

Walker Chandiook & Co LLP
Chartered Accountants
Firm Registration No.: 001076N/N500013
21st Floor, DLF Square,
Jacaranda Marg, DLF Phase II,
Gurugram, Haryana 122002

S. Tekriwal & Associates
Chartered Accountants
Firm Registration No: 009612N
B4/237, LGF,
Safdarjung Enclave,
New Delhi 110029

Independent Auditor's Report

To the Members of Grahati Solar Energy Private Limited

Report on the Audit of the Financial Statements

Opinion

1. We have audited the accompanying financial statements of Grahati Solar Energy Private Limited ('the Company'), which comprise the Balance Sheet as at 31 March 2022, the Statement of Profit and Loss (including Other Comprehensive Income), the Statement of Cash Flow and the Statement of Changes in Equity for the year then ended, and a summary of the significant accounting policies and other explanatory information.
2. In our opinion and to the best of our information and according to the explanations given to us, the aforesaid financial statements give the information required by the Companies Act, 2013 ('the Act') in the manner so required and give a true and fair view in conformity with the Indian Accounting Standards ('Ind AS') specified under section 133 of the Act read with the Companies (Indian Accounting Standards) Rules, 2015 and other accounting principles generally accepted in India, of the state of affairs of the Company as at 31 March 2022, and its profit (including other comprehensive income), its cash flows and the changes in equity for the year ended on that date.

Basis for Opinion

3. We conducted our audit in accordance with the Standards on Auditing specified under section 143(10) of the Act. Our responsibilities under those standards are further described in the Auditor's Responsibilities for the Audit of the Financial Statements section of our report. We are independent of the Company in accordance with the Code of Ethics issued by the Institute of Chartered Accountants of India ('ICAI') together with the ethical requirements that are relevant to our audit of the financial statements under the provisions of the Act and the rules thereunder, and we have fulfilled our other ethical responsibilities in accordance with these requirements and the Code of Ethics. We believe that the audit evidence we have obtained is sufficient and appropriate to provide a basis for our opinion.

Information other than the Financial Statements and Auditor's Report thereon

4. The Company's Board of Directors are responsible for the other information. Other information does not include the financial statements and our auditor's report thereon.


Our opinion on the financial statements does not cover the other information and we do not express any form of assurance conclusion thereon.

In connection with our audit of the financial statements, our responsibility is to read the other information and, in doing so, consider whether the other information is materially inconsistent with the financial statements or our knowledge obtained in the audit or otherwise appears to be materially misstated.

The Directors' Report is not made available to us at the date of this auditor's report. We have nothing to report in this regard.

Responsibilities of Management for the Financial Statements

5. The accompanying financial statements have been approved by the Company's Board of Directors. The Company's Board of Directors are responsible for the matters stated in section 134(5) of the Act with respect to the preparation and presentation of these financial statements that give a true and fair view of the financial position, financial performance including other comprehensive income, changes in equity and cash flows of the Company in accordance with the Ind AS specified under section 133 of the Act and other accounting principles



generally accepted in India. This responsibility also includes maintenance of adequate accounting records in accordance with the provisions of the Act for safeguarding of the assets of the Company and for preventing and detecting frauds and other irregularities; selection and application of appropriate accounting policies; making judgments and estimates that are reasonable and prudent; and design, implementation and maintenance of adequate internal financial controls, that were operating effectively for ensuring the accuracy and completeness of the accounting records, relevant to the preparation and presentation of the financial statements that give a true and fair view and are free from material misstatement, whether due to fraud or error.

6. In preparing the financial statements, the Board of Directors are responsible for assessing the Company's ability to continue as a going concern, disclosing, as applicable, matters related to going concern and using the going concern basis of accounting unless the Board of Directors either intend to liquidate the Company or to cease operations, or has no realistic alternative but to do so.
7. Those Board of Directors are also responsible for overseeing the Company's financial reporting process.


Auditor's Responsibilities for the Audit of the Financial Statements

8. Our objectives are to obtain reasonable assurance about whether the financial statements as a whole are free from material misstatement, whether due to fraud or error, and to issue an auditor's report that includes our opinion. Reasonable assurance is a high level of assurance, but is not a guarantee that an audit conducted in accordance with Standards on Auditing will always detect a material misstatement when it exists. Misstatements can arise from fraud or error and are considered material if, individually or in the aggregate, they could reasonably be expected to influence the economic decisions of users taken on the basis of these financial statements.
9. As part of an audit in accordance with Standards on Auditing, specified under section 143(10) of the Act we exercise professional judgment and maintain professional skepticism throughout the audit. We also:
 - Identify and assess the risks of material misstatement of the financial statements, whether due to fraud or error, design and perform audit procedures responsive to those risks, and obtain audit evidence that is sufficient and appropriate to provide a basis for our opinion. The risk of not detecting a material misstatement resulting from fraud is higher than for one resulting from error, as fraud may involve collusion, forgery, intentional omissions, misrepresentations, or the override of internal control;
 - Obtain an understanding of internal control relevant to the audit in order to design audit procedures that are appropriate in the circumstances Under section 143(3)(i) of the Act we are also responsible for expressing our opinion on whether the Company has adequate internal financial controls system with reference to financial statements in place and the operating effectiveness of such controls
 - Evaluate the appropriateness of accounting policies used and the reasonableness of accounting estimates and related disclosures made by management;
 - Conclude on the appropriateness of Board of Directors' use of the going concern basis of accounting and, based on the audit evidence obtained, whether a material uncertainty exists related to events or conditions that may cast significant doubt on the Company's ability to continue as a going concern. If we conclude that a material uncertainty exists, we are required to draw attention in our auditor's report to the related disclosures in the financial statements or, if such disclosures are inadequate, to modify our opinion. Our conclusions are based on the audit evidence obtained up to the date of our auditor's report. However, future events or conditions may cause the Company to cease to continue as a going concern;
 - Evaluate the overall presentation, structure and content of the financial statements, including the disclosures, and whether the financial statements represent the underlying transactions and events in a manner that achieves fair presentation.
10. We communicate with those charged with governance regarding, among other matters, the planned scope and timing of the audit and significant audit findings, including any significant deficiencies in internal control that we identify during our audit.



Report on Other Legal and Regulatory Requirements

11. Based on our audit we report that the provisions of section 197 read with Schedule V to the Act are not applicable to the Company since the Company is not a public company as defined under section 2(71) of the Act. Accordingly, reporting under section 197(16) is not applicable.
12. As required by the Companies (Auditor's Report) Order, 2020 ('the Order') issued by the Central Government of India in terms of section 143(11) of the Act we give in the Annexure A a statement on the matters specified in paragraphs 3 and 4 of the Order, to the extent applicable.
13. Further to our comments in Annexure A, as required by section 143(3) of the Act based on our audit, we report, to the extent applicable, that:
 - a) We have sought and obtained all the information and explanations which to the best of our knowledge and belief were necessary for the purpose of our audit of the accompanying financial statements;
 - b) In our opinion, proper books of account as required by law have been kept by the Company so far as it appears from our examination of those books;
 - c) The financial statements dealt with by this report are in agreement with the books of account;
 - d) In our opinion, the aforesaid financial statements comply with Ind AS specified under section 133 of the Act;
 - e) On the basis of the written representations received from the directors and taken on record by the Board of Directors, none of the directors is disqualified as on 31 March 2022 from being appointed as a director in terms of section 164(2) of the Act;
 - f) With respect to the adequacy of the internal financial controls with reference to financial statements of the Company as on 31 March 2022 and the operating effectiveness of such controls, refer to our separate Report in Annexure B wherein we have expressed an unmodified opinion; and
 - g) With respect to the other matters to be included in the Auditor's Report in accordance with rule 11 of the Companies (Audit and Auditors) Rules, 2014 (as amended), in our opinion and to the best of our information and according to the explanations given to us:
 - i. The Company does not have any pending litigation which would impact its financial position as at 31 March 2022;
 - ii. The Company did not have any long-term contracts including derivative contracts for which there were any material foreseeable losses as at 31 March 2022;
 - iii. There were no amounts which were required to be transferred to the Investor Education and Protection Fund by the Company during the year ended 31 March 2022;
 - iv. a. The management has represented that, to the best of its knowledge and belief, as disclosed in note 38(h) to the financial statements, no funds have been advanced or loaned or invested (either from borrowed funds or securities premium or any other sources or kind of funds) by the Company to or in any person(s) or entity(ies), including foreign entities ('the intermediaries'), with the understanding, whether recorded in writing or otherwise, that the intermediary shall, whether, directly or indirectly lend or invest in other persons or entities identified in any manner whatsoever by or on behalf of the Company ('the Ultimate Beneficiaries') or provide any guarantee, security or the like on behalf the Ultimate Beneficiaries;
 - b. The management has represented that, to the best of its knowledge and belief, as disclosed in note 38(i) to the financial statements, no funds have been received by the Company from any person(s) or entity(ies), including foreign entities ('the Funding Parties'), with the understanding, whether



Walker Chandiook & Co LLP

S. Tekriwal & Associates

recorded in writing or otherwise, that the Company shall, whether directly or indirectly, lend or invest in other persons or entities identified in any manner whatsoever by or on behalf of the Funding Party ('Ultimate Beneficiaries') or provide any guarantee, security or the like on behalf of the Ultimate Beneficiaries; and

- c. Based on such audit procedures performed as considered reasonable and appropriate in the circumstances, nothing has come to our notice that has caused us to believe that the management representations under sub-clauses (a) and (b) above contain any material misstatement.
- v. The Company has not declared or paid any dividend during the year ended 31 March 2022.

For Walker Chandiook & Co LLP

Chartered Accountants

Firm's Registration No.: 001076N/N500013

Deepak Mittal

Partner

Membership No.: 503843

UDIN: 22503843ALZBBZ8982

Place: Gurugram

Date: 30 June 2022



For S. Tekriwal & Associates

Chartered Accountants

Firm Registration No.: 009612N

Shishir Tekriwal

Partner

Membership No.: 088262

UDIN: 22088262ALYZWK7449

Place: New Delhi

Date: 30 June 2022



Annexure A referred to in Paragraph 12 of the Independent Auditor's Report of even date to the members of Grahati Solar Energy Private Limited on the financial statements for the year ended 31 March 2022

In terms of the information and explanations sought by us and given by the Company and the books of account and records examined by us in the normal course of audit, and to the best of our knowledge and belief, we report that:

- (i) (a) (A) The Company has maintained proper records showing full particulars, including quantitative details and situation of property, plant and equipment.
- (B) The Company does not have any intangible assets and accordingly, reporting under clause 3(i)(a)(B) of the Order is not applicable to the Company.
- (b) The Company has a regular program of physical verification of its property, plant and equipment under which the assets are physically verified in a phased manner over a period of three years, which, in our opinion, is reasonable having regard to the size of the Company and the nature of its assets. In accordance with this program, certain property, plant and equipment were verified during the year and no material discrepancies were noticed on such verification.
- (c) The title deeds of all the immovable properties comprising of freehold land as disclosed under property, plant and equipment in the financial statements, which have been pledged as security towards loan availed by the Company, are held in the name of the Company.
- (d) The Company has not revalued its Property, Plant and Equipment during the year. Further, the Company does not hold any intangible assets.
- (e) No proceedings have been initiated or are pending against the Company for holding any benami property under the Benami Transactions (Prohibition) Act, 1988 (45 of 1988) and rules made thereunder. Accordingly, reporting under clause 3(i)(e) of the Order is not applicable to the Company.
- (ii) The Company does not hold any inventory. Accordingly, reporting under clause 3(ii)(a) of the Order is not applicable to the Company.
- (b) The Company has not been sanctioned working capital limits by banks or financial institutions on the basis of security of current assets during any point of time of the year. Accordingly, reporting under clause 3(ii)(b) of the Order is not applicable to the Company.
- (iii) (a) The Company has provided guarantee and loans to others as per details given below:

Particulars	Guarantee (Rs. In million)	Loans (Rs. In million)
Aggregate amount provided/granted during the year:		
- Others	-	-
Balance outstanding as at balance sheet date in respect of above cases:		
- Others	4,987.45*	311.61**

*represents Company's co-obligation along with fellow subsidiaries, as disclosed in note 30 to the accompanying financial statements

** represents opening balance

- (b) In our opinion, and according to the information and explanations given to us, the guarantee provided and terms and conditions of the grant of all loans are, prima facie, not prejudicial to the interest of the Company.



Annexure A referred to in Paragraph 12 of the Independent Auditor's Report of even date to the members of Grahati Solar Energy Private Limited on the financial statements for the year ended 31 March 2022

- (c) In respect of loans granted by the Company, the schedule of repayment of principal and payment of interest has been stipulated and the repayments/receipts of principal and interest are regular.
- (d) There is no overdue amount in respect of loans granted to such other parties.
- (e) The Company has not granted any loan or advance in the nature of loan which has fallen due during the year. Further, no fresh loans were granted to any party to settle the overdue loans/advances in nature of loan.
- (f) The Company has granted loans which are repayable on demand, as per details below:

Particulars	All Parties (Rs. in million)	Related parties (Rs. in million)
Aggregate of loans		
- Repayable on demand (A)	311.61	311.61
- Agreement does not specify any terms or period of repayment (B)	-	-
Total (A+B)	311.61	311.61
Percentage of loans to the total loans	100%	100%

- (iv) The Company has not entered into any transaction covered under section 185 of the Act. As the Company is engaged in providing infrastructural facilities as specified in Schedule VI of the Act, provisions of section 186 except sub-section (1) of the Act are not applicable to the Company. In our opinion, and according to the information and explanations given to us, the Company has complied with the provisions of sub-section (1) of section 186 in respect of investments, as applicable.
- (v) In our opinion, and according to the information and explanations given to us, the Company has not accepted any deposits or there is no amount which has been considered as deemed deposit within the meaning of sections 73 to 76 of the Act and the Companies (Acceptance of Deposits) Rules, 2014 (as amended). Accordingly, reporting under clause 3(v) of the Order is not applicable to the Company.
- (vi) The Central Government has specified maintenance of cost records under sub-section (1) of section 148 of the Act in respect of the products of the Company. We have broadly reviewed the books of account maintained by the Company pursuant to the Rules made by the Central Government for the maintenance of cost records and are of the opinion that, prima facie, the prescribed accounts and records have been made and maintained. However, we have not made a detailed examination of the cost records with a view to determine whether they are accurate or complete.
- (vii)(a) In our opinion, and according to the information and explanations given to us, the Company is regular in depositing undisputed statutory dues including goods and services tax, provident fund, employees' state insurance, income-tax, sales-tax, service tax, duty of customs, duty of excise, value added tax, cess and other material statutory dues, as applicable, with the appropriate authorities. Further, no undisputed amounts payable in respect thereof were outstanding at the year-end for a period of more than six months from the date they became payable.
- (b) According to the information and explanations given to us, there are no statutory dues referred to in subclause (a) above that have not been deposited with the appropriate authorities on account of any dispute.
- (viii) According to the information and explanations given to us, no transactions were surrendered or disclosed as income during the year in the tax assessments under the Income Tax Act, 1961 (43 of 1961) which have not been recorded in the books of accounts.



Annexure A referred to in Paragraph 12 of the Independent Auditor's Report of even date to the members of Grahati Solar Energy Private Limited on the financial statements for the year ended 31 March 2022

- (ix) (a) According to the information and explanations given to us, the Company has not defaulted in repayment of its loans or borrowings or in the payment of interest thereon to any lender.
- (b) According to the information and explanations given to us including representation received from the management of the Company, and on the basis of our audit procedures, we report that the Company has not been declared a willful defaulter by any bank or financial institution or other lender.
- (c) In our opinion and according to the information and explanations given to us, the Company has not raised any money by way of term loans during the year and there has been no utilisation during the current year of the term loans obtained by the Company during any previous years. Accordingly, reporting under clause 3(ix)(c) of the Order is not applicable to the Company.
- (d) In our opinion and according to the information and explanations given to us, and on an overall examination of the financial statements of the Company, funds raised by the Company on short term basis have not been utilised for long term purposes.
- (e) According to the information and explanations given to us, the Company does not have any subsidiaries, associates or joint ventures. Accordingly, reporting under clause 3(ix)(e) and clause 3(ix)(f) of the Order is not applicable to the Company.
- (x) (a) The Company has not raised any money by way of initial public offer or further public offer (including debt instruments), during the year. Accordingly, reporting under clause 3(x)(a) of the Order is not applicable to the Company.
- (b) According to the information and explanations given to us, the Company has not made any preferential allotment or private placement of shares or (fully, partially or optionally) convertible debentures during the year. Accordingly, reporting under clause 3(x)(b) of the Order is not applicable to the Company.
- (xi) (a) To the best of our knowledge and according to the information and explanations given to us, no fraud by the Company or on the Company has been noticed or reported during the period covered by our audit.
- (b) No report under section 143(12) of the Act has been filed with the Central Government for the period covered by our audit.
- (c) According to the information and explanations given to us including the representation made to us by the management of the Company, there are no whistle-blower complaints received by the Company during the year.
- (xii) The Company is not a Nidhi Company and the Nidhi Rules, 2014 are not applicable to it. Accordingly, reporting under clause 3(xii) of the Order is not applicable to the Company.
- (xiii) In our opinion and according to the information and explanations given to us, all transactions entered into by the Company, with the related parties are in compliance with section 188 of the Act. The details of such related party transactions have been disclosed in the financial statements etc., as required under Indian Accounting Standard (Ind AS) 24, Related Party Disclosures specified in Companies (Indian Accounting Standards) Rules 2015 as prescribed under section 133 of the Act. Further, according to the information and explanations given to us, the Company is not required to constitute an audit committee under section 177 of the Act.
- (xiv) (a) In our opinion and according to the information and explanations given to us, the Company has an internal audit system as required under section 138 of the Act which is commensurate with the size and nature of its business.



Annexure A referred to in Paragraph 12 of the Independent Auditor's Report of even date to the members of Grahati Solar Energy Private Limited on the financial statements for the year ended 31 March 2022


- (b) We have considered the reports issued by the Internal Auditors of the Company till date for the period under audit.
- (xv) According to the information and explanation given to us, the Company has not entered into any non-cash transactions with its directors or persons connected with them and accordingly, provisions of section 192 of the Act are not applicable to the Company.
- (xvi) (a) The Company is not required to be registered under section 45-IA of the Reserve Bank of India Act, 1934. Accordingly, reporting under clauses 3(xvi)(a), (b) and (c) of the Order are not applicable to the Company.
- (b) Based on the information and explanations given to us and as represented by the management of the Company, the Group (as defined in Core Investment Companies (Reserve Bank) Directions, 2016) does not have any CIC.
- (xvii) The Company has incurred cash losses amounting to Rs. 68.52 million in the current financial year but had not incurred cash losses in the immediately preceding financial year.
- (xviii) There has been no resignation of the statutory auditors during the year. Accordingly, reporting under clause 3(xviii) of the Order is not applicable to the Company.
- (xix) According to the information and explanations given to us and on the basis of the financial ratios, ageing and expected dates of realisation of financial assets and payment of financial liabilities, other information accompanying the financial statements, our knowledge of the plans of the Board of Directors and management and based on our examination of the evidence supporting the assumptions, nothing has come to our attention, which causes us to believe that any material uncertainty exists as on the date of the audit report that Company is not capable of meeting its liabilities existing at the date of balance sheet as and when they fall due within a period of one year from the balance sheet date. We, however, state that this is not an assurance as to the future viability of the company. We further state that our reporting is based on the facts up to the date of the audit report and we neither give any guarantee nor any assurance that all liabilities falling due within a period of one year from the balance sheet date, will get discharged by the company as and when they fall due.
- (xx) According to the information and explanations given to us, the Company does not have any unspent amount in respect of any ongoing or other than ongoing project as at the expiry of the financial year. Accordingly, reporting under clause 3(xx) of the Order is not applicable to the Company.
- (xxi) The reporting under clause 3(xxi) is not applicable in respect of audit of standalone financial statements of the Company. Accordingly, no comment has been included in respect of said clause under this report.

For **Walker Chandiook & Co LLP**
Chartered Accountants
Firm's Registration No.: 001076N/N500013


Deepak Mittal
Partner
Membership No.: 503843
UDIN: 22503843ALZBBZ8982

Place: Gurugram
Date: 30 June 2022

For **S. Tekriwal & Associates**
Chartered Accountants
Firm Registration No.: 009612N


Shishir Tekriwal
Partner
Membership No.: 088262
UDIN: 22088262ALYZWK7449

Place: New Delhi
Date: 30 June 2022

Annexure B to the Independent Auditor's Report of even date to the members of Grahati Solar Energy Private Limited on the financial statements for the year ended 31 March 2022

Independent Auditor's Report on the internal financial controls with reference to the financial statements under Clause (i) of Sub-section 3 of Section 143 of the Companies Act, 2013 ('the Act')

1. In conjunction with our audit of the financial statements of Grahati Solar Energy Private Limited ('the Company') as at and for the year ended 31 March 2022, we have audited the internal financial controls with reference to financial statements of the Company as at that date.

Responsibilities of Management for Internal Financial Controls

2. The Company's Board of Directors is responsible for establishing and maintaining internal financial controls based on the internal controls with reference to the financial statements criteria established by the Company considering the essential component of internal control stated in Guidance note on Audit of Internal Financial Controls over Financial Reporting issued by the Institute of Chartered Accountant of India. These responsibilities include the design, implementation and maintenance of adequate internal financial controls that were operating effectively for ensuring the orderly and efficient conduct of the Company's business, including adherence to the Company's policies, the safeguarding of its assets, the prevention and detection of frauds and errors, the accuracy and completeness of the accounting records, and the timely preparation of reliable financial information, as required under the Act.

Auditor's Responsibility for the Audit of the Internal Financial Controls with Reference to Financial Statements

3. Our responsibility is to express an opinion on the Company's internal financial controls with reference to financial statements based on our audit. We conducted our audit in accordance with the Standards on Auditing issued by the Institute of Chartered Accountants of India ('ICAI') prescribed under Section 143(10) of the Act, to the extent applicable to an audit of internal financial controls with reference to financial statements, and the Guidance Note on Audit of Internal Financial Controls Over Financial Reporting ('the Guidance Note') issued by the ICAI. Those Standards and the Guidance Note require that we comply with ethical requirements and plan and perform the audit to obtain reasonable assurance about whether adequate internal financial controls with reference to financial statements were established and maintained and if such controls operated effectively in all material respects.
4. Our audit involves performing procedures to obtain audit evidence about the adequacy of the internal financial controls with reference to financial statements and their operating effectiveness. Our audit of internal financial controls with reference to financial statements includes obtaining an understanding of such internal financial controls, assessing the risk that a material weakness exists, and testing and evaluating the design and operating effectiveness of internal control based on the assessed risk. The procedures selected depend on the auditor's judgement, including the assessment of the risks of material misstatement of the financial statements, whether due to fraud or error.
5. We believe that the audit evidence we have obtained is sufficient and appropriate to provide a basis for our audit opinion on the Company's internal financial controls with reference to financial statements.

Meaning of Internal Financial Controls with Reference to Financial Statements

6. A company's internal financial controls with reference to financial statements is a process designed to provide reasonable assurance regarding the reliability of financial reporting and the preparation of financial statements for external purposes in accordance with generally accepted accounting principles. A company's internal financial controls with reference to financial statements include those policies and procedures that (1) pertain to the maintenance of records that, in reasonable detail, accurately and fairly reflect the transactions and dispositions of the assets of the company; (2) provide reasonable assurance that transactions are recorded as necessary to permit preparation of financial statements in accordance with generally accepted accounting principles, and that receipts and expenditures of the company are being made only in accordance with authorisations of management and directors of the company; and (3) provide reasonable assurance regarding prevention or timely detection of unauthorised acquisition, use, or disposition of the company's assets that could have a material effect on the financial statements.



Annexure B to the Independent Auditor's Report of even date to the members of Grahati Solar Energy Private Limited on the financial statements for the year ended 31 March 2022

Inherent Limitations of Internal Financial Controls with Reference to Financial Statements

7. Because of the inherent limitations of internal financial controls with reference to financial statements, including the possibility of collusion or improper management override of controls, material misstatements due to error or fraud may occur and not be detected. Also, projections of any evaluation of the internal financial controls with reference to financial statements to future periods are subject to the risk that the internal financial controls with reference to financial statements may become inadequate because of changes in conditions, or that the degree of compliance with the policies or procedures may deteriorate.

Opinion

8. In our opinion, the Company has, in all material respects, adequate internal financial controls with reference to financial statements and such controls were operating effectively as at 31 March 2022, based on the internal controls with reference to financial statements criteria established by the Company considering the essential component of internal control stated in Guidance note on Audit of Internal Financial Controls over Financial Reporting issued by the Institute of Chartered Accountant of India.

For Walker Chandiook & Co LLP
Chartered Accountants
Firm's Registration No.: 001076N/N500013

Deepak Mittal

Deepak Mittal
Partner
Membership No.: 503843
UDIN: 22503843ALZBBZ8982



Place: Gurugram
Date: 30 June 2022

For S. Tekriwal & Associates
Chartered Accountants
Firm Registration No.: 009612N

Shishir Tekriwal

Shishir Tekriwal
Partner
Membership No.: 088262
UDIN: 22088262ALYZWK7449



Place: New Delhi
Date: 30 June 2022

Grahati Solar Energy Private Limited
CIN-U40108HR2015PTC054324
Balance Sheet as at 31 March 2022

In Rs. million unless otherwise stated

Particulars	Notes	As at	
		31 March 2022	31 March 2021
Assets			
Non current assets			
Property, plant and equipment	3	2,974.30	3,215.57
Financial assets			
Other financial assets	4	-	114.02
Deferred tax assets (net)	5	1.88	40.48
Non current tax assets (net)	6	2.07	-
Total non current assets		2,978.25	3,370.07
Current assets			
Financial assets			
Trade receivables	7	812.76	431.94
Cash and cash equivalents	8	13.70	159.66
Other bank balances	9	78.20	40.61
Loans	10	311.61	311.61
Other financial assets	11	15.50	17.63
Other current assets	12	1.28	1.35
Total current assets		1,233.05	962.80
Total assets		4,211.30	4,332.87
Equity and liabilities			
Equity			
Equity share capital	13	22.50	22.50
Instrument entirely in the nature of equity	14	604.98	604.98
Other equity	15	573.02	529.20
		1,200.50	1,156.68
Non current liabilities			
Financial liabilities			
Long term borrowings	16	2,762.05	2,925.78
Provisions	17	0.08	0.06
Total non current liabilities		2,762.13	2,925.84
Current liabilities			
Financial liabilities			
Short term borrowings	18	175.24	163.64
Trade payables			
Total outstanding dues of micro enterprises and small enterprises	19	0.27	0.10
Total outstanding dues of creditors other than micro enterprises and small enterprises	20	-	-
Other financial liabilities	20	72.68	73.37
Other current liabilities	21	0.48	0.51
Current tax liabilities (net)	22	-	12.73
Total current liabilities		248.67	250.35
Total equity and liabilities		4,211.30	4,332.87

Summary of significant accounting policies and other explanatory information are integral part of financial statements.

1-41

As per our report of even date attached

For Walker Chandiook & Co LLP
Chartered Accountants
Firm's Registration No.: 001076N/N500013

Deepak Mittal
Partner
Membership No. 503843

Place: Gurugram
Date: 30 June 2022

For S. Tekriwal & Associates
Chartered Accountants
Firm Registration No.: 009612N

Shishir Tekriwal
Partner
Membership No. 088262

Place: New Delhi
Date: 30 June 2022

For and on behalf of the Board of Directors

Jyoti Arora
Director
DIN No. 07199436

Place: Gurugram
Date: 30 June 2022

Chellappa Chakrapani
Director
DIN No. 07915911

Place: Gurugram
Date: 30 June 2022



Grahati Solar Energy Private Limited
CIN-U40108HR2015PTC054324
Statement of Profit and Loss for the year ended 31 March 2022

In Rs. million unless otherwise stated

Particulars	Notes	For the year ended 31 March 2022	For the year ended 31 March 2021
Revenue			
Revenue from operations	23	627.06	656.65
Other income	24	6.75	11.92
Total revenue		633.81	668.57
Expenses			
Employee benefits expense	25	0.89	0.61
Finance costs	26	298.11	312.94
Depreciation expense	27	241.27	241.27
Other expenses	28	26.13	24.14
Total expense		566.40	578.96
Profit before tax		67.41	89.61
Tax expense	5		
Current tax expense		-	15.04
Income tax expense/(credit) relating to earlier year		(15.01)	3.47
Deferred tax expense		38.60	1.04
Total tax expense		23.59	19.55
Profit for the year		43.82	70.06
Other comprehensive (loss)			
Items that will not be reclassified to profit and loss			
Remeasurements of defined benefit plans		.*	(0.02)
Income tax relating to items that will not be reclassified to profit or loss		.*	0.01
Other comprehensive (loss)		-	(0.01)
Total comprehensive income		43.82	70.05
Earnings per share	33		
Basic earnings per share		9.76	15.60
Diluted earnings per share		9.76	15.60

*Amounts less than 0.01 million

Summary of significant accounting policies and other explanatory information are integral part of financial statements.

1-41

As per our report of even date attached

For Walker Chandio & Co LLP
Chartered Accountants
Firm's Registration No.: 001076N/N500013

Deepak Mittal

Deepak Mittal
Partner
Membership No. 503843

Place: Gurugram
Date: 30 June 2022



For S. Tekriwal & Associates
Chartered Accountants
Firm Registration No.: 009612N

Shishir Tekriwal

Shishir Tekriwal
Partner
Membership No. 088262

Place: New Delhi
Date: 30 June 2022



For and on behalf of the Board of Directors

Jyoti Arora

Jyoti Arora
Director
DIN No. 07199436

Place: Gurugram
Date: 30 June 2022



Chellappa Chakrapani

Chellappa Chakrapani
Director
DIN No. 07915911

Place: Gurugram
Date: 30 June 2022

Grahati Solar Energy Private Limited
CIN-U40108HR2015PTC054324
Statement of Cash Flows for the year ended 31 March 2022

Particulars	In Rs. million unless otherwise stated	
	For the year ended 31 March 2022	For the year ended 31 March 2021
A CASH FLOWS FROM OPERATING ACTIVITIES		
Profit before tax	67.41	89.61
Adjustments for:		
Depreciation expense	241.27	241.27
Finance costs	298.11	312.94
Interest income	(6.75)	(11.92)
Operating profit before working capital changes	600.04	631.90
Movement in working capital		
(Increase)/ decrease in trade receivables	(380.82)	143.89
Decrease in other current and non-current financial assets	2.13	-
Decrease/ (increase) in other current and non-current assets	0.07	(0.59)
Increase in trade payables	0.17	0.09
Increase in other current and non-current financial liabilities	0.06	3.34
Increase in current and non-current provisions	0.02	0.04
(Decrease)/ increase in other current and non-current liabilities	(0.03)	0.23
Cash flows generated from operating activities post working capital changes	221.64	778.90
Income tax refund/ (paid) (net)	0.39	(3.40)
Net cash flows generated from operating activities (A)	222.03	775.50
B CASH FLOWS FROM INVESTING ACTIVITIES		
Interest received	6.40	14.19
Proceeds from/ (investment in) fixed deposits with banks having maturity beyond 12 months	114.00	(114.00)
(Investment in)/ proceeds from fixed deposits with remaining maturity for more than 3 months and less than 12 months	(37.40)	84.40
Net cash flows from/ (used in) investing activities (B)	83.00	(15.41)
C CASH FLOWS FROM FINANCING ACTIVITIES*		
Repayment of long term borrowings	(165.42)	(154.38)
Proceeds from/ (repayment of) short term borrowings (net)	11.38	(200.20)
Finance costs paid	(296.95)	(312.90)
Net cash flows used in financing activities (C)	(450.99)	(667.48)
(Decrease)/ increase in cash and cash equivalents (A+B+C)	(145.96)	92.61
Cash and cash equivalents at the beginning of the year	159.66	67.05
Cash and cash equivalents at the end of the year	13.70	159.66

*Refer note 35 for reconciliation of liabilities from financing activities

Summary of significant accounting policies and other explanatory information are integral part of financial statements.

1-41

As per our report of even date attached

For Walker Chandio & Co LLP
Chartered Accountants
Firm's Registration No.: 001076N/N500013

Deepak Mittal
Partner
Membership No. 503843

Place: Gurugram
Date: 30 June 2022



For S. Tekriwal & Associates
Chartered Accountants
Firm Registration No.: 009612N

Shishir Tekriwal
Partner
Membership No. 088262

Place: New Delhi
Date: 30 June 2022



For and on behalf of the Board of Directors

Jyoti Arora
Director
DIN No. 07199436

Place: Gurugram
Date: 30 June 2022

Chellappa Chakrapani
Director
DIN No. 07915911

Place: Gurugram
Date: 30 June 2022



Grahati Solar Energy Private Limited
CIN-U40108HR2015PTC054324
Statement of changes in equity for the period ended 31 March 2022

In Rs. million unless otherwise stated

A Equity share capital

Particulars	Balance as at 1 April 2020	Issue of equity share capital during the year	Balance as at 31 March 2021	Issued/(converted) during the year	Balance as at 31 March 2022
Equity share capital	22.50	-	22.50	-	22.50

B Instrument entirely in the nature of equity

Particulars	Balance as at 1 April 2020	Issued/(converted) during the year	Balance as at 31 March 2021	Issued/(converted) during the year	Balance as at 31 March 2022
Compulsorily convertible debentures	604.98	-	604.98	-	604.98

C Other equity

Particulars	Reserve and surplus		Total
	Securities premium	Retained earnings	
Balance as at 1 April 2020	582.52	(123.37)	459.15
Profit for the year	-	70.06	70.06
Other comprehensive income (net of tax)	-	(0.01)	(0.01)
Balance as at 31 March 2021	582.52	(53.32)	529.20
Profit for the year	-	43.82	43.82
Other comprehensive loss (net of tax)	-	-	-
Balance as at 31 March 2022	582.52	(9.50)	573.02

Summary of significant accounting policies and other explanatory information are integral part of financial statements.

1-41

As per our report of even date attached

For Walker Chandio & Co LLP
Chartered Accountants
Firm's Registration No.: 001076N/N500013

Deepak Mittal

Deepak Mittal
Partner
Membership No. 503843

Place: Gurugram
Date: 30 June 2022



For S. Tekriwal & Associates
Chartered Accountants
Firm Registration No.: 009612N

Shishir Tekriwal

Shishir Tekriwal
Partner
Membership No. 088262

Place: New Delhi
Date: 30 June 2022



For and on behalf of the Board of Directors

Jyoti Arora

Jyoti Arora
Director
DIN No. 07199436

Place: Gurugram
Date: 30 June 2022



Chellappa Chakrapani

Chellappa Chakrapani
Director
DIN No. 07915911

Place: Gurugram
Date: 30 June 2022

1. i) Corporate information

Company 'Grahati Solar Energy Private Limited' ("the Company") was incorporated on 16th January, 2015 under Companies Act, 2013. The entity is engaged in the business of establishing, commissioning, setting up, operating and maintaining power generation using solar, fossil and alternate source of energy and act as owners, manufacturing, engineers, procurers, buyers, sellers, distributors, dealers and contractors for setting up of power plant using glass bases mirrors, photo voltaic, boilers, turbines and/or other equipments for generating, distribution and supplying of electricity and other products using solar, fossil and alternate source of energy under conditions of direct ownership or through its affiliates, associates or subsidiaries.

On 1 July 2020, ACME Solar Holdings Limited ('Holding Company') got converted from Public Limited Company to Private Limited Company, resulting in change in status of Holding Company and its subsidiaries companies to private company. Consequently, effective from 1 July 2020, status of the Company was also changed to Private Limited Company.

The Company owns and operates with installed capacity of 50 MW solar power project in the state of Telengana. The project is intended to sell the power generated, under long term Power Purchase Agreement with Southern Power Distribution Company of Telengana Limited.

The financial statement have been authorised for issue by the Board of Directors on 30 June 2022

ii) Amended Accounting Standards (Ind AS) and interpretations effective during the year

Ind AS 109 Financial Instruments; Ind AS 107 Financial Instruments: Disclosures and Ind AS 116 Leases (amendments related to Interest Rate Benchmark Reform)

The amendment to Ind AS 109, provides a practical expedient for assessment of contractual cash flow test, which is one of the criteria for being eligible to measure a financial asset at amortized cost, for the changes in the financial assets that may arise as a result of Interest Rate Benchmark Reform. An additional temporary exception from applying hedge accounting is also added for Interest Rate Benchmark Reform.

The amendment to Ind AS 107, clarifies the certain additional disclosures to be made on account of Interest Rate Benchmark Reform:

- (i) the nature and extent of risks to which the entity is exposed arising from financial instruments subject to interest rate benchmark reform;
- (ii) the entity's progress in completing the transition to alternative benchmark rates, and how the entity is managing the transition;
- (iii) the instruments exposed to benchmark reform disaggregated by significant interest rate benchmark along with qualitative information about the financial instruments that are yet to transition to alternative benchmark rate;
- (iv) changes to entity's risk management strategy.

The amendments introduced a similar practical expedient in Ind AS 116. Accordingly, while accounting for lease modification i.e. removing the lease liability, in case this is required by interest rate benchmark reform, the lessee will use a revised discount rate that reflects the changes in the interest rate.

These amendments did not have any material impact on the financial statements of the Company.

Ind AS 116 Leases (amendment related to rent concessions arising due to COVID-19 pandemic)

The amendment to Ind AS 116 Leases extended the practical expedient introduced for financial year 2020-21 related to rent concessions arising due to Covid-19 pandemic, that provides an option to the lessee to choose that rent concessions for lease payments due on or before 30 June 2022 (from erstwhile notified date of 30 June 2021), arising due to COVID-19 pandemic ('COVID-19 rent related concessions') need not be treated as lease modification. The amendment did not have any material impact on financial statements of the Company.

Amendments consequent to issue of Conceptual Framework for Financial reporting under Ind AS (Conceptual Framework)

- (i) Ind AS 102 Share Based Payments - Amended the definition of 'liabilities' to 'a present obligation of the entity to transfer an economic resource as a result of past events'.
- (ii) Ind AS 103 Business Combinations - The MCA clarified that for the purpose of this Ind AS, acquirers are required to apply the definitions of an asset and a liability given in the Framework for Preparation and Presentation of Financial Statements with Indian Accounting Standards rather than the Conceptual Framework.
- (iii) Ind AS 114 Regulatory Deferral Accounts - The amendment added a footnote against the term 'reliable' used in the Ind AS 114. The footnote clarifies that term 'faithful representation' used in the Conceptual Framework encompasses the main characteristics that the Framework for Preparation and Presentation of Financial Statements with Indian Accounting Standards called 'reliability'. However, for the purpose of this Ind AS, the term 'reliable' would be based on the requirements of Ind AS 8.
- (iv) Ind AS 37 Provisions, Contingent Liabilities and Contingent Assets - The MCA clarified that the definition of term 'liability' in this Ind AS is not being revised following the revision of the definition of liability in the Conceptual Framework.
- (v) Ind AS 38 Intangible Assets - The MCA clarified that the definition of an 'asset' in this Ind AS is not being revised following the revision of the definition of asset in the Conceptual Framework.
- (vi) Ind AS 106 Exploration for and Evaluation of Mineral Resources; Ind AS 1 Presentation of Financial Statements; Ind AS 8 Accounting policies, Changes in Accounting Estimates and Errors and Ind AS 34 Interim Financial Reporting - The reference to the Framework for Preparation and Presentation of Financial Statements with Indian Accounting Standards has been substituted with reference to the Conceptual Framework.

The above amendments did not have any material impact on the financial statements of the Company.

2. Significant Accounting Policies


2.01 Basis of preparation

The financial statements have been prepared in accordance with Indian Accounting Standards (Ind AS) notified under Section 133 read with Companies (Indian Accounting Standards) Rules, 2015 (as amended from time to time), Companies (Indian Accounting Standards) (Amendment) Rules, 2016 and the relevant provisions of the Act. Effective 1 April 2016, the Company has adopted all the Ind AS and the adoption was carried out in accordance with Ind AS 101 First time adoption of Indian Accounting Standards, with 1 April 2015 as the transition date. The transition was carried out from Indian Accounting Principles generally accepted in India as prescribed under section 133 of the Act, read with Rule 7 of the Companies (Accounts) Rules, 2014 (IGAAP), which was the previous GAAP. Accounting policies have been consistently applied except where a newly issued accounting standard is initially adopted or a revision to an existing accounting standard requires a change in the accounting policy hitherto in use. Refer 1 (ii) above for certain amendments to the standards which have become effective for annual periods beginning on or after 1 April 2021.

The financial statements are presented in INR and all values are rounded to the nearest million except where otherwise indicated.

Historical cost convention

The financial statements have been prepared on a historical cost convention on a going concern basis except for certain financial assets and financial liabilities which are measured at fair value.



Grahati Solar Energy Private Limited

CIN-U40108HR2015PTC054324

Summary of significant accounting policies and other explanatory information for the year ended 31 March 2022

2.02 Use of estimates

The preparation of financial statement in conformity with Ind AS requires the management to make judgments, estimates and assumptions that affect the reported amounts of revenues, expenses, assets and liabilities and the disclosure of contingent liabilities, at the end of the reporting period. Although these estimates are based on the management's best knowledge of current events and actions, uncertainty about these assumptions and estimates could result in the outcomes requiring a material adjustment to the carrying amounts of assets or liabilities in future periods.

2.03 Foreign currency translation

Functional and presentation currency

Foreign currency transactions are translated into the functional currency of the respective company, using the exchange rates prevailing at the dates of the transactions (spot exchange rate).

Foreign exchange gains and losses resulting from the settlement of such transactions and from the re-measurement of monetary items denominated in foreign currency at year-end exchange rates are recognised in profit or loss.

Non-monetary items are not retranslated at year-end and are measured at historical cost (translated using the exchange rates at the transaction date), except for non-monetary items measured at fair value which are translated using the exchange rates at the date when fair value was determined.

Foreign currency loans availed for acquisition of property, plant and equipment are converted at the rate prevailing on the due date for instalments repayable during the year and at the rate prevailing on the date of balance sheet for the outstanding loan.

2.04 Current versus non-current classification

The Company presents assets and liabilities in the standalone balance sheet based on current/non-current classification.

An asset is classified as current when it satisfies any of the following criteria:

- it is expected to be realised in, or is intended for sale or consumption, in the Company's normal operating cycle;
- it is held primarily for the purpose of being traded;
- it is expected to be realised within 12 months after the reporting date; or
- it is cash or cash equivalent unless it is restricted from being exchanged or used to settle a liability for at least 12 months after the reporting date.

A liability is classified as current when it satisfies any of the following criteria:

- it is expected to be settled in the Company's normal operating cycle;
- it is held primarily for the purpose of being traded;
- it is due to be settled within 12 months after the reporting date; or
- the Company does not have an unconditional right to defer settlement of the liability for at least 12 months after the reporting date. Terms of a liability that could, at the option of the counterparty, result in its settlement by the issue of equity instruments do not affect its classification.

Current assets/liabilities include current portion of non-current financial assets/liabilities respectively. All other assets/liabilities are classified as non-current. Deferred tax assets and liabilities are classified as non-current assets and liabilities.

Operating cycle

Based on the nature of the operations and the time between the acquisition of assets for processing and their realisation in cash or cash equivalents, the Company has ascertained its operating cycle as twelve months for the purpose of current/non-current classification of assets and liabilities.

2.05 Revenue

Revenue from contracts with customers is recognised when control of the goods or services are transferred to the customer at an amount that reflects the consideration to which the Company expects to be entitled in exchange for those goods or services.

Sale of power

Revenue from supply of power is recognised net of any cash rebates, when the power is supplied and units of electricity are delivered as it best depicts the value to the customer and completes satisfaction of performance obligation.

Revenue from sale of power is recognised when persuasive evidence of an arrangement exists, the tariff is fixed or determinable, solar energy kilowatts are supplied and collectability is reasonably assured. Revenue is based on the solar energy kilowatts actually supplied to customers multiplied by the rate per kilowatt hour agreed to in the respective power purchase agreement (PPAs). The solar energy kilowatts supplied by the Company are validated by the customer prior to billing and recognition of revenue.

Interest income

Interest income is recorded using the effective interest rate (EIR). EIR is the rate that exactly discounts the estimated future cash payments or receipts over the expected life of the financial instrument or a shorter period, where appropriate, to the gross carrying amount of the financial asset or to the amortized cost of the financial liability. When calculating the effective interest rate, the Company estimates the expected cash flows by considering all the contractual terms of the financial instrument but does not consider the expected credit losses. Interest income is included in other income in the Statement of Profit and Loss.

2.06 Borrowing costs

Borrowing costs directly attributable to the acquisitions, construction or production of a qualifying asset are capitalised during the period of time that is necessary to complete and prepare the asset for its intended use or sale. Other borrowing costs are expensed in the period in which they are incurred and reported in finance costs.



2.07 Property, plant and equipment

Property, plant and equipments are carried at cost less accumulated depreciation. The cost of items of the property, plant and equipment comprises its purchase price net of any trade discount and rebate, any import duties and other taxes (other than those subsequently recoverable from tax authorities), any directly attributable expenditure on making the asset ready for its intended use, other incidental expenses and interest on borrowings attributable to acquisition of qualifying property, plant and equipments upto the date the asset is ready for its intended use.

Whenever significant parts of the property, plant and equipment are required to be replaced at intervals, the Company depreciates them separately based on their specific useful lives. All other repair and maintenance costs are recognised in statement of profit and loss as incurred.

Depreciation is recognised based on the cost of assets (other than freehold land) using the straight-line method. The useful life of property, plant and equipment is considered based on life prescribed in schedule II to the Companies Act, 2013 except in case of power plant assets, where the depreciation is charged on the basis of the relevant tariff regulations based on technical assessment, taking into account the nature of assets, the estimated usage of the assets, the operating condition of the assets, anticipated technical changes, manufacturer warranties and maintenance support. The estimated useful lives and depreciation method are reviewed at the end of each reporting period, with the effect of any changes in estimate accounted for on a prospective basis.

2.08 Impairment of non-financial assets

For impairment assessment purposes, assets are grouped at the lowest levels for which there are largely independent cash inflows (cash-generating units). As a result, some assets are tested individually for impairment and some are tested at cash-generating unit level. All individual assets or cash-generating units are tested for impairment whenever events or changes in circumstances indicate that the carrying amount may not be recoverable.

An impairment loss is recognised for the amount by which the asset's (or cash-generating unit's) carrying amount exceeds its recoverable amount, which is the higher of fair value less costs of disposal and value-in-use. To determine the value-in-use, management estimates expected future cash flows from each cash-generating unit and determines a suitable discount rate in order to calculate the present value of those cash flows. The date used for impairment testing procedures are directly linked to the Company's latest approved budget, adjusted as necessary to exclude the effects of future reorganisations and asset enhancements. Discount factors are determined individually for each cash-generating unit and reflect current market assessments of the time value of money and asset-specific risk factors.

Impairment losses are charged in the Statement of Profit and Loss. Further, impairment loss is reversed if the asset's or cash-generating unit's recoverable amount exceeds its carrying amount. The reversal is limited so that the carrying of the asset does not exceed its recoverable amount, nor exceed the carrying amount that would have been determined, net of depreciation, had no impairment loss been recognised for the asset in prior years. Such reversal is recognised in the Statement of Profit and Loss unless the asset is carried at a revalued amount, in which case, the reversal is treated as an increase in revaluation.

2.09 Financial instruments

Recognition, initial measurement and derecognition

Financial assets and financial liabilities are recognised when the Company becomes a party to the contractual provisions of the financial instrument, and, except for trade receivables which do not contain a significant financing component, these are measured initially at:

- a) fair value, in case of financial instruments subsequently carried at fair value through profit or loss (FVTPL);
- b) fair value adjusted for transaction costs, in case of all other financial instruments.

Financial assets are derecognised when the contractual rights to the cash flows from the financial asset expire, or when the financial asset and substantially all the risks and rewards are transferred. A financial liability is derecognised when the underlying obligation specified in the contract is discharged, cancelled or expires.

Classification and subsequent measurement of financial assets

Different criteria to determine impairment are applied for each category of financial assets, which are described below.

For purposes of subsequent measurement, financial assets are classified in three categories:

- Financial assets at amortised cost
- Financial assets at fair value through other comprehensive income (FVOCI)
- Financial assets, derivatives and equity instruments at FVTPL

(I) Financial assets at amortised cost

Classification and subsequent measurement of financial liabilities

The Company's financial liabilities include borrowings, trade and other payables and derivative financial instruments.

Financial liabilities are measured subsequently at amortised cost using the effective interest method except for derivatives and financial liabilities designated at FVTPL, which are carried subsequently at fair value with gains or losses recognised in profit or loss.

A 'Financial assets' is measured at the amortised cost if both the following conditions are met:

- (a) The asset is held within a business model whose objective is to hold assets for collecting contractual cash flows, and
- (b) Contractual terms of the asset give rise on specified dates to cash flows that are solely payments of principal and interest (SPPI) on the principal amount outstanding.

After initial measurement, such financial assets are subsequently measured at amortised cost using the effective interest rate (EIR) method. Amortised cost is calculated by taking into account any discount or premium on acquisition and fees or costs that are an integral part of the EIR. The EIR amortisation is included in finance income in the profit or loss. The losses arising from impairment are recognised in the profit or loss. Amortised cost is calculated by taking into account any discount or premium on acquisition and fees or costs that are an integral part of the EIR.



Grahati Solar Energy Private Limited

CIN-U40108HR2015PTC054324

Summary of significant accounting policies and other explanatory information for the year ended 31 March 2022

2.11 Cash and cash equivalents

Cash and cash equivalents comprise cash on hand and demand deposits, together with other short-term, highly liquid investments maturing within 90 days from the date of acquisition. Cash and cash equivalent are readily convertible into known amounts of cash and are subject to an insignificant risk of changes in value.

2.12 Provisions, contingent assets and contingent liabilities

Provisions are recognized only when there is a present obligation, as a result of past events, and measured at the estimated expenditure required to settle the present obligation, based on the most reliable evidence available at the reporting date, including the risks and uncertainties associated with the present obligations as a whole. Provisions are discounted to their present values, where the time value of money is material. When discounting is used, the increase in the provision due to the passage of time is recognized as a finance cost. The expense relating to any provision is presented in the Statement of Profit and Loss net of any reimbursement.

Any reimbursement that the Company is virtually certain to collect from a third party with respect to the obligation is recognised as a separate asset. However, this asset may not exceed the amount of the related provision.

No liability is recognised if an outflow of economic resources as a result of present obligations is not probable. Such situations are disclosed as contingent liabilities unless the outflow of resource is remote.

Contingent liabilities are disclosed by way of note unless the possibility of outflow is remote. Contingent assets are neither recognized nor disclosed. However, when realization of income is virtually certain, related asset is recognized

2.13 Significant management judgement in applying accounting policies and estimation uncertainty

When preparing the financial statement, management makes a number of judgements, estimates and assumptions about the recognition and measurement of assets, liabilities, income and expenses.

Provision for income tax and deferred tax assets

The Company uses estimates and judgements based on the relevant rulings in the areas of allocation of revenue, costs, allowances and disallowances which is exercised while determining the provision for income tax. A deferred tax asset is recognised to the extent that it is probable that future taxable profit will be available against which the deductible temporary differences and tax losses can be utilised. Accordingly, the Company exercises its judgement to reassess the carrying amount of deferred tax assets at the end of each reporting period.

Impairment of non-financial assets

In assessing impairment, management estimates the recoverable amount of each asset or cash-generating units based on expected future cash flows and uses an interest rate to discount them. Estimation uncertainty relates to assumptions about future operating results and the determination of a suitable discount rate.

Useful lives of depreciable assets

The Company reviews the useful life of property, plant and equipment at the end of each reporting period. This reassessment may result in change in depreciation expense in future periods.

Fair value measurement

When the fair value of financial assets and financial liabilities recorded in the balance sheet cannot be measured based on quoted prices in active markets, their fair value is measured using valuation techniques including the Discounted Cash Flow model. The inputs to these models are taken from observable markets where possible, but where this is not feasible, a degree of judgement is required in establishing fair values. Judgements include considerations of inputs such as liquidity risk, credit risk and volatility. Changes in assumptions about these factors could affect the reported fair value of financial instruments.

2.14 Employee benefits expense

Short-term employee benefits

Liabilities for wages and salaries, including nonmonetary benefits that are expected to be settled wholly within 12 months after the end of the period in which the employees render the related service are classified as short-term employee benefits. These benefits include salaries and wages, short-term bonus, pension, incentives etc. These are measured at the amounts expected to be paid when the liabilities are settled. The liabilities are presented as current employee benefit obligations in the balance sheet.

Post-employment benefits plans

The Company provides post-employment benefits through various defined contribution and defined benefit plans.

Defined contribution plans

The Company pays fixed contribution into independent entities in relation to several state plans and insurances for individual employees. The Company has no legal or constructive obligations to pay contributions in addition to its fixed contributions, which are recognised as an expense in the period that related employee services are received.



3 Property, plant and equipment

Details of entity's property, plant and equipment and their carrying amounts are as follows:

Particulars	In Rs. million unless otherwise stated		
	Freehold land [^]	Plant and equipment	Total
Gross block			
Balance as at 1 April 2020	205.18	4,138.49	4,343.67
Addition during the year	-	-	-
Balance as at 31 March 2021	205.18	4,138.49	4,343.67
Addition during the year	-	-	-
Balance as at 31 March 2022	205.18	4,138.49	4,343.67
Accumulated depreciation			
Balance as at 1 April 2020	-	886.83	886.83
Depreciation charge	-	241.27	241.27
Balance as at 31 March 2021	-	1,128.10	1,128.10
Depreciation charge	-	241.27	241.27
Balance as at 31 March 2022	-	1,369.37	1,369.37
Net block			
Balance as at 31 March 2021	205.18	3,010.39	3,215.57
Balance as at 31 March 2022	205.18	2,769.12	2,974.30

[^]The title deeds of all the freehold land are in the name of the Company and are pledged with the lender.

(i) Refer note 34 for details of assets pledged



(This space has been intentionally left blank)



Summary of significant accounting policies and other explanatory information for the year ended 31 March 2022


Particulars	In Rs. million unless otherwise stated	
	As at 31 March 2022	As at 31 March 2021
4 Other financial assets - non current		
Deposits with banks having maturity beyond 12 months	-	114.02
	-	114.02
* Fixed deposits of nil (31 March 2021: Rs. 114.02 million) is pledged with banks on account of collateral for Debt Service Reserve Account.		
5 Deferred tax assets (net)		
Deferred tax assets arising on:		
Employees benefits	0.02	0.02
Unabsorbed depreciation and business losses	682.25	866.82
Minimum alternate tax	-	18.38
Deferred tax liabilities arising on:		
Property, plant and equipment	(680.39)	(844.74)
Deferred tax assets (net)	1.88	40.48

Particulars	In Rs. million unless otherwise stated			
	As at 31 March 2021	(Expenses)/ credit recognised in statement of profit and loss	Recognised in other comprehensive income	As at 31 March 2022
Assets				
Employees benefits	0.02	(0.00)	-	0.02
Unabsorbed depreciation and business losses	866.82	(184.57)	-	682.25
Minimum alternate tax	18.38	(18.38)	-	-
Liabilities				
Property, plant and equipment	(844.74)	164.35	-	(680.39)
Total	40.48	(38.60)	-	1.88

Particulars	In Rs. million unless otherwise stated			
	As at 31 March 2020	(Expenses)/ credit recognised in statement of profit and loss	Recognised in other comprehensive income	As at 31 March 2021
Assets				
Employees benefits	-	0.01	0.01	0.02
Unabsorbed depreciation and business losses	813.96	52.86	-	866.82
Minimum alternate tax	-	18.38	-	18.38
Liabilities				
Property, plant and equipment	(772.45)	(72.29)	-	(844.74)
Total	41.51	(1.04)	0.01	40.48



(This space has been intentionally left blank)



Summary of significant accounting policies and other explanatory information for the year ended 31 March 2022

Effective tax reconciliation

Particulars	In Rs. million unless otherwise stated	
	For the year ended 31 March 2022	For the year ended 31 March 2021
Profit before tax	67.41	89.61
Applicable tax rate*	25.17%	29.12%
Expected tax expense [A]	16.97	26.09
Expenses not considered in determining taxable profit	0.25	0.15
Minimum alternate tax reversal	18.38	-
Impact of changes in tax rates	3.00	(6.52)
Earlier year tax	(15.01)	-
Others	-	(0.17)
Total adjustments [B]	6.62	(6.54)
Actual tax expense [C=A+B]	23.59	19.55
Total tax incidence	23.59	19.55
Tax expense recognized in statement of profit and loss [D]	23.59	19.55

*The Company has exercised the option under section 115BAA of the Income-tax Act, 1961, as introduced by the Taxation Laws (Amendment) Act, 2019, while filing return of income for the financial year ended 31 March 2021. Consequently, the Company has applied the lower income tax rates on the deferred tax assets/ liabilities to the extent these are expected to be realized or settled in the future period under the new regime. This has resulted in reversal of net deferred tax asset amounting to Rs. 21.38 million (including accumulated MAT credit entitlement charge off of Rs. 18.38 million) to the Statement of Profit and Loss during the current year.



(This space has been intentionally left blank)



Grahati Solar Energy Private Limited

CIN-U40108HR2015PTC054324

Summary of significant accounting policies and other explanatory information for the year ended 31 March 2022

In Rs. million unless otherwise stated

Particulars	As at	As at
	31 March 2022	31 March 2021
6 Non current tax assets (net)		
Advance tax (net of provision)	2.07	-
	2.07	-
7 Trade receivables		
Trade receivables - unsecured, considered good	812.76	431.94
Credit impaired	3.21	3.21
	815.97	435.15
Less:- allowance for credit loss	(3.21)	(3.21)
	812.76	431.94

Trade receivable ageing schedule as at 31 March 2022 and 31 March 2021

31 March 2022	Outstanding for following periods from the due date of payment						Total
	Not due	Less than 6 months	6 months to 1 years	1-2 years	2-3years	More than 3 years	
Undisputed trade receivable							
Considered good	121.92	236.38	394.90	59.56	-	-	812.76
Credit impaired	-	-	-	-	-	3.21	3.21
Disputed trade receivable							
Considered good	-	-	-	-	-	-	-
Credit impaired	-	-	-	-	-	-	-
Total trade receivable	121.92	236.38	394.90	59.56	-	3.21	815.97
Less:- allowance for credit loss							(3.21)
Total							812.76

31 March 2021	Outstanding for following periods from the due date of payment						Total
	Not due	Less than 6 months	6 months to 1 years	1-2 years	2-3years	More than 3 years	
Undisputed trade receivable							
Considered good	124.24	265.48	42.22	-	-	-	431.94
Credit impaired	-	-	-	-	-	3.21	3.21
Disputed trade receivable							
Considered good	-	-	-	-	-	-	-
Credit impaired	-	-	-	-	-	-	-
Total trade receivable	124.24	265.48	42.22	-	-	3.21	435.15
Less:- allowance for credit loss							(3.21)
Total							431.94

8 Cash and cash equivalents		
Balances with bank - current accounts	13.70	20.25
Fixed deposit with original maturity of less than three months	-	139.41
	13.70	159.66

9 Other bank balances		
Fixed deposits with remaining maturity more than 3 months and less than 12 months*	78.20	40.61
	78.20	40.61

*Fixed deposits of Rs. 78.20 million (31 March 2021 : Rs. nil million) is pledged with banks on account of collateral for Debt Service Reserve Account.

(This space has been intentionally left blank)




Grahati Solar Energy Private Limited
CIN-U40108HR2015PTC054324

Summary of significant accounting policies and other explanatory information for the year ended 31 March 2022

Particulars	In Rs. million unless otherwise stated	
	As at 31 March 2022	As at 31 March 2021
10 Loans		
Loans to related parties*	311.61	311.61
	<u>311.61</u>	<u>311.61</u>
* These are interest free and recoverable on demand (refer note 30)		
Note:		
Loans or advances in the nature of loans are granted to promoter, directors, KMPs and the related parties (as defined under Companies Act, 2013), either severally or jointly with any other person, that are:		
(a) repayable on demand; or		
(b) without specifying any terms or period of repayment		
31 March 2022		
Type of Borrower	Amount of loan or advance in the nature of loan outstanding	Percentage to the total loans and advances in the nature of loans
Promoter	-	-
Directors	-	-
KMPs	-	-
Related parties	311.61	100.00%
31 March 2021		
Type of borrower	Amount of loan or advance in the nature of loan outstanding	Percentage to the total loans and advances in the nature of loans
Promoter	-	-
Directors	-	-
KMPs	-	-
Related parties	311.61	100.00%
11 Other financial assets - current		
Receivable from related party (refer note 30)	0.01	0.01
Unbilled revenue	15.49	17.62
	<u>15.50</u>	<u>17.63</u>
12 Other current assets		
Advance to vendors	0.07	0.14
Prepaid expenses	1.21	1.21
	<u>1.28</u>	<u>1.35</u>

(This space has been intentionally left blank)



Grahati Solar Energy Private Limited

CIN-U40108HR2015PTC054324

Summary of significant accounting policies and other explanatory information for the year ended 31 March 2022

13 Equity share capital

In Rs. million unless otherwise stated

Particulars	As at 31 March 2022		As at 31 March 2021	
	Number of shares	Amount	Number of shares	Amount
Authorised	5,000,000	50.00	5,000,000	50.00
Issued and subscribed and fully paid up	2,250,455	22.50	2,250,455	22.50
Total	2,250,455	22.50	2,250,455	22.50

1. Reconciliation of equity capital outstanding at the beginning and at the end of the reporting year

In Rs. million unless otherwise stated

Particulars	For the year ended 31 March 2022		For the year ended 31 March 2021	
	Number of shares	Amount	Number of shares	Amount
At the beginning of the year	2,250,455	22.50	2,250,455	22.50
Issued during the year	-	-	-	-
Outstanding at the end of the year	2,250,455	22.50	2,250,455	22.50

2. Shares held by holding Company

Particulars	As at 31 March 2022		As at 31 March 2021	
	Number of shares	Amount	Number of shares	Amount
ACME Solar Energy Private Limited*	2,250,455	22.50	2,250,455	22.50

*including share held by nominee shareholder

3. Number of shares held by each shareholder holding more than 5% Shares in the Company

Particulars	As at 31 March 2022		As at 31 March 2021	
	Number of shares	% Holding	Number of shares	% Holding
ACME Solar Energy Private Limited	2,250,455	100%	2,250,455	100%

4. Shareholding of promoter

Shareholding of promoter is as follows:

Promoter Name	Shares held by promoter				% Change during the year
	As at 31 March 2022		As at 31 March 2021		
	Number of shares	% Holding	Number of shares	% Holding	
ACME Solar Energy Private Limited	2,250,455	100%	2,250,455	100%	0%

5. Terms/rights attached to equity shares

The Company has only one class of equity shares having par value of Rs 10 per share. Each holder of equity shares is entitled to one vote per share. The Company declares and pays dividends in Indian rupees. In the event of liquidation of the Company, the holders of equity shares will be entitled to receive remaining assets of the Company, after distribution of all preferential amounts.

6. Details of shares issued pursuant to contract without payment being received in cash, allotted as fully paid up by way of bonus issues and brought back during the last 5 years for each class of shares

The Company has not issued any shares pursuant to a contract without payment being received in cash, allotted as fully paid up by way of bonus shares nor has there been any buy-back of shares in the current year and immediately preceding five years.



(This space has been intentionally left blank)



Summary of significant accounting policies and other explanatory information for the year ended 31 March 2022

In Rs. million unless otherwise stated

Particulars	In Rs. million unless otherwise stated	
	As at 31 March 2022	As at 31 March 2021
14 Instrument entirely in the nature of equity		
Opening balance	604.98	604.98
During the year	-	-
Balances at the end of the year	604.98	604.98

Terms and conditions of conversion of compulsory convertible debentures (CCD)

In earlier years, the company had issued 2,240,654 CCD of Rs 270 each to ACME Solar Holdings Private Limited, convertible into 1 equity share of Rs 10 each at a price of Rs 270 (including premium of Rs 260) alongwith interest thereon. The rate of interest payable on the CCDs shall be lower than the rate of interest charged by financial institution i.e PFC. CCD shall be unsecured and the CCD holders shall not be entitled to have any claim/ charge/ recourse to any asset of the company/project lenders, till the repayments of facility availed from project lenders to their satisfaction. CCD may be converted into equity shares at any time after the expiry of twenty nine years from the date of allotment at the option of both, the CCD holders and the Company. There shall be moratorium period of two years for interest accrual from the date of allotment. In case no option is exercised by any of them, then CCD shall be compulsorily converted on the last day of expiry of twenty nine years from the date of allotment. Each CCD alongwith interest shall be mandatorily converted into 1 equity shares on the date of conversion.

CCD holders have waived the interest accrued on these compulsory convertible debentures for the current and previous year.

15 Other equity

Securities premium

Opening balance	582.52	582.52
During the year	-	-
Balances at the end of the year	582.52	582.52

Retained earnings

Opening balance	(53.32)	(123.37)
Net profit during the period/year	43.82	70.06
Remeasurement of post-employment benefit obligation during the year	-*	(0.02)
Tax effect on remeasurement during the year	-*	0.01
Balances at the end of the year	(9.50)	(53.32)

Total other equity

573.02	529.20
---------------	---------------

Securities premium

Securities premium represents premium received on issue of shares. The reserve is utilised in accordance with the provisions of the Companies Act, 2013.

Retained earnings

All the profits or losses made by the Company are transferred to retained earnings from Statement of profit and loss.

Remeasurement of defined benefit plans

This represents the actuarial gains/losses recognised in other comprehensive income.

*Amounts less than 0.01 million

(This space has been intentionally left blank)



Grahati Solar Energy Private Limited
CIN-U40108HR2015PTC054324

Summary of significant accounting policies and other explanatory information for the year ended 31 March 2022

Particulars	In Rs. million unless otherwise stated	
	As at	As at
	31 March 2022	31 March 2021
16 Long terms borrowings		
Secured		
Term loan from financial institution**	2,762.05	2,925.78
	<u>2,762.05</u>	<u>2,925.78</u>
*Refer note 31 for terms of borrowings		
*Net of ancillary cost of Rs. 10.77 million (31 March 2021 : Rs. 12.47 million)		
17 Provisions		
Provision for employee benefits		
Provision for gratuity*	0.05	0.03
Provision for compensated absences	0.03	0.03
	<u>0.08</u>	<u>0.06</u>
*Refer note 32 for employee benefit related disclosures.		
18 Short terms borrowings		
Secured		
Current maturities of long-term borrowings #		
Term loan from financial institution	163.73	163.63
Unsecured		
Loan from related parties *	11.51	0.01
	<u>175.24</u>	<u>163.64</u>
# Net of ancillary cost of Rs. 1.69 million (31 March 2021 : Rs. 1.79 million)		
*Loan from related parties of Rs.11.39 million (31 March 2021: Rs. 0.01 million) are repayable on demand and are chargeable to interest @ 9.50% p.a.(31 March 2021: nil). Also includes interest accrued amounting to Rs. 0.12 million (31 March 2021: nil). (refer note 30)		
19 Trade payables		
Due to micro enterprises and small enterprises (refer note a below)	0.27	0.10
Due to others	-	-
	<u>0.27</u>	<u>0.10</u>
Note:-		
a Disclosure under the Micro, Small and Medium Enterprises Development Act, 2006 ('MSMED Act, 2006'):		
i) The principal amount and the interest due thereon remaining unpaid to any supplier as at the end of each accounting year	0.27	0.10
ii) The amount of interest paid by the buyer in terms of section 16, along with the amounts of the payments made to the supplier beyond the appointed day during accounting year	-	-
iii) The amount of interest due and payable for the period of delay in making payments (which have been paid but beyond the appointed day during the year) but without adding the interest specified under the MSMED Act, 2006.	-	-
iv) The amount if interest accrued and remaining unpaid at the end of each accounting year,	-	-
v) The amount of further interest remaining due and payable even in the succeeding year, until such date when the interest dues as above are actually paid to the small enterprise for the purpose of disallowance as a deductible expenditure under section 23 of the MSMED Act, 2006	-	-
	<u>0.27</u>	<u>0.10</u>

The above information regarding dues to Micro, Small and Medium enterprises as defined under the Micro, Small and Medium Enterprises Development Act (MSMED), 2006 has been determined to the extent identified and information available with the Company pursuant to Section 22 of the Micro, Small and Medium enterprises Development Act (MSMED), 2006.



Grahati Solar Energy Private Limited
CIN-U40108HR2015PTC054324

Summary of significant accounting policies and other explanatory information for the year ended 31 March 2022

Trade payable ageing schedule as at 31 March 2022 and 31 March 2021

31 March 2022	Outstanding for following periods from the due date of payment					Total
	Not due	Less than 1 year	1-2 years	2-3 years	More than 3 years	
Undisputed dues - MSME*	0.01	0.22	0.04	-	-	0.27
Undisputed dues - Others	-	-	-	-	-	-
Disputed dues - MSME*	-	-	-	-	-	-
Disputed dues - Others	-	-	-	-	-	-
Total trade payables	0.01	0.22	0.04	-	-	0.27

31 March 2021	Outstanding for following periods from the due date of payment					Total
	Not due	Less than 1 year	1-2 years	2-3 years	More than 3 years	
Undisputed dues - MSME*	0.06	0.00	-	-	0.04	0.10
Undisputed dues - Others	-	-	-	-	-	-
Disputed dues - MSME*	-	-	-	-	-	-
Disputed dues - Others	-	-	-	-	-	-
Total trade payables	0.06	0.00	-	-	0.04	0.10

*MSME as per the Micro, Small and Medium Enterprises Development Act, 2006.

20 Other financial liabilities

Interest accrued on loan	13.48	14.24
Other financial liabilities		
Related parties (refer note 30)	51.68	51.44
Others	7.52	7.69
	72.68	73.37

21 Other current liabilities

Statutory dues	0.48	0.51
	0.48	0.51

22 Current tax liabilities (net)

Provision for tax (net of advance tax)	-	12.73
	-	12.73



Summary of significant accounting policies and other explanatory information for the year ended 31 March 2022

Particulars	In Rs. million unless otherwise stated	
	For the year ended 31 March 2022	For the year ended 31 March 2021
23 Revenue from operations		
Sale of electricity	627.06	656.65
	<u>627.06</u>	<u>656.65</u>
24 Other income		
Interest income		
Bank deposits	6.57	11.91
Others	0.18	0.01
	<u>6.75</u>	<u>11.92</u>

Revenue from contracts with customers

Disaggregation of revenue

Set out below is the disaggregation of the Company's revenue from contracts with customers:

Particulars	In Rs. million unless otherwise stated	
	For the year ended 31 March 2022	For the year ended 31 March 2021
(A) Revenue from contracts with customers		
Based on nature of goods/services		
Sale of electricity	627.06	656.65
(B) Other revenue		
(i) Interest income	6.75	11.92
Total revenue	<u>633.81</u>	<u>668.57</u>

b) Contract balances

The following table provides information about receivables, contract assets and contract liabilities from contract with customers:

Particulars	In Rs. million unless otherwise stated	
	As at 31 March 2022	As at 31 March 2021
Receivables		
Trade receivables (gross)	815.97	435.15
Less :Loss allowances	(3.21)	(3.21)
Unbilled revenue for passage of time	15.49	17.62
Net receivables (a)	<u>828.25</u>	<u>449.56</u>
Contract assets		
Unbilled revenue other than passage of time	-	-
Total contract assets (b)	<u>-</u>	<u>-</u>
Contract liabilities		
Advance from customer	-	-
Total contract liabilities (c)	<u>-</u>	<u>-</u>
Total (a+b-c)	<u>828.25</u>	<u>449.56</u>

Contract asset is the right to consideration in exchange for goods or services transferred to the customer. Contract liability is the entity's obligation to transfer goods or services to a customer for which the entity has received consideration from the customer in advance. Contract assets are transferred to receivables when the rights become unconditional and contract liabilities are recognized as and when the performance obligation is satisfied.

There are no contract assets and the contract liabilities as at 31 March 2022 (31 March 2021: nil), therefore disclosure regarding significant changes in contract assets and contract liabilities have not been furnished.

c) Performance obligation

The Company's performance obligation is satisfied at a point of time when the units of electricity are delivered as per the terms of the agreement with the customer.



Grahati Solar Energy Private Limited

CIN-U40108HR2015PTC054324

Summary of significant accounting policies and other explanatory information for the year ended 31 March 2022

d) Reconciling the amount of revenue recognised in the statement of profit and loss with the contracted price

Particulars	In Rs million unless otherwise stated	
	For the year ended 31 March 2022	For the year ended 31 March 2021
Revenue as per contract	630.19	660.06
Adjustments:		
Other adjustments	(3.13)	(3.41)
Revenue from contract with customers	627.06	656.65

e) Transaction price - remaining performance obligation

The remaining performance obligation disclosure provides the aggregate amount of the transaction price yet to be recognized as at the end of the reporting period and an explanation as to when the Company expects to recognize these amounts in revenue. Applying the practical expedient as given in Ind AS 115, the Company has not disclosed the remaining performance obligation related disclosures for contracts as the revenue recognised corresponds directly with the value to the customer of the entity's performance completed till the reporting period.

f) There is no significant estimate involved in the recognition of revenue from contract.

25 Employee benefits expense

Salaries, wages and bonus	0.85	0.58
Contribution to provident and other funds	0.04	0.03
	0.89	0.61

26 Finance costs

Interest on		
-term loan	296.16	310.39
-Interest on delayed payment of taxes	-	0.49
-Interest others	0.16	-
Amortisation of ancillary cost of borrowings	1.79	1.89
Other borrowing cost	-	0.17
	298.11	312.94

27 Depreciation expense

Depreciation on property plant and equipment	241.27	241.27
	241.27	241.27

28 Other expense

Operation and maintenance expenses	18.24	17.70
Repairs and maintenance		
Plant and equipment	0.31	0.58
Rates and taxes	0.57	0.54
Insurance	3.97	3.26
Legal and professional fees	1.59	1.41
Payment to auditors (refer note 'a' below)	0.43	0.62
Corporate social responsibility (refer note 37)	0.99	-
Miscellaneous expenses	0.03	0.03
	26.13	24.14

Note:-

a) payment to auditors (inclusive of taxes) as auditors

	0.43	0.62
	0.43	0.62



Grahati Solar Energy Private Limited

CIN-U40108HR2015PTC054324

Summary of significant accounting policies and other explanatory information for the year ended 31 March 2022

29 Financial instruments

(i) Fair value hierarchy

There are no financial assets or liabilities measured at fair value in these financial statements.

(ii) Financial instruments by category

In Rs million unless otherwise stated

Particulars	31 March 2022		31 March 2021	
	FVTPL*	Amortised cost	FVTPL*	Amortised cost
Financial assets				
Loans	-	311.61	-	311.61
Other financial assets	-	15.50	-	131.65
Trade receivable	-	812.76	-	431.94
Cash and cash equivalents	-	13.70	-	159.66
Other bank balances	-	78.20	-	40.61
Total financial assets	-	1,231.77	-	1,075.47
Financial liabilities				
Borrowings	-	2,937.29	-	3,089.42
Other financial liabilities	-	72.68	-	73.37
Trade payables	-	0.27	-	0.10
Total financial liabilities	-	3,010.24	-	3,162.89

*Fair value through profit and loss

The amortised cost of the financial assets and liabilities approximate to the fair value on the respective reporting dates.

(iii) Risk management

The Company's activities expose it to credit risk, liquidity risk and market risk. The Company board of directors has overall responsibility for the establishment and oversight of the Company's risk management framework. This note explains the sources of risk which the Company is exposed to and how the Company manages the risk and the related impact in the financial statements.

(A) Credit risk

Credit risk is the risk that a counterparty fails to discharge its obligation to the Company. The Company's exposure to credit risk is influenced mainly by cash and cash equivalents, trade receivables and financial assets measured at amortised cost. The Company continuously monitors defaults of customers and other counterparties and incorporates this information into its credit risk controls.

a) Credit risk management

i) Credit risk rating

The Company assesses and manages credit risk of financial assets based on following categories arrived on the basis of assumptions, inputs and factors specific to the class of financial assets.

A: Low credit risk on financial reporting date

B: Moderate credit risk

C: High credit risk

The Company provides for expected credit loss based on the following:

Asset group	Basis of categorisation	Provision for expected credit loss
Low credit risk	Cash and cash equivalents, other bank balances and loans	12 month expected credit loss

Based on business environment in which the Company operates, there have been no defaults on financial assets of the Company by the counterparty. Loss rates reflecting defaults are based on actual credit loss experience and considering differences between current and historical economic conditions.

Assets are written off when there is no reasonable expectation of recovery, such as a debtor declaring bankruptcy or a litigation decided against the Company. The Company continues to engage with parties whose balances are written off and attempts to enforce repayment. There have been no cases of write off with the Company.

In Rs million unless otherwise stated

Credit rating	Particulars	31 March 2022	31 March 2021
A: Low credit risk	Cash and cash equivalents, other bank balances and loans	1,234.98	1,078.68

b) Credit risk exposure

(i) Provision for expected credit losses

The Company provides for 12 month expected credit losses for following financial assets –
31 March 2022

Particulars	Estimated gross carrying amount at default	Expected credit losses	Carrying amount net of impairment provision
Other financial assets	15.50	-	15.50
Cash and cash equivalents	13.70	-	13.70
Other bank balances	78.20	-	78.20
Loans	311.61	-	311.61
Trade receivables	815.97	3.21	812.76



Grahati Solar Energy Private Limited

CIN-U40108HR2015PTC054324

Summary of significant accounting policies and other explanatory information for the year ended 31 March 2022

31 March 2021

Particulars	Estimated gross carrying amount at default	Expected credit losses	Carrying amount net of impairment provision
Cash and cash equivalents	159.66	-	159.66
Other bank balances	40.61	-	40.61
Loans	311.61	-	311.61
Trade receivables	435.15	3.21	431.94
Other financial assets	131.65	-	131.65

The company's major trade receivables and unbilled revenue are only with government owned counterparty and are recoverable under the terms of power purchase agreements. Therefore, these trade receivables and unbilled revenue are considered high quality and accordingly no life time expected credit losses are recognised on such receivables based on simplified approach. Any provisions against such receivables are for liquidated damages and not related to credit worthiness of the counterparty. The Company considers that trade receivables are not credit impaired as these are receivable from Government undertaking.

The credit risk for cash and cash equivalents and other bank balances is considered negligible, since the counterparties are reputable banks with high quality external credit ratings.

(B) Liquidity risk

Liquidity risk is the risk that the Company will encounter difficulty in meeting the obligations associated with its financial liabilities that are settled by delivering cash or another financial asset. The Company's approach to managing liquidity is to ensure as far as possible, that it will have sufficient liquidity to meet its liabilities when they are due.

Management monitors rolling forecasts of the Company's liquidity position and cash and cash equivalents on the basis of expected cash flows. The Company takes into account the liquidity of the market in which the Company operates.

Financing arrangement

The Company had access to the following undrawn borrowing facilities at the end of the reporting period:

Particulars	31 March 2022	31 March 2021
Long-term borrowings	62.21	62.21

Maturities of financial liabilities

The following are the remaining contractual maturities of financial liabilities at the reporting date. The amounts are gross and undiscounted, and include estimated interest payments, where applicable.

In Rs million unless otherwise stated

31 March 2022	On demand	Less than 1 year	1 - 5 years	More than 5 years	Total
Non-derivatives					
Borrowings (including interest)	11.51	445.39	1,718.43	2,836.43	5,011.76
Trade payables	-	0.27	-	-	0.27
Other financial liabilities	-	59.20	-	-	59.20
Total	11.51	504.86	1,718.43	2,836.43	5,071.23

31 March 2021	On demand	Less than 1 year	1 - 5 years	More than 5 years	Total
Non-derivatives					
Borrowings (including interest)	0.01	475.93	1,745.23	3,255.00	5,476.17
Trade payables	-	0.10	-	-	0.10
Other financial liabilities	-	59.13	-	-	59.13
Total	0.01	535.16	1,745.23	3,255.00	5,535.40

The gross outflows disclosed in the above table represent the contractual undiscounted cash flows relating to financial liabilities held for risk management purposes and which are not usually closed out before contractual maturity.

(C) Market risk

a) Foreign exchange risk

The Company does not have any foreign exchange risk as there are no foreign currency transactions.



Grahati Solar Energy Private Limited

CIN-U40108HR2015PTC054324

Summary of significant accounting policies and other explanatory information for the year ended 31 March 2022

b) Interest rate risk

i) Liabilities

The Company's policy is to minimise interest rate cash flow risk exposures on long-term financing. The Company is exposed to changes in market interest rates through bank borrowings at variable interest rates.

Interest rate risk exposure

Below is the overall exposure of the Company to interest rate risk:

Particulars	In Rs million unless otherwise stated	
	31 March 2022	31 March 2021
Variable rate borrowing	2,925.78	3,089.41
Total borrowings	2,925.78	3,089.41

Sensitivity

Below is the sensitivity of profit or loss and equity changes in interest rates.

Particulars	31 March 2022	31 March 2021
Interest sensitivity*		
Interest rates – increase by 100 basis points (31 March 2021: 100 basis points)	29.26	30.89
Interest rates – decrease by 100 basis points (31 March 2021: 100 basis points)	(29.26)	(30.89)

* Holding all other variables constant

ii) Assets

The Company's fixed deposits are carried at amortised cost and are fixed rate deposits. They are therefore not subject to interest rate risk as defined in Ind AS 107, since neither the carrying amount nor the future cash flows will fluctuate because of a change in market interest rates.

Interest rate risk exposure

Below is the overall exposure of the deposits:

Particulars	In Rs million unless otherwise stated	
	31 March 2022	31 March 2021
Fixed rate deposits	78.20	294.04
Total deposits	78.20	294.04

c) Price risk

The Company does not have any other price risk than interest rate risk as disclosed above.

Capital management

For the purpose of the Company's capital management, capital includes issued equity capital, share premium and all other equity reserves attributable to the equity holders of the parent. The primary objective of the Company's capital management is to maximise the shareholder value.

The Company manages its capital structure and makes adjustments in light of changes in economic conditions and the requirements of the financial covenants. To maintain or adjust the capital structure, the Company may adjust the dividend payment to shareholders, return capital to shareholders or issue new shares. The Company monitors capital using a gearing ratio, which is net debt divided by total capital plus net debt. The Company's policy is to keep an optimum gearing ratio. The Company includes within net debt, interest bearing loans and borrowings, trade payables, less cash and cash equivalents.

Particulars	In Rs million unless otherwise stated	
	31 March 2022	31 March 2021
Borrowings	2,937.29	3,089.42
Trade payables	0.27	0.10
Other financial liabilities	72.68	73.37
Less: Cash and cash equivalents	13.70	159.66
Net debt	2,996.54	3,003.23
Equity	1,200.50	1,156.68
Total equity	1,200.50	1,156.68
Capital and net debt	4,197.04	4,159.91
Gearing ratio (%)	71.40%	72.19%

In order to achieve this overall objective, the Company's capital management, amongst other things, aims to ensure that it meets financial covenants and attached to the interest bearing loans and borrowings that define capital structure requirements. Breaches in meeting the financial covenants would permit the bank to immediately call loans and borrowings.



Grahati Solar Energy Private Limited

CIN-U40108HR2015PTC054324

Summary of significant accounting policies and other explanatory information for the year ended 31 March 2022

30 Related parties**I List of related parties as per the requirements of Ind-AS 24 - related party disclosures****Ultimate Holding Company**

MKU Holdings Private Limited

Intermediate Holding Company

ACME Cleantech Solutions Private Limited

ACME Solar Holdings Limited

Holding Company

ACME Solar Energy Private Limited

Fellow Subsidiaries (with whom transactions have been made)

Mihit Solar Power Private Limited

Dayakara Solar Power Private Limited

II. Transactions with related parties and outstanding year end balances

In Rs. million unless otherwise stated

S. No.	Particular	For the year ended 31 March 2022	For the year ended 31 March 2021	For the year ended 31 March 2022	For the year ended 31 March 2021
(A)	Transaction with related parties*	Intermediate Holding and Holding Company	Intermediate Holding and Holding Company	Others	Others
1	Expenses incurred on behalf of the company				
	ACME Cleantech Solutions Private Limited	0.22	0.35	-	-
	ACME Solar Holdings Private Limited	0.05	3.60	-	-
2	Reimbursement expenses received from				
	Dayakara Solar Power Private Limited	-	-	0.01	0.01
3	Operation and maintenance expenses				
	ACME Cleantech Solutions Private Limited	18.24	17.70	-	-
5	Repayment of short term borrowing				
	Mihit Solar Power Private Limited	-	-	-	199.72
	Dayakara Solar Power Private Limited	-	-	-	0.48
6	Short term borrowings taken				
	Mihit Solar Power Private Limited	-	-	11.38	-
7	Interest expenses on short term borrowing				
	Mihit Solar Power Private Limited	-	-	0.13	-

(This space has been intentionally left blank)



Grahati Solar Energy Private Limited

CIN-U40108HR2015PTC054324

Summary of significant accounting policies and other explanatory information for the year ended 31 March 2022

In Rs. million unless otherwise stated

S. No.	Particular	As at 31 March 2022	As at 31 March 2021	As at 31 March 2022	As at 31 March 2021
(B)	Outstanding balances - year end	Intermediate Holding and Holding Company	Intermediate Holding and Holding Company	Others	Others
1	Related party receivable[#] Dayakara Solar Power Private Limited	-	-	0.01	0.01
2	Short term borrowings taken Mihit Solar Power Private Limited	-	-	11.51	0.01
3	Loan given to related party[#] ACME Cleantech Solutions Private Limited ACME Solar Holdings Private Limited	37.70 273.91	37.70 273.91	- -	- -
4	Co-obligation given for long term borrowings Dayakara Solar Power Private Limited Mihit Solar Power Private Limited	- -	- -	1,784.62 3,202.82	1,880.71 3,393.47
5	Co-obligation taken for long term borrowings Dayakara Solar Power Private Limited and Mihit Solar Power Private Limited	-	-	2,938.25	3,103.67
6	Corporate guarantee given by holding Company with respect to borrowings ACME Cleantech Solutions Private Limited	2,938.25	3,103.67	-	-
7	Related party payable ACME Solar Holdings Private Limited ACME Cleantech Solutions Private Limited Acme Solar Energy Private Limited Mihit Solar Power Private Limited	3.65 8.12 0.09 -	3.60 7.93 0.09 -	- - - 39.82	- - - 39.82

* The transactions with related parties are made on terms equivalent to those that prevail in arm's length transactions.

The Company has not recorded any impairment of receivables relating to amounts owed by related parties. This assessment is undertaken at each reporting period.

(This space has been intentionally left blank)



Grahati Solar Energy Private Limited
CIN-U40108HR2015PTC054324

Summary of significant accounting policies and other explanatory information for the year ended 31 March 2022

31 Terms of borrowings

S. No	Nature of loan	Nature of securities	Interest rate	Tenure of repayment	Prepayment of loan amount
1	Term loan from financial institutions	Primary security: Term loans from lender are secured by first pari passu charge by way of mortgage/leasehold right on all immovable and movable assets, both present and future, of the Company and on receivables, cash flow and bank account of the Company including pledge of 100% equity share capital and 100% compulsory convertible debentures. Corporate guarantee: ACME Cleantech Solutions Private Limited Co-obligor::Dayakara Solar Power Private Limited and Mihit Solar Power Private Limited	Effective interest rate 9.85 % p.a	Loan shall be paid in 70 structured quarterly instalments commencing from 15 April 2018 and last instalment shall fall due on 15 July 2035.	Any prepayment of the rupee loan shall be made with prior permission and at the sole discretion of lender and compliance with such terms & condition. Any such prepayment shall be applied first to any costs and/or fees then due, then to unpaid interest and finally to the principal amount of the rupee term loan to be prepaid.



(This space has been intentionally left blank)



32 Employee benefits

Defined contribution

Contributions are made to the recognised provident and family pension fund, cover all eligible employees under applicable Acts. The employees and the Company make pre-determined contributions to the provident fund. The contributions are normally based upon a proportion of the employee's salary. The Company has recognized an amount of Rs 0.04 million (March 31, 2021: Rs. 0.03 million) towards employer's contribution in provident fund and other funds in the Statement of profit and loss.

Defined benefit obligation

Provision for gratuity, payable to eligible employees on retirement/separation, is based upon an actuarial valuation as at the balance sheet date. Major drivers in actuarial assumptions, typically, are years of service and employee compensation. The obligations are actuarially determined using the 'Projected Unit Credit Method' as at the balance sheet date. Gain on changes in actuarial assumptions are accounted in other comprehensive income as identified by the management of the Company.

Other long term employee benefits

Provision for compensated absences, payable to eligible employees on availment/ retirement/ separation, is based upon an actuarial valuation as at the balance sheet date. Major drivers in actuarial assumptions, typically, are years of service and employee compensation. The obligation are actuarially determined using the 'Projected Unit Credit Method' as at the balance sheet date. Gains on changes in actuarial assumptions are accounted in other comprehensive income.

Particulars	In Rs. million unless otherwise stated	
	Gratuity	
	31 March 2022	31 March 2021
Reconciliation of liability recognised in the balance sheet:		
Present value of commitments	0.05	0.03
Fair value of plan assets	-	-
Net liability in the balance sheet	0.05	0.03
Movement in net liability recognised in the balance sheet:		
Net liability as at the beginning of the year	0.03	-
Net amount recognised as expenses in the statement of profit and loss	0.02	0.01
Remeasurements	-	0.02
Contribution during the year	-	-
Net liability as at the end of the year	0.05	0.03
Expenses recognised in the statement of profit and loss		
Current service cost	0.01	0.01
Interest cost	0.01	-
Expenses charged to the statement of profit and loss	0.02	0.01
Component of defined benefit cost recognised in other comprehensive loss	-	0.02

Particulars	Gratuity	
	31 March 2022	31 March 2021
Reconciliation of defined-benefit commitments:		
Obligations as at the beginning of the year	0.03	-
Current service cost	0.01	0.01
Remeasurements- actuarial loss	-	0.02
Obligations as at the end of the year	0.05	0.03

Breakup of actuarial loss

Particulars	In Rs. million unless otherwise stated	
	31 March 2022	31 March 2021
Actuarial loss on arising from experience adjustment	-	0.02
Total actuarial loss	-	0.02

The actuarial valuation in respect of commitments and expenses relating to unfunded Gratuity are based on the following assumptions which if changed, would affect the commitment's size, funding requirements and expenses:



Grahati Solar Energy Private Limited
CIN-U40108HR2015PTC054324

Summary of significant accounting policies and other explanatory information for the year ended 31 March 2022

(a) Economic assumptions

Particulars	31 March 2022	31 March 2021
Discount rate	7.26%	6.76%
Expected rate of salary increase	6.00%	6.00%

(b) Demographic assumptions

Particulars	31 March 2022	31 March 2021
Retirement age	58 years	58 years
Mortality table	Indian assured lives mortality (IALM) (2012-14) modified Ult	Indian assured lives mortality (IALM) (2012-14) modified Ult

(c) Sensitivity analysis of defined benefit obligation

Particulars	Gratuity	
	31 March 2022	31 March 2021
a) Impact of the change in discount rate		
i) Impact due to increase of 0.50%	-	-
ii) Impact due to decrease of 0.50%	-	-
b) Impact of the change in salary increase		
i) Impact due to decrease of 0.50%	-	-
ii) Impact due to increase of 0.50%	-	-

Sensitivities due to mortality and withdrawals are not material & hence impact of change not calculated.

Sensitivities as to rate of inflation, rate of increase of pensions in payment, rate of increase of pensions before retirement & life expectancy are not applicable being a lump sum benefit on retirement.

(d) Maturity profile of defined benefit obligation

	Gratuity	
	31 March 2022	31 March 2021
0 to 1 Year	.*	-
1 to 2 Year	.*	-
2 to 3 Year	.*	-
3 to 4 Year	.*	-
4 to 5 Year	.*	-
5 to 6 Year	.*	-
6 Year onwards	0.04	0.02

*Amounts less than 0.01 million

The contribution expected to be made by the Company during the financial year 2022-23 is Rs 0.02 million (2021-22 is Rs. 0.02 million).

(This space has been intentionally left blank)



Summary of significant accounting policies and other explanatory information for the year ended 31 March 2022

33 Earnings per share

Both the basic and diluted earnings per share have been calculated using the earnings attributable to shareholders of the parent company as the numerator, i.e. no adjustments to loss were necessary.

The reconciliation of the weighted average number of shares for the purposes of diluted earnings per share to the weighted average number of ordinary shares used in the calculation of basic earnings per share is as follows:

Particulars	In Rs million unless otherwise stated	
	For the year ended 31 March 2022	For the year ended 31 March 2021
Profit attributable to owners	43.82	70.06
Number of equity shares	2,250,455	2,250,455
Weighted average number of shares used in basic earnings per share	4,491,109	4,491,109
Weighted average number of shares used in diluted earnings per share	4,491,109	4,491,109
Basic earnings per share	9.76	15.60
Diluted earnings per share	9.76	15.60

Compulsory convertible debentures (CCD), which are convertible into fixed number of equity share on the date of conversion based upon terms of conversion of CCD, have been considered in the calculation of earning per share.

34 Details of assets pledged

The carrying amounts of assets pledged as security for current and non-current borrowings are:

Particulars	In Rs million unless otherwise stated	
	As at 31 March 2022	As at 31 March 2021
Current		
Trade receivables	812.76	431.94
Cash and cash equivalents	13.70	159.66
Other bank balances	78.20	40.61
Loans	311.61	311.61
Other financial assets	15.50	17.63
Other current assets	0.07	0.14
Total	1,231.84	961.59
Non-current		
Property, plant and equipment	2,974.30	3,215.57
Other financial assets	-	114.02
Total	2,974.30	3,329.59

35 Reconciliation of liabilities from financing activities

Particulars	As at 31 March 2021	Cash flows		Non cash changes Interest expenses	As at 31 March 2022
		Additions	Payment		
		Borrowings from term loan	3,089.41		
Borrowings from related parties	0.01	11.38	-	0.12	11.51
Interest accrued on borrowings	14.24	-	(296.95)	296.19	13.48
Total liabilities from financial activities	3,103.66	11.38	(462.37)	298.10	2,950.77

Particulars	As at 31 March 2020	Cash flows		Non cash changes Interest expenses	As at 31 March 2021
		Additions	Payment		
		Borrowings from term loan	3,241.90		
Borrowings from related parties	200.21	-	(200.20)	-	0.01
Interest accrued on borrowings	16.09	-	(312.90)	311.05	14.24
Total liabilities from financial activities	3,458.20	-	(667.48)	312.94	3,103.66

36 Contingent liability

Particulars	In Rs million unless otherwise stated	
	As at 31 March 2022	As at 31 March 2021
Co-obligation given for long term borrowings (refer note 30)	4,987.45	5,274.18



Summary of significant accounting policies and other explanatory information for the year ended 31 March 2022

37 Corporate social responsibilities

As per Section 135 of the Companies Act, 2013, a Company meeting the eligibility criteria, needs to spend at least 2% of its average net profit for the immediately preceding three financial year on corporate social responsibility (CSR) activities. A CSR committee has been formed by the Company as per the Act. The funds were primarily utilized through the year on the activities which are specified in Schedule VII of the Companies Act, 2013:

Particulars	As at	
	31 March 2022	31 March 2021
i) Amount required to be spent by the company during the year	0.99	-
ii) Amount of expenditure incurred*	0.99	-
iii) Shortfall at the end of the year	-	-
iv) Total of previous years shortfall	-	-
v) Reason for shortfall	Not Applicable	Not Applicable
vi) Nature of CSR activities	COVID-19 relief	Not Applicable
vii) Details of related party transactions, e.g., contribution to a trust controlled by the company in relation to CSR expenditure as per relevant Accounting Standard	Not Applicable	Not Applicable
viii) Where a provision is made with respect to a liability incurred by entering into a contractual obligation, the movements in the provision during the year	Not Applicable	Not Applicable

* Amount contributed to Shri Jagatbharti education and charitable trust

38 Additional regulatory disclosures

a) The following are analytical ratios for the year ended 31 March 2022 and 31 March 2021:

Particular	Note	31 March 2022	31 March 2021	Variance
(a) Current ratio	(i)	4.96	3.85	28.93%**
(b) Debt equity ratio	(ii)	2.45	2.67	-8.39%
(c) Debt service coverage ratio	(iii)	1.26	1.34	-5.59%
(d) Return on equity ratio (%)	(iv)	0.04	0.06	-40.48%*
(e) Inventory turnover ratio	(v)	Not Applicable	Not Applicable	Not Applicable
(f) Trade receivable turnover ratio	(vi)	1.01	1.30	-22.7%
(g) Trade payable turnover ratio	(vii)	Not Applicable	Not Applicable	Not Applicable
(h) Net capital turnover ratio	(viii)	0.64	0.92	-30.89% ^
(i) Net profit ratio (%)	(ix)	0.07	0.11	-34.49%*
(j) Return on capital employed ratio (%)	(x)	0.02	0.02	-22.80%
(k) Return on investment ratio (%)	(xi)	Not Applicable	Not Applicable	Not Applicable

Reasons for variance

**Increase in ratio is due to significant increase in trade receivable in comparison to last year.

* Decrease in ratio is due to significant decrease in net profit after tax in comparison to last year.

^ Decrease in ratio is due to significant increase in trade receivable which led to increase in working capital deployed.

Notes :

- (i) Current ratio = Current assets/ current liabilities
- (ii) Debt Equity Ratio = Total Debt/ Shareholders equity
- (iii) Debt service coverage ratio = Earnings available for debt service/ Debt Service (refer point (A) below)
- (iv) Return on Equity = Net Profits after taxes – Preference Dividend (if any)/ Average Shareholder's Equity
- (v) Inventory turnover ratio is not applicable to the Company as no inventory is held by the Company.
- (vi) Trade receivables turnover ratio = Net Credit Sales/ Avg. Accounts Receivable
- (vii) Trade payables turnover ratio is not applicable to the Company as the Company is engaged in generation of electricity, hence no significant purchases have been made.
- (viii) Net capital turnover ratio = Net Sales/ Working Capital
- (ix) Net Profit Ratio= Net profit/ Net sales
- (x) Return on capital employed (ROCE)= Earning before interest and taxes/ Capital Employed (refer point (B) below)
- (xi) Return on investment is not applicable to the Company as no investment is held by the Company.



Summary of significant accounting policies and other explanatory information for the year ended 31 March 2022

Other explanatory points

- (A) Earning for Debt Service = Net Profit after taxes + Non-cash operating expenses like depreciation and other amortizations + Interest + other adjustments like loss on sale of Fixed assets etc.
Debt service = Interest & Lease Payments + Principal Repayments
“Net Profit after tax” means reported amount of “Profit / (loss) for the period” and it does not include items of other comprehensive income.
- (B) Capital Employed = Tangible Net Worth + Total Debt + Deferred Tax Liability
- b) The Company has not been declared as wilful defaulter by any bank or financial institution or any other lender.
- c) The Company does not have any charges or satisfaction, which is yet to be registered with Registrar of Companies, beyond the statutory period prescribed under the Companies Act, 2013 and the rules made thereunder.
- d) The Company has not entered into any transaction which has not been recorded in the books of account, that has been surrendered or disclosed as income during the year in the tax assessments under the Income Tax Act, 1961 (such as, search or survey or any other relevant provisions of the Income Tax Act, 1961).
- e) The Company has not traded or invested in crypto currency or virtual currency during the year.
- f) The Company does not have any Benami property and further, no proceedings have been initiated or are pending against the Company, in this regard.
- g) The Company has not entered into any transactions with struck off companies, as defined under the Companies Act, 2013 and rules made thereunder.
- h) The Company have not advanced or loaned or invested funds to any other person(s) or entity(ies), including foreign entities (Intermediaries) with the understanding that the Intermediary shall:
- (i) directly or indirectly lend or invest in other persons or entities identified in any manner whatsoever by or on behalf of the company (Ultimate Beneficiaries) or
- (ii) provide any guarantee, security or the like to or on behalf of the Ultimate Beneficiaries
- i) The Company have not received any fund from any person(s) or entity(ies), including foreign entities (Funding Party) with the understanding (whether recorded in writing or otherwise) that the Company shall:
- (i) directly or indirectly lend or invest in other persons or entities identified in any manner whatsoever by or on behalf of the Funding Party (Ultimate Beneficiaries) or
- (ii) provide any guarantee, security or the like on behalf of the Ultimate Beneficiaries,

39 Segment reporting

The Company is engaged in the business of sale of electricity. Chief Operating Decision Maker (CODM) reviews the financial information of the Company as a whole for decision-making and accordingly the Company has a single reportable segment. All the revenue has been billed to a single customer. Further, the operations of the Company are limited within one geographical segment. Hence, no further disclosure is required to be made.

40 Impact of COVID19

Consequent to spread of Coronavirus disease (COVID 2019), the Government of India had announced national wide lock down from 25 March, 2020 which was gradually lifted subsequently. The Company is engaged in provision of essential services and therefore, continues to operate, there has not been a significant impact in this pandemic situation. The Ministry of New and Renewable Energy (MNRE) vide its order dated 1 April 2020 has directed the Discoms to pay the electricity dues to the renewable energy generating stations on regular basis as was being done prior to lockdown.

To manage the expected liquidity risk, the Company has increased the review frequency of cash planning. The Company has considered internal and external information up to the date of approval of these financial statements including directives/communique issued by CERC and other government agencies, in determining the impact of global pandemic on carrying values of assets and liabilities as of 31 March 2022. While the impact has not been of any significance as of now, the Company is closely monitoring developments, its operations, liquidity and capital resources and is actively working to minimize the impact of this unprecedented situation.

41 Subsequent event

The Company has evaluated events and transactions, which occurred subsequent to the balance sheet date but prior to the date when financial statements were available to be issued. There were no material subsequent event which are required to be disclosed.

For Walker Chandio & Co LLP
Chartered Accountants
Firm's Registration No.: 001076N/N500013




Deepak Mittal
Partner
Membership No. 503843

Place: Gurugram
Date: 30 June 2022



For S. Tekriwal & Associates
Chartered Accountants
Firm Registration No.: 009612N



Shishir Tekriwal
Partner
Membership No. 088262

Place: New Delhi
Date: 30 June 2022



For and on behalf of the Board of Directors



Jyoti Arora
Director
DIN No. 07199436

Place: Gurugram
Date: 30 June 2022



Chellappa Chakrapani
Director
DIN No. 07915911

Place: Gurugram
Date: 30 June 2022

