



## NOTICE OF ANNUAL GENERAL MEETING

NOTICE be and is hereby given that the 9<sup>th</sup> Annual General Meeting of the members of **ACME SOLAR HOLDINGS LIMITED** (previously ACME Solar Holdings Private Limited) (“the Company”) will be held on Friday, 20<sup>th</sup> September, 2024 at 04:30 P.M. at the Registered Office of the Company at Plot No. 152, Sector-44, Gurugram, Haryana-122002, India pursuant to Section 101(1) of the Companies Act, 2013 (including any statutory modification (s) or re-enactment(s) thereof for the time being in force), the rules made thereunder and in accordance with the articles of association of the Company, to transact the following matters and if thought fit, to pass the following resolutions.

### ORDINARY BUSINESS:-

1. To receive, consider and adopt the audited standalone and consolidated financial statements of the Company for the financial year ended March 31, 2024 together with the reports of the Auditors thereon and of the Board of Directors

To consider and, if thought fit, to pass the following resolution as Ordinary Resolution:

“**RESOLVED THAT** the audited standalone and consolidated financial statements of the Company for the financial year ended March 31, 2024, together with the reports of the Auditors thereon and of Board of Directors be and are hereby received, considered and adopted.”

2. To appoint Mr. Manoj Kumar Upadhyay (DIN: 01282332), who retires by rotation and being eligible, offers himself for re-appointment as a Director and in this regard, pass the following resolution as an **Ordinary Resolution**:

“**RESOLVED THAT** pursuant to the provisions of Section 149,152 of the Companies Act, 2013 and rules made thereunder (including any statutory modifications(s) or re-enactment thereof for the time being in force), Mr Manoj Kumar Upadhyay (DIN: 01282332) who retires by rotation at this meeting and being eligible has offered himself for re-appointment, be and is hereby re-appointed as a Director of the Company, liable to retire by rotation.”

**By Order of the Board of Directors  
For ACME Solar Holdings Limited**

Rajesh Sodhi  
Company Secretary  
FCS-3043

Place: Gurugram  
Date: September 04, 2024

**ACME Solar Holdings Limited**

(formerly ACME Solar Holdings Private Limited) CIN :: U40106HR2015PLC102129

Regd. Office : Plot No. 152, Sector-44, Gurugram 122002, Haryana, India  
Tel: +91-124-7117000 Fax : +91-124-7117001 Email : cs.acme@acme.in

## NOTES:


1. A MEMBER ENTITLED TO ATTEND AND VOTE AT THE MEETING IS ENTITLED TO APPOINT A PROXY TO ATTEND AND VOTE ON A POLL INSTEAD OF HIMSELF/HERSELF AND SUCH PROXY NEED NOT BE A MEMBER OF THE COMPANY. THE INSTRUMENT OF PROXY IN ORDER TO BE EFFECTIVE MUST BE DEPOSITED AT THE REGISTERED OFFICE OF THE COMPANY, DULY COMPLETED AND SIGNED, NOT LESS THAN FOURTY EIGHT (48) HOURS BEFORE THE COMMENCEMENT OF THE MEETING. A PROXY FORM IS ENCLOSED WITH THIS NOTICE.
2. A person can act as proxy on behalf of members not exceeding fifty (50) and holding in aggregate not more than 10% of the total share capital of the Company carrying voting rights. A member holding more than 10% of the total share capital of the Company carrying voting rights may appoint a single person as proxy and such person shall not act as proxy for any other person or shareholder.
3. Corporate members intending to send their authorized representative(s) to attend the Meeting are requested to send to the Company a certified true copy of the relevant Board Resolution together with the specimen signature(s) of the representative(s) authorised under the said Board Resolution to attend and vote on their behalf at the Meeting.
4. The explanatory statement under Section 102 of the Companies Act, 2013, as amended, ("Companies Act") in respect of the special business is annexed herewith and forms part of the notice.
5. Attendance Slip Route map of the AGM venue, pursuant to the Secretarial Standard on General Meetings, is also annexed.
6. Mr. Manoj Kumar Upadhyay is interested in the Resolution set out at item No. 2 of the Notice with regard to his reappointment. Save and except above none of other Director/ Key Managerial Personnel of the Company/their relatives are, in any way, concerned or interested, financially or otherwise, in the business set out under item no. 2 of the notice.
7. The requirement to place the matter relating to appointment of Auditors for ratification by members at every Annual General Meeting is done away with vide notification dated May 7, 2018 issued by the Ministry of Corporate Affairs, New Delhi. Accordingly, no resolution is proposed for ratification of appointment of auditors in the ensuring Annual general Meeting.
8. Members/Proxies/Authorised Representatives are requested to bring to the Meeting necessary details of their shareholding, attendance slip(s) and copy(ies) of their Annual Report.
9. All the relevant documents referred to in the Notice are open for inspection by the members at the Registered Office of the Company on all working days (i.e. except Saturday, Sunday and Public Holidays) during business hour up to the date of the Meeting. The aforesaid documents will be also available for inspection by Members at the meeting.

### **ACME Solar Holdings Limited**

(formerly ACME Solar Holdings Private Limited) CIN : U40106HR2015PLC102129

Regd. Office : Plot No .152, Sector-44, Gurugram 122002, Haryana, India  
Tel: +91-124-7117000 Fax : +91-124-7117001 Email : cs.acme@acme.in

**By Order of the Board of Directors  
For ACME Solar Holdings Private Limited**



Rajesh Sodhi  
Company Secretary  
FCS-3043

Place: Gurugram  
Date: September 04, 2024

**ACME Solar Holdings Limited**

(formerly ACME Solar Holdings Private Limited) CIN : U40106HR2015PLC102129

Regd. Office : Plot No .152, Sector-44, Gurugram 122002, Haryana, India  
Tel: +91-124-7117000 Fax : +91-124-7117001 Email : cs.acme@acme.in

## Annexure to the 9<sup>th</sup> AGM Notice dated 20<sup>th</sup> September, 2024

### Details of Director retiring by rotation at the Meeting

As stipulated under Secretarial Standard-2, brief profile of Mr. Manoj Kumar Upadhyay, including names of companies in which he holds directorships and memberships / chairmanships of Board Committees, is provided below in Table A and B respectively:

**Table A**

Age	49 Years
Qualifications	He holds a diploma in electronics engineering from Government Polytechnic, Shahjanpur, Uttar Pradesh, India
Experience	More than 20 year Experience
Terms and Conditions of appointment	liable to retire by rotation
Details of remuneration	<p>Annual aggregate compensation including performance bonus: Rs. 500 lakhs per annum, divided into.</p> <ul style="list-style-type: none"><li>• Fixed Compensation (inclusive of Salary, perquisites, allowance and other benefits) to be paid monthly, such sum as may be determined by the board from time to time provided that total fixed pay shall not exceed Rs. 360 Lakhs per annum;</li><li>• Variable Compensation (performance linked incentive) to be paid annually after the end of the financial year, such sum as may be determined by the board from time to time provided that the total variable pay shall not exceed Rs. 140 Lakh per annum in any financial year, and</li><li>• Retirement/other benefits: Gratuity, leave encashment, contribution to provident fund, superannuation fund or annuity fund and other benefits as per the applicable Company policy and rules.</li><li>• Reimbursement: Reimbursement of all legitimate expenses incurred while performing official duties and there will not part of the remuneration.</li><li>• Minimum Remuneration: Notwithstanding anything to the contrary herein contained, wherein any financial year during the currency of his tenure, the company has no profit or the profits of the Company are inadequate, then the company will pay above remuneration by way of fixed and variable pay as minimum remuneration.</li></ul> <p>As approved by the Board of Director in its Meeting held on</p>

### ACME Solar Holdings Limited

(formerly ACME Solar Holdings Private Limited) CIN : U40106HR2015PLC102129

Regd. Office : Plot No .152, Sector-44, Gurugram 122002, Haryana, India

Tel: +91-124-7117000 Fax : +91-124-7117001 .Email : cs.acme@acme.in

	September 29, 2022.
Date of first appointment	3 December, 2015
Shareholding in the Company	NIL
Relationship with other director/Manager and other KMP	None
Number of meetings attended during the financial year 2023-24.	During the year 2023-24, five Board Meetings and five General meetings were held by the company and all meetings were attended by him
Directorships of other Board	<p><i>Indian Companies</i></p> <ul style="list-style-type: none"> <li>• ACME Cleantech Solutions Private Limited</li> <li>• ACME Solar Energy Private Limited</li> <li>• MKU Holdings Private Limited</li> </ul> <p><i>Foreign Companies</i></p> <ul style="list-style-type: none"> <li>• ACME Cleantech Ventures (UK) Private Limited</li> <li>• ACME Green Hydrogen &amp; Chemicals (UK) Private Limited</li> <li>• Oman Green Hydrogen and Chemicals (UK) Private Limited</li> <li>• Oman Green Solutions (UK) Private Limited</li> <li>• Sustainable Superfoods (UK) Private Limited</li> </ul>
Membership/Chairmanship of Committees of other Board	ACME Solar Holdings Limited 1. Operational Committee

### ACME Solar Holdings Limited

(formerly ACME Solar Holdings Private Limited) CIN.: U40106HR2015PLC102129

Regd. Office : Plot No .152, Sector-44, Gurugram 122002, Haryana, India

Tel: +91-124-7117000 Fax : +91-124-7117001 Email : cs.acme@acme.in

**PROXY FORM**

[Pursuant to section 105(6) of the Companies Act, 2013 and rule 19(3) of the Companies (Management and Administration) Rules, 2014]

**ACME SOLAR HOLDINGS LIMITED**

CIN – U40106HR2015PLC102129

**Regd. Office:** Plot No. 152, Sector-44, Gurugram 122 002, Haryana, India

Tel: +91-124-7117000, +91-11-23285555 Fax: +91-124-7117001 Email: [cs.acme@acme.in](mailto:cs.acme@acme.in)

Name of the Member (s).....

Registered Address:.....

E-mail Id:.....

Folio No/ Client Id:..... DPID:\*

I/We ..... being the member(s) of Equity Shares of the above named Company, hereby appoint:

1. Name: .....

Address:.....

E-mail Id:.....

Signature: ....., or failing him

2. Name: .....

Address:.....

E-mail Id:.....

Signature: ....., or failing him

and whose signature(s) are appended below as my / our proxy to attend and vote (on a poll) for me / us and on my / our behalf at the Annual General Meeting of the Company to be held on Friday, 20<sup>th</sup> September, 2024 at 04:30 P.M. at the Registered Office of the Company i.e. Plot No. 152, Sector-44, Gurugram-122002, Haryana, India and at any adjournment thereof in respect of such resolutions as are indicated below:

\*\* I wish my above Proxy to Vote in the manner as indicated in the box below:

S.No.	Particular of Resolutions		
		Favour	Against
1	Adoption of audited standalone and consolidated financial statements of the Company for the financial year ended March 31, 2024		
2	To appoint Mr. Manoj Kumar Upadhyay (DIN: 01282332), who retires by rotation and being eligible, offers himself for re-appointment as a Director		

Signed this..... Day of.....

Signature of Member.....

Signature of Proxy holder(s).....

Affix Revenue Stamp

**ACME Solar Holdings Limited**

(formerly ACME Solar Holdings Private Limited) CIN : U40106HR2015PLC102129

Regd. Office : Plot No .152, Sector-44, Gurugram 122002, Haryana, India

Tel: +91-124-7117000 Fax : +91-124-7117001 Email : [cs.acme@acme.in](mailto:cs.acme@acme.in)

**ATTENDANCE SLIP**

**ACME SOLAR HOLDINGS LIMITED**

CIN – U40106HR2015PLC102129

**Regd. Office:** Plot No. 152, Sector-44, Gurugram-122 002, Haryana, India

Tel: +91-124-7117000, +91-11-23285555 Fax: +91-124-7117001 Email: [cs.acme@acme.in](mailto:cs.acme@acme.in)

**(ANNUAL GENERAL MEETING): September 20, 2024**

(Please fill in the Attendance Slip and hand it over at the entrance of the meeting hall)

Date:		Time :	
Place:			
Signature of the Shareholder/ Proxy/Representative present			
Regd. Folio (If not dematerialized)		DP ID & Client ID (If dematerialized)	
Name of the Shareholder			
Number of Shares			

**ACME SOLAR HOLDINGS LIMITED**

CIN – U40106HR2015PLC102129

**Regd. Office:** Plot No. 152, Sector-44, Gurugram-122 002, Haryana, India

Tel: +91-124-7117000, +91-11-23285555 Fax: +91-124-7117001 Email: [cs.acme@acme.in](mailto:cs.acme@acme.in)

**(ANNUAL GENERAL MEETING): September 20, 2024**

**ENTRY PASS**

(to be retained throughout the meeting)

Name of the Shareholder							
Number of shares							
Regd. Folio (if dematerialised) not		DPID No.					
		Client ID No.					
		(if dematerialized)					
Name of the Proxy/Representative present							

Shareholders/Proxy or representative of Shareholders are requested to produce the above attendance slip, duly signed in accordance with their specimen signatures registered with the Bank, along with the entry pass, for admission to the venue. Shareholders / Proxy holders / Authorised Representatives may note that the admission to the meeting will be subject to verification / checks, as may be deemed necessary and they are advised to carry valid proof of identity viz., Voters ID Card / Employer Identity Card / Pan Card / Passport / Driving license etc.

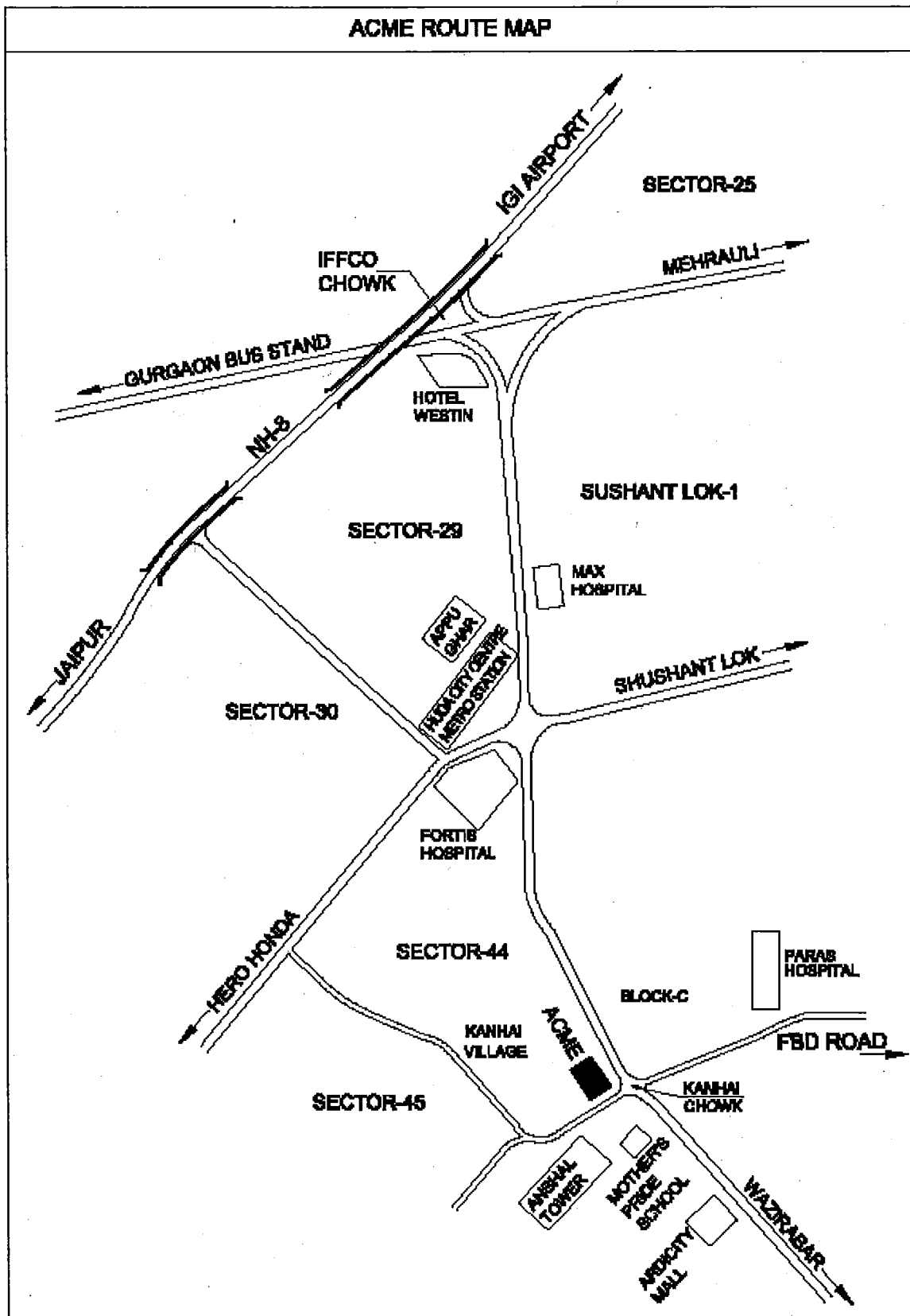
**ACME Solar Holdings Limited**

(formerly ACME Solar Holdings Private Limited) CIN : U40106HR2015PLC102129

Regd. Office : Plot No .152, Sector-44, Gurugram 122002, Haryana, India

Tel: +91-124-7117000 Fax: +91-124-7117001 Email : [cs.acme@acme.in](mailto:cs.acme@acme.in)

Route Map of the AGM Venue



**ACME Solar Holdings Limited**

(formerly ACME Solar Holdings Private Limited) CIN : U40106HR2015PLC102129

Regd. Office : Plot No .152, Sector-44, Gurugram 122002, Haryana, India

Tel: +91-124-7117000 Fax : +91-124-7117001 Email : cs.acme@acme.in



## BOARDS' REPORT

The Members,  
ACME Solar Holdings Limited  
(formerly known as 'ACME Solar Holdings Private Limited')

Your Directors' have pleasure in presenting their 9<sup>th</sup> Annual Report of business and operations of your Company along with the Audited Financial Statements for the financial year ended March 31, 2024. The Consolidated performance of the Company and its subsidiaries has been referred to wherever required.

### FINANCIAL HIGHLIGHTS

In compliance with provisions of Companies Act, 2013 ("Act"), the Company has prepared its Standalone and Consolidated Financial Statements as per the Indian Accounting Standard ("IndAS") for the financial year 2023-24. The highlights of the Company's financials are as follows:

#### Standalone Financial Highlights

(Rs. in Millions except EPS)

Particulars	March 31,2024	March 31,2023
Revenue from operations	4,708.40	4,685.91
Other income	1,336.48	927.09
<b>Total revenue</b>	<b>6,044.88</b>	<b>5,613.00</b>
<b>Total Expense</b>	<b>7,061.33</b>	<b>6,492.41</b>
Profit/(Loss) before exceptional items	(1,016.45)	(879.41)
Exceptional Items	6,198.16	394.36
Profit/(Loss) before tax	5,181.71	(485.05)
Total Tax expense/ (Benefit)	986.08	(182.55)
Profit/(Loss) for the year	4,195.63	(302.50)
Earnings/ (Loss) per Share face value of Rs. 2 each	7.54	(0.54)

#### Consolidated Financial Highlights

(Rs. in Millions except EPS)

Particulars	March 31,2024	March 31,2023
Revenue from operation	13,192.50	12,949.04
Other income	1,470.17	664.69
<b>Total revenue</b>	<b>14,662.67</b>	<b>13,613.73</b>
<b>Total Expense</b>	<b>13,054.86</b>	<b>14,162.10</b>
Profit/(Loss) before exceptional items	1,607.81	(548.37)
Exceptional Items	7,490.90	394.36
Profit/(Loss) before tax	9,098.71	(154.01)
Total Tax expense/ (Benefit)	2,116.44	(122.27)
Profit /(Loss) for the year	6,982.27	(31.74)
Earnings/ (Loss) per Share face value of Rs. 2 each	12.55	(0.28)

## **RESULTS OF OPERATIONS AND THE STATE OF COMPANY'S AFFAIRS**

We are a renewable energy company with a portfolio of solar, wind, hybrid and firm and dispatchable renewable energy ("FDRE") projects. We have diversified and expanded our portfolio from solar power projects to become an integrated renewable energy company. We develop, build, own, operate and maintain utility scale renewable energy projects (through our in-house engineering, procurement and construction division and operation & maintenance team, and generate revenue through the sale of electricity to various off-takers including central and state government-backed entities.

We have an aggregate Operational Project capacity of 1,320 MW (1,802 MWp) solar power projects; Under Construction Contracted Project capacity of 1,650 MW including solar power projects of 1,500 MW (2,192 MWp) and wind power projects of 150 MW; and Under Construction Awarded Project capacity of 2,380 MW comprising 300 MW of solar power projects, 830 MW hybrid power projects and 1,250 MW of FDRE power projects, as of March 31, 2024. Subsequently, after the end of year under review, , we signed power purchase agreements ("PPA") for our under construction awarded projects with an aggregate capacity of 1.060 MW taking our Under Construction Contracted Project capacity to 2,710 MW.

Under Construction Awarded Projects: Projects for which we have received a letter of award ("LOA") from the off-taker but have not signed a PPA and the contracted capacity details for such projects are as per the LOA.

Under Construction Contracted Projects: Projects for which a power purchase agreement has been signed but the project has not achieved its commercial operation date

## **HOLDINGS, SUBSIDIARIES, ASSOCIATES AND JOINT VENTURES COMPANIES' REPORT ON PERFORMANCE AND FINANCIAL POSITION OF SUBSIDIARIES COMPANIES**

### **HOLDING COMPANY(S)**

ACME Cleantech Solutions Private Limited ("ACME Cleantech"), having registered office at Plot No. 152, Sector 44 Gurugram 122002, continues to be immediate holding company.

MKU Holdings Private Limited ("MKU Holdings") having registered office at Plot No. 152, Sector 44 Gurugram 122002, continues to be ultimate holding company.

### **SUBSIDIARY COMPANY (S)**

As on March 31, 2024, Company has 39 subsidiaries, following are the changes in the subsidiaries of the Company.

The Board of Directors ('the Board') reviewed the affairs of the Subsidiaries, Associates and Joint Ventures of the Company. In accordance of with the provisions of section 129 (3) of the Companies Act, 2013 read with Rule 5 of Companies (Accounts), Rule, 2014, a statement containing the salient features of the financial statements of subsidiaries/ associates/ joint ventures forming part of Annual Report in Form AOC-1 is enclosed as Annexure 'A'.

**Following are the key changes in subsidiaries during the financial year till the date of report:**

- a. During the year under review, the Company divested its' entire investment in the form of equity shares and/or convertible debentures held by the Company in Subsidiaries / Step-down Subsidiaries, namely (1) Vittanath Power Private Limited, (2) Devishi Renewable Energy Private Limited, (3) Devishi Solar Power Private Limited, (4) Eminent Solar Power Private Limited, (5) Sunworld Energy Private Limited, (6) Mihit Solar Power Private Limited, (7) ACME Kaithal Solar Power Private Limited, (8) ACME Koppal Solar Energy Private Limited, (9) ACME Babadham Solar Power Private Limited, (10) ACME Vijayapura Solar Energy Private Limited, (11) ACME Guledagudda Solar Energy Private Limited, (12) ACME Kittur Solar Energy Private Limited, (13) ACME Kudligi Solar Energy Private Limited, (14) ACME Hukkeri Solar Energy Private Limited and (15) ACME Sandur Solar Energy Private Limited and sold to Blupine Energy Private Limited ("Purchaser"). Consequently, these ceased to be Subsidiaries / Step-down Subsidiaries of the Company.
- b. During the year under review, ACME Solar Rooftop Systems Private Limited, which was the subsidiary of M/s Vittanath Power Private Limited, ceased to be its subsidiary w.e.f. December 29, 2023, and became the direct wholly owned subsidiary of ACME Solar Holdings Limited.
- c. During the year under review, the Company transferred its' entire stake of subsidiary companies, namely (1) ACME Urja One Private Limited on May 17, 2023, (2) ACME Urja Two Private Limited on July 27, 2023, (3) ACME Sun Power Private Limited on September 18, 2023, (4) ACME Surya Power Private Limited on September 18, 2023, (5) ACME Solartech Private Limited on September 18, 2023 and (6) ACME Delta Urja Private Limited (formerly known as ACME Surya Energy Private Limited) on September 18, 2023 to holding company, ACME Cleantech Solutions Private Limited.

Subsequently, after the end of year under review, the Company has re-acquired 100% equity stake of (1) ACME Urja One Private Limited on May 16, 2024, (2) ACME Urja Two Private Limited on June 19, 2024, (3) ACME Sun Power Private Limited on May 20, 2024 and (4) ACME Surya Power Private Limited on May 20, 2024 from ACME Cleantech Solutions Private Limited.

- c. Subsequently, after the end of year under review, the Company has acquired 49% equity stake of companies namely, (1) ACME Solartech Private Limited, (2) ACME Renewtech Private Limited, (3) ACME Alpha Renewables Private Limited and (4) ACME Sigma Urja Private Limited from ACME Cleantech Solutions Private Limited on June 19, 2024 while remaining 51% continues to be held by ACME Cleantech Solutions Private Limited.
- d. During the year under review, on April 19, 2023, the Company transferred its entire stake in its subsidiary, ACME Eco Clean Energy Private Limited, to ACME Pokhran Solar Private Limited. As a result, ACME Eco Clean Energy Private Limited has become a step-down subsidiary of the Company.

After the end of the year under review, the Company has re-acquired 49% equity stake of ACME Eco Clean Energy Private Limited from ACME Pokhran Solar Private Limited on May 9, 2024.

- e. During the year under review, ACME Venus Urja Private Limited become subsidiary company on account of incorporation on March 30, 2024.
- f. After the end of year under review, our Company acquired 100% equity share capital of (1) ACME Gamma Urja Private Limited, and (2) ACME Hybrid Urja Private Limited from ACME Cleantech Solutions Private Limited ("**ACME Cleantech**") on May 16, 2024.

### **CONSOLIDATED FINANCIAL STATEMENTS**

In respect of subsidiaries, the Company has prepared Consolidated Financial Statements in accordance with the section 129(3) of the Companies Act, 2013 read with Rule 5 of Companies (Accounts), Rule, 2014. The Audited Consolidated Financial Statement along with Auditors' Report thereon forms part of this Annual Report.

### **CHANGES IN THE NATURE OF BUSINESS**

During the year under review, there has been no change in the nature of the business of the Company.

### **CHANGE OF STATUS OF THE COMPANY**

During the year under review, there is no change in the status of the Company. However, after the end of year under review, the status of the Company has changed to public company by conversion of ACME Solar Holdings Private Limited to ACME Solar Holdings Limited. A fresh Certificate of Incorporation consequent upon conversion to public limited company has been issued by Registrar of Companies, NCT of Delhi & Haryana on June 22, 2024.

### **REGISTRAR AND SHARE TRANSFER AGENT ("RTA")**

The Company has changed its Registrar and Share Transfer Agent ("RTA") from Beetal Financial and Computer Services Private Limited to **KFin Technologies Limited**.

### **DIVIDEND**

In order to conserve the resources, the Board has not recommended any dividend for the financial year ended March 31, 2024.

### **TRANSFER TO RESERVES**

The Company is statutorily not required to transfer any amounts to the Reserves during the year under review therefore your Directors do not propose to transfer any amount to General Reserve. However, Debenture Redemption Reserve ("the DRR") has been created and a balance of Rs. 43.41 millions stands as on March 31, 2024.

## SHARE CAPITAL

During the year under review, there is no change in the Authorised Share Capital, Paid-up Share Capital, reclassification or subdivision of Authorised Share Capital or any kind of change in Authorised Share Capital, Paid up capital and voting rights.

After the end of the year under review, pursuant to resolutions passed by our Board and the Shareholders in their meetings held on May 27, 2024 and June 7, 2024, respectively, the authorized share capital of our Company was sub-divided from 1,000,000,000 equity shares of face value of ₹ 10 each to 5,000,000,000 Equity Shares of face value of ₹ 2 each. Accordingly, paid-up capital of the Company was Rs. 1,044,415,820 divided into 522,207,910 equity shares of face value of Rs. 2 each.

The Paid-up capital of the company as on March 31, 2024 was Rs. 1,044,415,820 (Rupees One Hundred Four Crore Forty-Four Lakh Fifteen Thousand Eight Hundred Twenty Only).

## DEBENTURES

- 1) During the year under review, the Company has not issued or allotted any kind of Debentures, Debenture Stock etc.
- 2) The Company had previously issued 750 Secured Redeemable Non-Convertible Debenture ("NCD") of face value of Rs. 1,000,000 (Rupees Ten Lakh Only) each, aggregating to Rs. 750,000,000 (Rupees Seventy-Five Crore Only) on private placement basis on March 21, 2022. The Outstanding Principal amount of Non-Convertible Debenture was INR 434,061,000 (Rupees Forty-Three Crore Forty Lakh Sixty One Thousand Only) as on financial year ended March 31, 2024.  
After the end of year under review, the Company has fully redeemed the value of Non-Convertible Debentures in terms of the provisions of Debenture Trust Deed, on May 22, 2024 and there are no dues outstanding from the Issuer i.e. ACME Solar Holdings Limited.
- 3) The Company had outstanding 6,500,000 Compulsory Convertible Debenture ("CCDs") of Rs. 1,000 (Rupees One Thousand Only) each aggregating to Rs. 6,500,000,000 (Rupees Six Hundred Fifty Crore Only) as on March 31, 2024.

After the end of the year under review, pursuant to board, shareholders and operational committee resolutions dated May 27, 2024; June 7, 2024 and June 12, 2024, respectively, these 6,500,000 CCDs were converted into 6,500,000 NCDs of Rs 1,000 each. Subsequently, these NCDs were redeemed to the holders pursuant to consent letter dated June 12, 2024 of debenture holder.

## **DIRECTORS AND KEY MANAGERIAL PERSONNEL**

### **Board of Directors:**

#### **Composition of Board of Directors at the end of financial year 2023-24**

- Mr. Manoj Kumar Upadhyay, Managing Director
- Mr. Shashi Shekhar, Whole Time Director
- Mr. Subhash Kumar, Whole Time Director
- Mr. Venkatraman Krishnan, Non-Executive Director
- Mr. Atul Sabharwal, Non-Executive Director

Mr. Manoj Kumar Upadhyay (DIN: 01282332) is the Chairman and Managing Director and one of the Promoters of our Company. He has been associated with our Company since December 3, 2015. He was last re-appointed as the Chairman and Managing Director of our Company pursuant to the resolution passed by our Board dated September 29, 2022, for a period of five years with effect from December 1, 2022 and subsequently approved by the shareholders of the Company in the Annual General Meeting held on September 30, 2022.

Mr. Shashi Shekar (DIN: 01747358) is a Whole-Time Director and Vice-Chairman of our Company. He has been associated with our Company since April 9, 2018. He was appointed as an additional Director and designated as the Vice-Chairman of our Company pursuant to resolution passed by our Board dated April 9, 2018. Subsequently, he was appointed as a Whole-Time Director of our Company pursuant to the resolution passed by our Shareholders dated June 16, 2018. He was further re-appointed as the Whole-Time Director and designated as the Vice-Chairman of our Company pursuant to the resolution passed by our Board dated January 11, 2021, for a period of five years with effect from April 9, 2021.

Mr. Subhash Kumar (DIN: 07905656) had been appointed as Additional Director designated as a Whole-time Director of the Company in the Board Meeting held on August 04, 2023 for a further period of 1 (One) year with effect from August 04, 2023 and subsequently approved by the shareholders of the Company in the Annual General Meeting held on September 30, 2023. Thereafter, Mr. Subhash Kumar has resigned from the position of Whole Time Director with effect from April 30, 2024.

Mr. Venkatraman Krishnan (DIN: 00419253) has resigned from the Directorship of the Company with effect from April 22, 2024.

In accordance with the provisions of Section 152 of the Companies Act, 2013 and Articles of Association of the Company, Mr. Manoj Kumar Upadhyay, Director, will retire by rotation at the ensuing Annual General Meeting and is eligible for re-appointment.

#### **Composition of Board of Directors after closure of financial year 2023-24 as on the date of Board Report:**

- Mr. Manoj Kumar Upadhyay, Chairman and Managing Director
- Mr. Shashi Shekhar, Vice Chairman and Whole Time Director

- Mr. Nikhil Dhingra, Whole Time Director and Chief Executive Officer
- Mr. Atul Sabharwal, Non-Executive Director and Independent Director
- Ms. Anuranjita Kumar, Non-Executive Director and Independent Director
- Mr. Sanjay Dhawan, Non-Executive Director and Independent Director

Mr. Nikhil Dhingra is a Whole-Time Director and the Chief Executive Officer of our Company. He has been associated with our Company since February 3, 2023, and associated as a director since April 25, 2024. He was designated as a Whole-Time Director and the Chief Executive Officer of our Company pursuant to resolution passed by our Board dated April 25, 2024, and the resolution passed by our Shareholders dated April 26, 2024, for a period of three years with effect from April 25, 2024.

Ms. Anuranjita Kumar (DIN: 05283847), appointed as an independent director of the Company, who shall hold office for a term of five years commencing from April 25, 2024, and shall not be liable to retire by rotation.

Mr. Atul Sabharwal (DIN: 07845048), re-appointed as an independent director of the Company, who shall hold office for a term of five years commencing from April 25, 2024, and shall not be liable to retire by rotation.

Mr. Sanjay Dhawan (DIN: 01275608), appointed as an independent director of the Company, who shall hold office for a term of five years commencing from June 29, 2024, and shall not be liable to retire by rotation.

Mr. Ravindra Dhariwal (DIN: 00003922), appointed as an independent director of the Company, who shall hold office for a term of five years commencing from April 25, 2024, and shall not be liable to retire by rotation. Subsequently Mr. Ravindra Dhariwal has resigned from the Directorship of the Company with effect from June 27, 2024.

None of the Directors of the Company are disqualified under section 164 (2) of the Companies Act, 2013.

#### **DECLARATION BY INDEPENDENT DIRECTORS**

The Independent Directors have given their declarations to the Company that they meet the criteria of Independence as provided in section 149 (7) read with Section 149 (6) of the Companies Act, 2013.

#### **Key Managerial Personnel**

As per the Sub section 1 of section 203 of the Companies Act, 2013 read with rule 8 and 8A of the Companies (Appointment and Remuneration of Managerial Personnel) Rule, 2014 composition of Key Managerial Personnel is as under:

- Mr. Manoj Kumar Upadhyay, Managing Director
- Mr. Nikhil Dhingra, Whole Time Director and Chief Executive Officer
- Mr. Rajesh Sodhi, Company Secretary
- Mr. Purushottam Kejriwal, Chief Financial Officer

During the year under review , Mr. Neeraj Gupta ceased to be Chief Financial Officer of the Company.

Mr. Purushottam Kejriwal has joined as Chief Financial Officer in the Company on April 3, 2024 and designated as Chief Financial Officer w.e.f. **June 22, 2024** under the provisions of section 203 of the Companies Act, 2013 by the Board of Director of the Company.

#### **PERFORMANCE EVALUATION**

During the year under review, the provisions of the Companies Act, 2013 for carrying out annual performance evaluation of the Directors individually as well as evaluation of the working of the Board and of the Committee of the Board, are not applicable being private company.

#### **POLICY ON APPOINTMENT AND REMUNERATION FOR DIRECTORS, KEY MANAGERIAL PERRSONNEL AND SENIOR MANAGEMENT EMPLOYEES**

The Nomination & Remuneration Committee of the Board of Directors has devised a policy for selection and appointment of Directors, KMP and serior management employees and their remuneration. It has formulated criteria for determining qualifications, positive attributes and independence of a Director. The Nomination and Remuneration Policy of the Company is available on the website of the Company and the web link is : [https://www.acmesolar.in/assets/pdf/Policies/ACMESolarHoldings Nomination and Re numeration Policy.pdf](https://www.acmesolar.in/assets/pdf/Policies/ACMESolarHoldings%20Nomination%20and%20Remuneration%20Policy.pdf)

#### **Code of Conduct for Directors and Senior Management**

The Company has formulated a Code of Conduct for Directors and Senior Management Personnel and has complied with all the requirements mentioned in the aforesaid code.

#### **STATUTARY AUDITORS AND THEIR REPORT**

In term of provisions of Section 139 of the Companies Act, 2013, the shareholders of the Company at their 6<sup>th</sup> Annual General Meeting held on November 29, 2021 approved re-appointment M/s S. Tekriwal & Associates (FRN: 009612N), Chartered Accountants as Joint Statutory Auditor of your company for a period of four consecutive year i.e. till the conclusion of 10<sup>th</sup> Annual General Meeting to be held in the year 2025 and M/s Walker Chandiook & Co., LLP (FRN:001076N/N500013), Chartered Accountants as Joint Statutory Auditor of your company for a period of five consecutive year i.e. till the conclusion of 11<sup>th</sup> Consecutive AGM to be held in the year 2026.

The Notes on financial statements referred to in the Auditor's Report are self –explanatory and, therefore, do not call for further clarification. Auditor's Report for financial year ended March 31, 2024 does not have any qualification, reservation or adverse remarks.



## **ANNUAL RETURN**

As per Section 134(3)(a) of the Companies Act, 2013, the Annual Return referred to the Section 92(3) of the Companies Act, 2013 read with Rule 12 (1) of Companies (Management and Administration) Rules, 2014, has been placed on the website of the Company [www.acmesolar.in](http://www.acmesolar.in) under the Investor Corner section (Refer link: <https://www.acmesolar.in/investor-corner/financials/annual-returns>)

## **COST AUDITORS**

The provisions of Section 148 of the Companies Act, 2013, read with Companies (Cost Records and Audits) Rules, 2014, were not applicable on the Company for year 2023-24.

## **INTERNAL AUDITOR**

In terms of Section 138 of the Companies Act, 2013 read with rules made thereunder, the Board of Directors of the Company had appointed Mr. Deepak Sharma as Internal Auditor of the Company to conduct the Internal Audit, for the financial year onward 2022-23 unless or until revoked earlier by the Board or he resigns as such, for ensuring the orderly and efficient conduct of its business under the provisions of Companies Act, 2013 and rules made thereunder.

Now, Mr. Deepak Sharma ceased to be internal auditor. The Board of Directors of the Company had appointed Mr. Dilip Kumar Singh as Internal Auditor of the Company to conduct the Internal Audit, for the financial year 2024-25, for ensuring the orderly and efficient conduct of its business under the provisions of Companies Act, 2013 and rules made thereunder.

The scope, functioning, periodicity and methodology for conducting Internal Audit were approved by the board of directors.

The report of the Internal Auditor has been considered by the Board of Directors of the Company for the financial year 2023-24.

## **MEETINGS OF THE BOARD OF DIRECTORS**

The Board meetings of your company are normally planned in advance in consultation with the Board Members. However, in certain emergency situation, Board meeting was also convened on shorter notice after complying necessary requirement for the same. During the financial year ended March 31, 2024, the Board of Directors met 05 (Five) times to review strategic, operational and financial performance of the company. The intervening gap between the meetings was within the period prescribed under the Companies Act, 2013 and Secretarial Standards.

The details of the board's meetings are given herein below:

Meeting No.	Date of Meeting (DD/MM/YYYY)	No. of Directors Eligible to Attend the meeting	No. of Directors who attended the Meeting
1	19/04/2023	4	3
2	15/06/2023	4	4
3	04/08/2023	4	4
4	27/11/2023	5	5
5	19/03/2024	5	4

## COMMITTEES OF BOARD

After the end of the year under review, the Company has filed the draft red herring prospectus on July 2, 2024 in relation to the proposed initial public offering. Accordingly, the Company has constituted the following Committees of the Board of Directors in terms of the Securities and Exchange Board of India (Listing Obligations and Disclosure Requirements) Regulations, 2015 ("SEBI Listing Regulations"), and the Companies Act, 2013:

- (a) Audit Committee;
- (b) Nomination and Remuneration Committee;
- (c) Stakeholders' Relationship Committee;
- (d) Corporate Social Responsibility Committee; and
- (e) Risk Management Committee.

### Audit Committee

The Audit Committee was constituted by a resolution passed by our Board dated June 26, 2024 and was further re-constituted on June 29, 2024. The Audit Committee is in compliance with Section 177 and other applicable provisions of the Companies Act and Regulation 18 of the SEBI Listing Regulations. The Audit Committee currently comprises of:

Sr. No.	Name of Director	Designation	Committee Designation
1.	Atul Sabharwal	Independent Director	Chairperson
2.	Sanjay Dhawan	Independent Director	Member
3.	Nikhil Dhingra	Whole-Time Director and Chief Executive Officer	Member

### Nomination and Remuneration Committee

The Nomination and Remuneration Committee was constituted by a resolution passed by our Board dated June 26, 2024, and was further re-constituted on June 29, 2024. The composition and terms of reference of the Nomination and Remuneration Committee are in compliance with Section 178 and other applicable provisions of the Companies Act 2013 and Regulation 19 of the SEBI Listing Regulations. The Nomination and Remuneration Committee currently

comprises of:

Sr. No.	Name of Director	Designation	Committee Designation
1.	Atul Sabharwal	Independent Director	Chairperson
2.	Sanjay Dhawan	Independent Director	Member
3.	Anuranjita Kumar	Independent Director	Member

#### Stakeholders' Relationship Committee

The Stakeholders' Relationship Committee was constituted by a resolution of our Board dated June 26, 2024. The composition and terms of reference of Stakeholders' Relationship Committee are in compliance with Section 178 and any other applicable law of the Companies Act 2013 and Regulation 20 of the SEBI Listing Regulations. The Stakeholders' Relationship Committee currently comprises of:

Sr. No.	Name of Director	Designation	Committee Designation
1.	Anuranjita Kumar	Independent Director	Chairperson
2.	Shashi Shekhar	Whole-Time Director and Vice-Chairman	Member
3.	Nikhil Dhingra	Whole-Time Director and Chief Executive Officer	Member

#### Risk Management Committee

The Risk Management Committee was constituted by a resolution of our Board June 26, 2024. The scope and functions of the Risk Management Committee are in compliance with the Regulation 21 of the SEBI Listing Regulations. The Risk Management Committee currently comprises of:

Sr. No.	Name of Director	Designation	Committee Designation
1.	Nikhil Dhingra	Whole-Time Director and Chief Executive Officer	Chairperson
2.	Atul Sabharwal	Independent Director	Member
3.	Purushottam Kejriwal	Chief Financial Officer	Member

#### Corporate Social Responsibility Committee

CSR Committee was initially constituted by a resolution passed by our Board dated September 18, 2017. The CSR Committee was re-constituted by a resolution passed by our Board dated April 25, 2024 and was further re-constituted on June 29, 2024. The composition and terms of reference are in compliance with Section 135 and other applicable provisions of the Companies Act 2013. The CSR Committee currently comprises of:

Sr. No.	Name of Director	Designation	Committee Designation
1.	Shashi Shekhar	Whole-Time Director and Vice Chairman	Chairperson
2.	Nikhil Dhingra	Whole-Time Director and Chief Executive Officer	Member
3.	Sanjay Dhawan	Independent Director	Member

The CSR Committee has formulated and recommended to the Board, Corporate Social Responsibility Policy (CSR Policy) indicating the activities to be undertaken by the Company which has been approved by the Board. The Board has approved and adopted the Annual Action Plan for the financial year 2023-24 in pursuance to the CSR Policy of the Company as per the Provision of section 135 (5) of the Companies Act, 2013. In terms of the provisions, the Company is not required to spend any amount during the financial year 2023-24.

The Committee has met 01 (one) times to review CSR provisions of the company.

The details of the CSR meetings are given herein below:

Meeting No.	Date of Meeting DD/MM/YYYY	No. of Directors Eligible to Attend the meeting	No. of Directors who attended the Meeting
1	19/03/2024	3	3

The CSR Committee during the financial year 2023-24 is as follows:

S. No.	Name of Director	Designation/Nature of Directorship	No. of meeting of CSR Committee held during the year	No. of meeting of CSR attended during the year
1	Manoj Kumar Upadhyay	Chairman	1	1
2	Shashi Shekhar	Member	1	1
3	Subhash Kumar	Member	1	1

#### COMPOSITION OF OPERATIONAL COMMITTEE

Your Directors' have constituted the Operational Committee in order to delegate certain powers of the Board of directors to the Committee as under:

1. Manoj Kumar Upadhyay, Managing Director (Chairman)
2. Shashi Shekhar, Whole-time Director (Member)
3. Nikhil Dhingra Whole Time Director (Member)

## **POLICIES/CODES FOR THE COMPANY**

Your directors have framed various policies / codes in pursuant to the compliances of the Companies Act, 2013 and rules made there under (including, in each case, any statutory modification or re-enactment of such laws for the time being in force). Policies/Codes have been placed on the website of the Company [www.acmesolar.in](http://www.acmesolar.in) under the Investor Corner section (Refer link: <https://www.acmesolar.in/investor-corner/policies>)

## **SECRETARIAL STANDARDS**

During the year under review, the Company has complied with all the applicable provisions of Secretarial Standards issued by Institute of Company Secretaries of India and notified by the Ministry of Corporate Affairs of India.

### **SECRETARIAL AUDITOR**

Pursuant to the provisions of section 204 of the Companies Act, 2013 and the Companies (Appointment and Remuneration of Managerial personnel) Rules, 2014, the Board of Directors had appointed M/s Katira and Associates, Company Secretaries as Secretarial Auditor to conduct the Secretarial Audit for the Financial Year 2023-24. The Secretarial Auditor Report of M/s Katira and Associates, Company Secretaries, in Form MR-3, for the financial year ended 31<sup>st</sup> March, 2024 is enclosed as Annexure 'B'.

There is no qualification, reservation or adverse remark made in their Secretarial Audit Report submitted to the Company

## **RISK MANAGEMENT**

The Board of Directors of the Company is responsible for the direction and establishment of internal controls to mitigate material business risks. The Company has formulated and adopted a Risk Management Policy to identify the elements of risk for achieving its business objectives and to provide reasonable assurance that all the material risks will be mitigated.

## **DISCLOSURE UNDER THE SEXUAL HARASSMENT OF WOMEN AT WORKPLACE (PREVENTION, PROHIBITION AND REDRESSAL) ACT, 2013**

The Company has in place the Prevention of Sexual Harassment (POSH) Policy in line with the requirements of the Sexual Harassment of Women at the Workplace (Prevention, Prohibition & Redressal) Act, 2013. An Internal Complaints Committee (ICC) has been set up to redress complaints regarding sexual harassment. All employees (permanent, contractual, temporary, trainees) are covered under this Policy. During the year, no complaint was received under this Policy.

Policies/Codes have been placed on the website of the Company [www.acmesolar.in](http://www.acmesolar.in) under the Investor Corner section (Refer link: <https://www.acmesolar.in/investor-corner/policies>)

## **SIGNIFICANT AND MATERIAL ORDERS PASSED BY THE REGULATORS/COURTS/TRIBUNALS IMPACTING THE GOING CONCERN STATUS AND THE COMPANY'S OPERATIONS IN FUTURE**

As such there is no significant and material order has been passed by any Regulator/Court/Tribunals impacting the going concern status and Company's operation in future except the following:

The Board at its meeting held on June 15, 2023, had approved the composite scheme of arrangement ("**Scheme**") for:

- Demerger of solar and wind business belonging to our Company with and into ACME Cleantech Solution Private Limited on a going concern; and
- Amalgamation of our Company with its remaining business with and into MKU Holdings Private Limited.

Pursuant to the Scheme becoming effective, our Company after giving effect to the Scheme, would have stand dissolved without further process of winding. Our Company subsequently filed an application with the National Company Law Tribunal, Chandigarh to approve the Scheme.

Subsequently, our Board in its meeting held on May 27, 2024, approved the resolution to withdraw the scheme and the National Company Law Tribunal, Chandigarh pursuant to an order dated June 7, 2024 allowed the petition to withdraw the scheme.

## **FRAUD REPORTING**

There have been no frauds reported by the Auditors of the Company to the Audit Committee or the Board of Directors under sub-section 12 of section 143 of the Companies Act, 2013 during the Financial Year.

## **INTERNAL FINANCIAL CONTROL**

Your Company has, in all material respects, an adequate internal financial controls system over financial reporting and such internal financial controls over financial reporting are operating effectively based on the internal control over financial reporting criteria established by the Company considering the essential components by internal control. Your Company has laid down guidelines, policies, procedures and structure for appropriate internal financial controls across the Company.

## **DEPOSITS**

During the year, the Company did not invite or accept any deposits from the public under section 76 of the Companies Act, 2013.

## **DIRECTORS' RESPONSIBILITY STATEMENT**

To the best of our knowledge and belief and according to the information and explanations obtained by us, your directors make the following statements in terms of section 134 (5) of the Companies Act, 2013:

- a) in the preparation of the annual financial statements for the year ended March 31, 2024, the applicable Indian accounting standards had been followed along with proper explanation relating to the material departures, if any;
- b) the Directors had selected such accounting policies and applied them consistently and made judgments and estimates that are reasonable and prudent so as to give a true and fair view of the state of affairs of the Company at the end of the financial year and of the profit and loss of the Company for that year;
- c) the proper and sufficient care has been taken for the maintenance of adequate accounting records in accordance with the provisions of the Companies Act, 2013 for safeguarding the assets of the Company and for preventing and detecting fraud and other irregularities;
- d) the annual financial statements have been prepared on a going concern basis;
- e) the Directors had laid down internal financial controls to be followed by the Company and that such internal financial controls are adequate and were operating effectively; and

## **PARTICULARS OF LOANS, GUARANTEES, INVESTMENTS UNDER SECTION 186 OF THE COMPANY ACT, 2013**

In pursuant to the provisions of the Section 134 (3) (g) read with Section 186 of the Company Act, 2013 and rules made there under, the relevant details of loans given, investments made, by the Company during the year under review are given in Note 5 (Investments) and Note 36 (Related Parties) of the Standalone Financial Statements.

## **PARTICULARS OF CONTRACTS OR ARRANGEMENTS MADE WITH RELATED PARTIES REFERRED TO IN SUB-SECTION (1) OF SECTION 188 OF COMPANIES ACT, 2013**

The particulars of related party transactions are provided in Form AOC-2 is enclosed as Annexure C as required under section 134(3) (h) of the Companies Act, 2013 read with Rule 8(2) of the Companies (Accounts) Rules, 2014. The details are also provided in Note 36 (Related Parties) of the Audited Financial Statements of the Company as on March 31, 2024.

## **BUY BACK OF SECURITIES**

The Company has not bought back any of its securities during the year under review.

## **SWEAT EQUITY SHARES**

The Company has not issued any Sweat Equity Shares during the year under review.

## **GENERAL**

Your Directors states that no disclosure or reporting is required in respect of the following items as there were no transactions took place during the year under review:

1. Issue of equity shares with differential rights as to dividend, voting or otherwise.
2. Managing Director of the Company did not receive any remuneration or commission from any of its subsidiaries.
3. The Company had not issued any shares (including sweat equity shares) to employees of the Company under any scheme.
4. No significant or material order was passed by any Regulator / Court / Tribunal which impacts the going concern status of the Company or its future operations except as disclosed hereunder.
5. There is no such application made or any proceeding pending under the Insolvency and Bankruptcy Code, 2016 (31 of 2016) during the year along with their status as at the end of the financial year.
6. The details of the difference between the amount of the valuation done at the time of one time settlement and the valuation done while taking loan from the Banks or Financial Institutions along with the reasons - Not Applicable

## **MATERIAL CHANGES AND COMMITMENTS, IF ANY, AFFECTING THE FINANCIAL POSITION OF THE COMPANY, WHICH HAVE OCCURRED BETWEEN THE END OF THE FINANCIAL YEAR AND THE DATE OF REPORT**

No material changes and commitments affecting the financial position of your Company have occurred between the end of the financial year of the Company to which the financial statements relate and on the date of this report except as disclosed hereunder:

- 1) Our Company has acquired 100% equity share capital of (1) ACME Urja One Private Limited, (2) ACME Urja Two Private Limited, (3) ACME Sun Power Private Limited, (4) ACME Surya Power Private Limited, (5) ACME Gamma Urja Private Limited, (6) ACME Hybrid Urja Private Limited from ACME Cleantech. The letter of award for these projects was initially issued in favour of ACME Cleantech and the projects are to be developed by the relevant SPVs.
- 2) Our Company has entered into share purchase and shareholders agreements each dated June 17, 2024, with ACME Cleantech to acquire stake in (1) ACME Solartech Private Limited, (2) ACME Renewtech Private Limited, (3) ACME Alpha Renewables Private Limited, and (4) ACME Sigma Urja Private Limited. Pursuant to such share purchase



- agreements, our Company has acquired 49% of the equity share capital of such SPVs, while remaining 51% continues to be held by ACME Cleantech. In terms of such share purchase and shareholder agreements, our Company exercises control over such SPVs and responsibility of overall development, commissioning and funding of the relevant project shall reside with our Company. Further, our Company has the right to acquire the remaining 51% of the equity share capital held by ACME Cleantech post expiry of the relevant PPA lock-in-period (as set out under bid documents as well as the respective power purchase agreement entered / to be entered into by such SPVs, which is one year post the commercial operation date for the respective projects housed in these SPVs.
- 3) Our Board in its meeting held on May 27, 2024, approved the resolution to withdraw the Scheme and the National Company Law Tribunal, Chandigarh pursuant to an order dated June 7, 2024 allowed the petition to withdraw the Scheme.
  - 4) The O&M functions of our projects and certain EPC supply work including contracting of module/wind turbines were typically undertaken by our Promoter, ACME Cleantech. In order to bring all the capabilities of EPC and O&M operations within the purview of our Company, our Company entered into an agreement for the transfer of employees with ACME Cleantech on June 25, 2024 ("**Transfer Agreement**"). Pursuant to the Transfer Agreement, certain employees of ACME Cleantech including employees who are engaged in EPC and O&M operations of the projects shall be transferred to the rolls of our Company with effect from February 1, 2025 or any such date as may be mutually agreed, thus giving us the capability to undertake integrated EPC and O&M operations in-house.
  - 5) ACME Cleantech had entered into O&M agreements with our project SPVs pursuant to which it provided O&M services for such projects. On June 25, 2024, our Company and ACME Cleantech entered into a deed of novation dated ("**Deed of Novation**"), pursuant to which ACME Cleantech agreed to novate all of its rights, obligations, interest and title under the O&M agreements to our Company.
  - 6) Our Company has entered into a non-compete agreement dated June 25, 2024 ("**Effective Date**") with ACME Cleantech and MKU Holdings under which (a) all the subsidiaries of MKU Holdings and ACME Cleantech, other than our Company and our Subsidiaries, directly and indirectly, will not carry on, or engage in any business that competes with the renewable energy business of our Company and our Subsidiaries, and (b) that all the subsidiaries of MKU Holdings and ACME Cleantech, other than our Company and our Subsidiaries shall not undertake EPC and O&M related business other than undertaking supply of modules and wind turbines for the existing renewable energy projects as on the Effective Date which are being implemented by our Company by itself or through our Subsidiaries. Further, under the terms of the non-compete agreement, three wind power projects managed by two companies which are under corporate insolvency resolution process, may be owned, and operated by MKU Holdings, subject to receipt of necessary approval in this regard in accordance with applicable law.
  - 7) Our Company has filed the draft red herring prospectus of the Company dated July 2, 2024 ("**DRHP**") in relation to the Offer through a fresh issue of such number of Equity Shares aggregating up to ₹ 20,000.00 million and an offer for sale of such number of Equity Shares aggregating up to ₹ 10,000.00 million.

## **VIGIL MECHANISM**

In pursuance to the provisions of section 177 (9) & (10) of the Companies Act, 2013, a vigil mechanism or whistle blower policy for directors and employees to report genuine concerns had been established and implemented.

## **CONSERVATION OF ENERGY, TECHNOLOGY ABSORPTION AND FOREIGN EXCHANGE EARNINGS & OUTGO**

### **A) Conservation of Energy**

The Company is continuously emphasizing on reducing consumption of energy at all levels.

### **B) Technology Absorption**

This is not applicable to the Company However being in the business of generating solar energy, the Company is constantly looking at innovations to increase production efficiency in its business.

### **C) Foreign exchange earnings and outgo**

During the year under review, the foreign exchange earnings - NIL and Foreign exchange outgo – INR 948,969,368

## **TRANSFER OF AMOUNTS TO INVESTOR EDUCATION AND PROTECTION FUND**

There were no funds which were required to be transferred to Investor Education and Protection Fund (IEPF).


## **PARTICULARS OF EMPLOYEES AND RELATED INFORMATION**

Pursuant to the provisions of Section 197 of the Companies Act 2013, read along with the Companies (Appointment and Remuneration of Managerial Personnel) Rules, 2014, the employee in respect of whom information is required to be given pursuant to Rule 5 (2) of the Companies (Appointment and Remuneration of Managerial Personnel) Rules, 2014 is mentioned in Annexure 'D'.

## ACKNOWLEDGEMENTS

The Board of Directors express their gratitude to customers, vendors, dealers, investors, business associates and bankers for their continued support during the year. Your Directors place on record their appreciation of the commitment and contribution made by the employees at all levels. Our resilience to meet challenges was made possible by their hard work, solidarity, cooperation and support. The Board would like to express its sincere thanks to the Government of India, the State Governments, statutory authorities and other government agencies for their support and look forward to their continued support in the future.

For & on behalf of the Board of Directors of  
**ACME SOLAR HOLDINGS LIMITED**



Manoj Kumar Upadhyay

DIN: 01282332

Chairman & Managing Director

Place: Gurugram

Date: 30<sup>th</sup> August, 2024

FORM AOC-1

(Pursuant to first proviso to sub-section (3) of section 129 read with rule 5 of Companies (Accounts) Rules, 2014)

Statement containing salient features of the financial statement of Subsidiaries/associate companies/joint ventures

FORM AOC-1

Part A Subsidiaries

	1	2	3	4	5	6	7	8	9	10	11	12	13	14	15	16	17	18	
	1022	1075	1077	1067	1074	1014	1009	1013	1063	1078	1003	1046	1076	1061	1053	1050	1051	1015	
Sl. No.	Particulars	Aarohi Solar Private Limited	ACME Babadham Solar Power Private Limited*	ACME Deoghar Solar Power Private Limited	ACME Kaithal Solar Power Private Limited*	ACME Koppal Solar Energy Private Limited*	Dayanidhi Solar Power Private Limited	ACME Jaisalmer Solar Power Private Limited	Vishwatma Solar Energy Private Limited	ACME Mahbubnagar Solar Energy Private Limited	ACME Rewa Solar Energy Private Limited	ACME Solar Energy Private Limited	ACME Solar Power Technology Private Limited	ACME Vijayapura Solar Energy Private Limited*	ACME Yamunanagar Solar Power Private Limited	Devishi Renewable Energy Private Limited*	Devishi Solar Power Private Limited*	Eminent Solar Power Private Limited*	Niranjana Solar Energy Private Limited
1	The date since when subsidiary was acquired	31/03/2017	06-05-2016	30/04/2016	25/01/2016	15/07/2016	04.04.2017	17.05.2017	02.05.2017	21/01/2016	23/02/2017	30/03/2017	18/06/2015	15/07/2016	20/01/2016	1711-2015	17-Nov-15	17-Nov-15	31/03/2017
2	Reporting period for the subsidiary concerned, if different from the holding company's reporting period	NA	NA	NA	NA	NA	NA	NA	NA	NA	NA	NA	NA	NA	NA	NA	NA	NA	NA
3	Reporting currency and Exchange rate as on the last date of the relevant Financial year in the case of foreign subsidiaries	INR	INR	INR	INR	INR	INR	INR	INR	INR	INR	INR	INR	INR	INR	INR	INR	INR	INR
4	Share capital	2,01,70,660		91,91,00,000			1,84,06,390	2,07,36,640	2,02,16,440	28,49,37,000	58,99,89,190	30,60,830	2,08,02,380		18,74,25,000				2,03,63,570
5	Other equity	5,12,39,366		36,31,62,403			10,86,84,065	16,68,661	10,73,84,000	-21,47,69,939	-50,11,91,880	4,67,36,87,601	86,13,83,405		-11,69,52,588				-3,47,94,528
6	Total assets	4,73,08,88,146		5,51,98,91,437			3,96,80,69,966	1,90,03,19,863	2,95,42,07,208	2,15,56,64,445	5,14,53,97,345	15,23,03,50,489	3,85,64,43,880		1,51,61,70,023				1,83,02,67,752
7	Total Liabilities	4,65,94,78,120		4,23,76,29,034			3,84,09,79,511	1,87,79,14,562	2,82,66,06,768	2,08,54,97,383	5,05,66,00,036	10,55,36,02,058	2,97,42,58,095		1,44,56,97,611				1,84,46,98,710
8	Investments	-	-	-	-	-	-	-	-	-	-	9,90,51,07,890.00	-	-	-	-	-	-	-
9	Turnover	69,99,85,486	31,95,88,755	-0	31,33,70,496	30,06,67,457	63,47,66,590	29,01,07,521	43,05,72,980	33,61,57,521	64,17,64,083	3,86,71,88,973	62,76,35,506	31,26,99,015	23,68,02,558	9,82,91,292	9,99,32,815	10,11,81,744	26,98,11,572
10	Profit/(Loss) before taxation	13,42,89,961	8,80,88,365	-2,11,639	7,02,95,890	7,05,74,981	22,20,64,021	6,54,30,472	8,51,39,641	4,52,43,808	-7,91,49,607	1,11,22,82,954	31,21,28,493	7,45,12,142	4,31,89,794	2,09,25,969	1,67,52,176	2,76,34,587	6,34,03,469
11	Provision for taxation	7,83,13,156	2,24,66,611	13,63,536	1,78,76,821	1,80,59,819	9,45,16,307	3,00,83,076	6,32,50,091	71,47,992	-1,87,65,769	9,97,03,952	7,90,63,345	1,90,82,808	81,04,993	52,70,181	42,19,589	69,55,073	3,12,31,632
12	Profit/(Loss) after taxation	5,59,76,805	6,56,21,754	-15,75,174	5,24,19,068	5,25,15,161	12,75,47,714	3,53,47,395	2,18,89,550	3,80,95,816	-6,03,83,839	1,01,25,79,002	23,30,65,149	5,54,29,334	3,50,84,801	1,56,55,787	1,25,32,587	2,06,79,514	3,21,71,837
13	Proposed Dividend	-	-	-	-	-	-	-	-	-	-	-	-	-	-	-	-	-	-
14	Extent of shareholding (in percentage)	100		100			100	100	100	100	100	100	100	100	100				100

\*Sold during the FY 2023-24

\*Sold during the FY 2023-24

\*Sold during the FY 2023-24

\*Sold during the FY 2023-24

\*Sold during the FY 2023-24

\*Sold during the FY 2023-24

\*Sold during the FY 2023-24

19	20	21	22	23	24	25	26	27	28	29	30	31	32	33	34	35	36	37	38	39	40
1021	1052	1045	1005	1023	1004	1002	1027	1026	1024	1025	1031	1029	1030	1028	1082	1080	1084	1081	1083	1085	1056
ACME Jodhpur Solar Power Private Limited	Sunworld Energy Private Limited*	ACME PV Powertech Private Limited	ACME Solar Power Pvt. Odisha Ltd.	ACME Raipur Solar Power Pvt. Ltd.	ACME Solar Energy (Madhya Pradesh) Pvt. Ltd.	ACME Solar Technologies (Gujarat) Pvt. Ltd.	Dayakara Solar Power Private Limited	Grahati Solar Energy Private Limited	ACME Magadh Solar Power Pvt. Ltd.	ACME Nalanda Solar Power Pvt. Ltd.	Nirosha Power Private Limited	Vittanath Power Private Limited*	ACME Solar Rooftop Systems Private Limited	Mihit Solar Power Private Limited*	ACME Guledagudda Solar Energy Private Limited*	ACME Kittur Solar Energy Pvt. Limited*	ACME Kudlgl Solar Energy Pvt. Ltd.*	ACME Sidlaghatta Solar Energy Pvt. Ltd.	ACME Hukkeri Solar Energy Pvt. Ltd.*	ACME Sandur Solar Energy Pvt. Ltd.*	ACME Dhaulpur Powertech Pvt. Ltd.
11.04.2017	17-Nov-15	10/08.2016	30.03.2017	29.03.2017	30.03.2017	30.03.2017	30.03.2017	30.03.2017	29.03.2017	29.03.2017	30.03.2017	6.1.2017	6.1.2017	6.1.2017	6.3.2018	6.3.2018	6.3.2018	9.3.2018	6.3.2018	6.3.2018	20.9.2018
NA	NA	NA	NA	NA	NA	NA	NA	NA	NA	NA	NA	NA	NA	NA	NA	NA	NA	NA	NA	NA	NA
INR	INR	INR	INR	INR	INR	INR	INR	INR	INR	INR	INR	INR	INR	INR	INR	INR	INR	INR	INR	INR	INR
62,47,81,190		2,04,20,420	4,97,68,880	2,07,89,650	4,32,33,340	7,99,86,570	2,50,27,910	2,25,04,550	2,49,94,740	2,47,26,090	1,09,00,270		2,16,32,690					14,44,32,000			1,67,28,49,000
-46,02,69,205		66,09,50,510	78,69,57,437	47,25,72,859	67,94,71,761	44,95,33,053	77,71,08,373	1,25,33,21,435	21,92,40,725	31,92,02,748	68,31,02,465		66,09,61,843					-38,98,030			29,19,42,393
5,36,39,33,119		4,05,59,19,539	2,83,51,98,466	2,33,78,29,812	2,69,17,64,296	3,06,02,86,595	2,59,67,57,914	4,13,66,62,613	90,63,33,745	1,26,45,10,226	3,26,71,41,056		2,12,32,51,879					1,20,97,32,312			5,22,44,84,781
5,19,94,21,134		3,37,45,48,609	1,99,84,72,149	1,84,44,67,303	1,96,90,59,195	2,53,07,66,972	1,79,46,21,630	2,86,08,36,628	66,20,98,280	92,05,81,388	2,57,31,38,322		1,44,06,57,346					1,06,91,98,341			3,25,96,93,388
-	-	-	-	-	-	-	-	-	-	-	-	-	-	-	-	-	-	-	-	-	-
66,38,58,168	9,20,60,947	73,55,84,107	46,11,09,584	38,16,02,005	54,63,41,290	38,16,18,927	53,72,70,653	86,17,70,273	17,26,60,450	24,40,29,938	58,99,54,210	25,14,61,258	35,63,82,337	70,69,39,959	9,50,81,482	8,61,14,597	10,39,45,661	12,97,43,523	9,43,37,458	12,40,36,345	-
-6,70,61,329	1,53,84,130	25,00,79,304	16,89,34,230	10,36,11,839	27,74,46,067	19,70,63,345	29,04,67,557	46,80,25,259	7,58,18,317	10,48,95,755	24,39,79,359	25,10,46,269	15,27,33,032	19,11,73,114	1,07,64,339	-3,80,810	-1,12,13,096	1,53,55,321	41,01,714	-1,01,70,252	-2,24,505
-1,52,41,724	38,74,293	6,29,72,969	4,25,17,367	2,60,77,028	6,98,27,626	-6,20,64,104	7,34,01,448	11,82,20,446	2,46,68,586	4,47,40,699	6,21,47,912		3,86,52,796	4,80,70,578	27,60,450	-44,730	-27,54,890	38,64,627	11,80,285	-24,49,951	-51,648
-5,18,19,605	1,15,09,837	18,71,06,335	12,64,16,863	7,75,34,811	20,76,18,441	25,91,27,449	21,70,66,109	34,98,04,813	5,11,49,730	6,01,55,056	18,18,31,448	25,10,46,269	11,40,80,236	14,31,02,536	80,03,889	-3,36,080	-84,58,206	1,14,90,694	29,21,429	-77,20,301	-1,72,857
100		100	100	100	100	100	100	100	100	100	100		100					100			100

\*Sold during the FY 2023-24

\*Sold during the FY 2023-24

\*Sold during the FY 2023-24

\*Sold during the FY 2023-24

\*Sold during the FY 2023-24

\*Sold during the FY 2023-24

\*Sold during the FY 2023-24

\*Sold during the FY 2023-24

\*Sold during the FY 2023-24

1089	41	42	43	44	45	46	47	48	49	50	51	52	53	54	55	56	57
	1091	1094	1095	1105	1106	1107	1116	1117	1118	1119	1120	1121	1123	1124	1126	1127	
ACME Ralsar Solar Energy Pvt. Ltd.	ACME Phalodi Solar Energy Pvt. Ltd.	ACME Heergarh Powertech Pvt. Ltd.	ACME Aklera Power Technology Pvt. Ltd.#	Acme Renewable Solutions Private Limited	Acme Urja Private Limited	Acme Surya Modules Private Limited	Acme Eco Clean Energy Pvt Ltd.	Acme Sun Power Pvt Ltd *	Acme Pokhran Solar Pvt Ltd.	ACME Sikar Solar Pvt Ltd	Acme Pushkar Solar Pvt Ltd*	Acme Barmer Solar Pvt Ltd*	Acme Surya Power Pvt Ltd*	Acme Solartech Private Limited*	Acme Surya Energy Private Limited*	Acme Renewable Resources Private Limited	ACME Venus Urja Private Limited *
5.6.2018	14.06.2018	11.10.2018	29.09.2018	11.09.2020	11.09.2020	11.09.2020	22.07.2021	22.07.2021	22.07.2021	16.07.2021	31.08.2021	31.08.2021	17.09.2021	29.08.2022	26.08.2022	26.08.2022	30.03.2024
NA	NA	NA	NA	NA	NA	NA	NA	NA	NA	NA	NA	NA	NA	NA	NA	NA	NA
INR	INR	INR	INR	INR	INR	INR	INR	INR	INR	INR	INR	INR	INR	INR	INR	INR	INR
1,67,28,49,000	90,23,00,000	96,00,00,000	1,26,45,20,000	1,00,000	1,00,000	1,00,000	1,00,000		1,00,000	1,00,000						1,00,000	1,00,000
29,24,51,617	33,09,89,002	27,49,80,401	75,83,64,791	-13,24,625	-13,25,725	-13,30,615	-13,11,978		-36,56,592	-4,32,830						-29,760	-
5,58,50,33,857	5,24,23,15,917	15,37,34,30,032	16,99,48,49,667	82,815	81,805	78,625	61,658		1,04,40,264	49,58,780						90,390	1,00,000
3,61,97,33,240	4,00,90,26,915	14,13,84,49,631	14,97,19,64,876	13,07,440	13,07,530	13,09,240	12,73,636		1,39,96,856	52,91,610						20,150	1,00,000
-	-	-	-	-	-	-	-	-	1,00,000.00	-	-	-	-	-	-	-	-
0	0	1,89,00,41,750	84,27,69,305	-	-	-	-	-	2,394	-	-	-	-	-	-	-	-
-2,16,770	-2,96,713	3,70,09,377	-50,45,766	-39,660	-39,660	-39,660	-64,732	-11,810	-69,088	-2,13,805	-5,722	-2,273	-8,270	-8,270	-8,270	-17,700	-
-56,359	-1,31,936	1,30,45,002	-12,90,419	-	-	-	-	-	-	-	-	-	-	-	-	-	-
-1,60,410	-1,64,777	2,39,64,376	-37,55,347	-39,660	-39,660	-39,660	-64,732	-11,810	-69,088	-2,13,805	-5,722	-2,273	-8,270	-8,270	-8,270	-17,700	-
-	-	-	-	-	-	-	-	-	-	-	-	-	-	-	-	-	-
100	100	100	100	100	100	100	100		100	100						100	100

#United Nations Office for Project Services, and DSDG Holding ApS, has subscribed equity shares

\*Sold during the FY 2023-24

\*Sold during the FY 2023-24

\*Sold during the FY 2023-24

\*Sold during the FY 2023-24

\*Sold during the FY 2023-24

\*Sold during the FY 2023-24

Incorporate during the FY 2023-

**Part B Associates and Joint Ventures**

**Statement pursuant to Section 129 (3) of the Companies Act, 2013 related to Associate Companies and Joint Ventures**

<b>Name of Associates or Joint Ventures</b>	N.A	N.A	N.A
<b>1. Latest audited Balance Sheet Date</b>	N.A	N.A	N.A
<b>2. Date on which the Associate or Joint Ventures held by the Company on the year end</b>	N.A	N.A	N.A
<b>3. Shares of Associate or Joint Ventures held by the company on the year end</b>	N.A	N.A	N.A
<b>No. of Shares</b>	N.A	N.A	N.A
<b>No. of CCD</b>	N.A	N.A	N.A
<b>Amount of Investment in Associates or Joint Venture</b>	N.A	N.A	N.A
<b>Extent of Holding (in percentage)</b>	N.A	N.A	N.A
<b>4. Description of how there is significant influence</b>	N.A	N.A	N.A
<b>5. Reason why the associate/joint venture is not consolidated</b>	N.A	N.A	N.A
<b>6. Net worth attributable to shareholding as per latest audited Balance Sheet</b>	N.A	N.A	N.A
<b>7. Profit or (Loss) for the year</b>	N.A	N.A	N.A
<b>i. Considered in Consolidation</b>	N.A	N.A	N.A
<b>ii. Not Considered in Consolidation</b>	N.A	N.A	N.A

**Notes:**

- Names of associates or joint ventures which are yet to commence operations. N.A.
- Names of associates or joint ventures which have been liquidated or sold during the year. N.A.

**Date: 30th August, 2024**  
**Place: Gurugram**

**By Order of the Board of Directors**  
**For ACME Solar Holdings Limited**



**Manoj Kumar Upadhyay**  
**Chairman & Managing Director**  
**DIN: 01282392**

**FORM No. MR-3**

SECRETARIAL AUDIT REPORT  
FOR THE FINANCIAL YEAR ENDED 31<sup>st</sup> MARCH, 2024

*(Pursuant to Section 204 (1) of the Companies Act, 2013 and Rule No. 9 of the Companies  
(Appointment and Remuneration of Managerial Personnel) Rules, 2014)*

To,  
The Members,  
**ACME SOLAR HOLDINGS LIMITED**  
**(formerly known as ACME SOLAR HOLDINGS PRIVATE LIMITED)**  
PLOT NO. 152, SECTOR-44,  
GURUGRAM – 122002, HARYANA, INDIA

We, Katira & Associates, Company Secretaries, have conducted the secretarial audit of the compliance of applicable statutory provisions and the adherence to good corporate practices by **ACME SOLAR HOLDINGS LIMITED (formerly known as ACME SOLAR HOLDINGS PRIVATE LIMITED)** (hereinafter called the Company). Secretarial Audit was conducted in a manner that provided us a reasonable basis for evaluating the corporate conducts/statutory compliances and expressing our opinion thereon.

Based on our verification of the Company's books, papers, minute books, forms and returns filed and other records maintained by the company, the information provided by the company, its officers, agents and authorised representatives during the conduct of secretarial audit, the explanations and clarifications given to us and the representations made by the Management, we hereby report that in our opinion, the company has, during the audit period covering the financial year ended on 31<sup>st</sup> March, 2024 (Audit Period) complied with the statutory provisions listed hereunder and also that the Company has proper Board processes and compliance mechanism in place to the extent, in the manner and subject to the reporting made hereinafter:

We have examined the books, papers, minute books, forms and returns filed and other records made available to us and maintained by the Company for the financial year ended on 31<sup>st</sup> March, 2024 according to the provisions of:

- (i) The Companies Act, 2013 (the Act) and the rules made thereunder;
- (ii) The Securities Contract (Regulation) Act, 1956 ('SCRA') and the rules made thereunder;  
[Not Applicable to the Company during the Audit period under review];



- (iii) The Depositories Act, 1996 and the Regulations and Bye-laws framed thereunder;
- (iv) Foreign Exchange Management Act, 1999 and the rules and regulations made thereunder to the extent of Foreign Direct Investment, Overseas Direct Investment and External Commercial Borrowings;
- (v) The following Regulations and Guidelines prescribed under the Securities and Exchange Board of India Act, 1992 ('SEBI Act')
  - (a) The Securities and Exchange Board of India (Substantial Acquisition of Shares and Takeovers) Regulations, 2011; [Not Applicable to the Company during the Audit period under review];
  - (b) The Securities and Exchange Board of India (Prohibition of Insider Trading) Regulations, 2015; [Not Applicable to the Company during the Audit period under review];
  - (c) The Securities and Exchange Board of India (Issue of Capital and Disclosure Requirements) Regulations, 2009 and amendments from time to time; [Not Applicable to the Company during the Audit period under review];
  - (d) The Securities and Exchange Board of India (Share Based Employee Benefits) Regulations, 2014; [Not Applicable to the Company during the Audit Period as the Company has not issued Employee Stock Option Scheme and Employee Stock Purchase Scheme];
  - (e) The Securities and Exchange Board of India (Issue and Listing of Debt Securities) Regulations, 2008; [Not applicable to the Company during the Audit Period as the Company has not issued and listed any debt securities during the Audit Period];
  - (f) The Securities and Exchange Board of India (Registrars to an Issue and Share Transfer Agents) Regulations, 1993 regarding the Companies Act and dealing with client; [Not applicable as the Company is not registered as Registrars to an Issue and Share Transfer Agent];
  - (g) The Securities and Exchange Board of India (Delisting of Equity Shares) Regulations, 2009; [Not Applicable to the Company during the Audit period under review] and
  - (h) The Securities and Exchange Board of India (Buyback of Securities) Regulations, 1998; [Not Applicable to the Company during the Audit period under review];
- (vi) Other laws specifically applicable to the Company –

a. The Electricity Act, 2003

As per the information provided, no sector specific laws are applicable on the Company as the company is in Infrastructure sector and is engaged in developing, builds, owns, operating and maintaining utility scale grid connected solar power projects through in-house engineering, procurement and construction ("EPC") and operation and maintenance ("O&M") operations. The Company through its subsidiaries generates revenue by sale of electricity to central and state government entities and government-backed corporations as well as EPC of solar projects and undertakes its projects through its Subsidiaries/Special Purpose Vehicles (SPVs).

Further, we have relied on the representations made by the Company and its Officers for the systems and mechanism framed by the Company for compliances under other Acts, Laws and Regulations applicable to the Company.

We have also examined compliance with the applicable clauses of the following:

- i. Secretarial Standards issued by The Institute of Company Secretaries of India with respect to board and general meetings.
- ii. The Listing Agreements entered into by the Company with BSE Limited read with the SEBI (Listing Obligations and Disclosure Requirements) Regulations, 2015. [Not Applicable to the Company during the Audit Period since the securities of the Company were not listed on any of the stock exchange during the Audit Period]

*(Note: The Company is in the process of listing its equity shares in the Stock Exchange of India and after the end of the reporting period and before the date of signing this report, the Company has changed its status from Private Limited Company to Public Limited Company and the Company has filed the Draft Red Herring Prospectus (DRHP) in relation to the Offer through a fresh issue of such number of Equity Shares aggregating up to ₹ 20,000.00 million and an offer for sale of such number of Equity Shares aggregating up to ₹ 10,000.00 million.)*

During the period under review, the Company has complied with the provisions of the Act, Rules, Regulations, Guidelines, standards etc. mentioned above.

**Based on information received and records maintained, we further report that:**

- The Board of Directors of the Company is duly constituted with proper balance of Executive Directors, Non-Executive Directors and Independent Directors. The changes in the

composition of the Board of Directors that took place during the period under review were carried out in compliance with the provisions of the Act.

- Adequate notice is given to all directors to schedule the Board Meetings, agenda and detailed notes on agenda were sent at least seven days in advance for meetings other than those held at shorter notice, and a system exists for seeking and obtaining further information and clarifications on the agenda items before the meeting and for meaningful participation at the meeting.
- All decisions of the Board and Committee meetings were carried with requisite majority.

**We further report that** based on review of compliance mechanism established by the Company, we are of the opinion that there are adequate systems and processes in the Company commensurate with the size and operations of the Company to monitor and ensure compliance with applicable laws, rules, regulations and guidelines.

**We further report that** during the audit period specific events/actions having a major bearing on the Company's affairs in pursuance of the above referred laws, rules, regulations, guidelines etc. are as below:

- a. The Board of the Company by way of passing a Board Resolution dated June 15, 2023, had approved the composite scheme of arrangement ("Scheme") for demerger of solar and wind business belonging to the Company with and into ACME Cleantech Solution Private Limited on a going concern and amalgamation of the Company with its remaining business with and into MKU Holdings Private Limited. The Company subsequently filed an application with the National Company Law Tribunal, Chandigarh to approve the Scheme.

*(Note: After the end of the reporting audit period and before the date of signing this report, the Board of the Company by way of passing a Board Resolution dated May 27, 2024, approved the resolution to withdraw the scheme and the National Company Law Tribunal, Chandigarh pursuant to an order dated June 7, 2024 allowed the petition to withdraw the scheme.)*

- b. During the audit period, the Company disposed of its entire investment in the form of equity shares and/or convertible debentures held by the Company in Subsidiaries/ Step-down Subsidiaries, namely Vittanath Power Private Limited, Devishi Renewable Energy Pvt. Ltd., Devishi Solar Power Pvt. Ltd., Eminent Solar Power Pvt. Ltd., Sunworld Energy Pvt. Ltd., Mihit Solar Power Private Limited, ACME Kaithal Solar Power Pvt. Ltd., ACME Koppal Solar Energy Private Limited, ACME Babadham Solar Power Private Limited, ACME Vijayapura Solar Energy Private Limited, ACME Guledagudda Solar Energy Private Limited, ACME Kittur Solar Energy Pvt. Limited, ACME Kudligi Solar Energy Pvt. Ltd., ACME Hukkeri Solar Energy Pvt. Ltd. and ACME Sandur Solar Energy Pvt. Ltd. and sold to Blupine Energy Private Limited ("Purchaser"). Consequently, these Subsidiaries/ Step-down

Subsidiaries ceased to be a Subsidiaries/ Step-down Subsidiaries of the Company during the reporting audit period.

- c. On April 19, 2023, the Company transferred its entire stake in its subsidiary, ACME Eco Clean Energy Private Limited, to ACME Pokhran Solar Private Limited. As a result, ACME Eco Clean Energy Private Limited has become a step-down subsidiary of the Company.

*(Note: After the end of the reporting audit period and before the date of signing this report, the Company has reacquired 49% equity stake of ACME Eco Clean Energy Private Limited from ACME Pokhran Solar Private Limited)*

- d. The Company transferred its entire stake of its subsidiary companies, namely ACME Urja One Private Limited, ACME Urja Two Private Limited, ACME Sun Power Private Limited, ACME Surya Power Private Limited, ACME Solartech Private Limited and Acme Delta Urja Private Limited (formerly known as ACME Surya Energy Private Limited) to ACME Cleantech Solutions Private Limited. Consequently, these subsidiary companies ceased to be a subsidiary of the Company during the reporting audit period.

*(Note: After the end of the reporting audit period and before the date of signing this report, the Company has reacquired 100% equity stake of ACME Urja One Private Limited, ACME Urja Two Private Limited, ACME Sun Power Private Limited and ACME Surya Power Private Limited from ACME Cleantech Solutions Private Limited. Further, the Company has reacquired 49% equity stake of ACME Solartech Private Limited from ACME Cleantech Solutions Private Limited while remaining 51.00% continues to be held by ACME Cleantech Solutions Private Limited.)*

**For KATIRA & ASSOCIATES**

*(Company Secretaries)*

*(Firm Unique Code: S2017UP513100)*

**Hirendra Rajendra Katira**

*(Sole Proprietor)*

*FCS No: 12657 | CP No: 17668*

*Peer Review No: 3798/2023*

*UDIN:*

Place:

Date:

*This Report is to be read with our letter of even date which is annexed as Annexure A-1 and Forms an integral part of this report.*

To,  
The Members,  
**ACME SOLAR HOLDINGS LIMITED**  
**(formerly known as ACME SOLAR HOLDINGS PRIVATE LIMITED)**  
PLOT NO. 152, SECTOR-44,  
GURUGRAM – 122002, HARYANA, INDIA

Our report of even date is to be read along with this letter.

1. Maintenance of Secretarial record is the responsibility of the management of the Company. Our responsibility is to express an opinion on these secretarial records based on our audit.
2. We have followed the audit practices and process as were appropriate to obtain reasonable assurance about the correctness of the contents of the Secretarial records. The verification was done on test basis to ensure that correct facts are reflected in Secretarial records. We believe that the process and practices, we followed provide a reasonable basis for our opinion.
3. We have not verified the correctness and appropriateness of financial records and Books of Accounts of the Company.
4. Wherever required, we have obtained the Management Representation about the Compliance of laws, rules and regulations and happening of events etc.
5. The Compliance of the provisions of Corporate and other applicable laws, rules, regulations, standards is the responsibility of management. Our examination was limited to the verification of procedure on test basis.
6. The Secretarial Audit report is neither an assurance as to the future viability of the Company nor of the efficacy or effectiveness with which the management has conducted the affairs of the Company.

**For KATIRA & ASSOCIATES**  
*(Company Secretaries)*  
*(Firm Unique Code: S2017UP513100)*

**Hirendra Rajendra Katira**  
Proprietor  
*FCS No: 12657 | CP No: 17668*  
*Peer Review No: 3798/2023*  
*UDIN:*

Place:

Date:

**Annexure C**

**FORM NO. AOC -2**

(Pursuant to clause (h) of sub-section (3) of section 134 of the Act and Rule 8(2) of the Companies (Accounts) Rules, 2014.

**Form for Disclosure of particulars of contracts/arrangements entered into by the company with related parties referred to in sub section (1) of section 188 of the Companies Act, 2013 including certain arm's length transaction under third proviso thereto**

**1. Details of contracts or arrangements or transactions not at arm's length basis.-**

There were no contracts or arrangements or transactions entered into during the year ended 31<sup>st</sup> March, 2024, which were not at arm's length basis.

**2. Details of material contracts or arrangements or transactions at arm's length basis.**

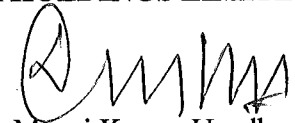
The details of material contracts or arrangements or transactions at arm's length basis for the year ended 31<sup>st</sup> March 2024 are as follows:

<b>SL. No.</b>	<b>Particulars</b>	<b>Details</b>		
a)	Name(s) of the related party & nature of relationship	ACME Solar Energy Private Limited, Subsidiary	ACME Phalodi Solar Energy Private Limited, Subsidiary	ACME Deoghar Solar Power Private Limited, Subsidiary
b)	Nature of contracts / arrangements / transaction	Operation and Maintenance	Engineering, Procurement and Construction (EPC) Service and Supply	Engineering, Procurement and Construction (EPC) Service and Supply
c)	Duration of the contracts / arrangements / transaction	As per O&M Contract	As per EPC Contract	As per EPC Contract
d)	Salient terms of the contracts or arrangements or transaction including the value, if any	The related party transaction (RPT) entered into during the year under review is in ordinary course and on arms' length basis. Transaction Value for the F.Y. 2023-24 is INR 1,359.28 Millions	The related party transaction (RPT) entered into during the year under review is in ordinary course and on arms' length basis. Transaction Value for the F.Y. 2023-24 is INR 1539.66 Millions	The related party transaction (RPT) entered into during the year under review is in ordinary course and on arms' length basis. Transaction Value for the F.Y. 2023-24 is INR 1447.71 Millions
e)	Date(s) of approval by the	Since the RPT is in ordinary course and on	Since the RPT is in ordinary	Since the RPT is in ordinary

	Board	arms' length basis, approval of the Board is not applicable.	course and on arms' length basis, approval of the Board is not applicable.	course and on arms' length basis, approval of the Board is not applicable.
f)	Amount paid as advances, if any	Operation and Maintenance – NIL	Engineering, Procurement and Construction advance – NIL	Engineering, Procurement and Construction advance – NIL

For & on behalf of the Board of Directors of  
**ACME SOLAR HOLDINGS LIMITED**

Place: Gurugram  
Date: 30<sup>th</sup> August, 2024



Manoj Kumar Upadhyay  
DIN: 01282332  
Chairman & Managing Director

**"Annexure D"**

**Information as per Rule 5(2) of the Companies (Appointment and Remuneration of Managerial Personnel) Rules, 2014 and forming part of the Directors' Report for the Period ended March 31, 2024**

S. No.	Name of Employee	Designation	Qualification	Age	Date of Joining	Experience (in Years)	Gross Remuneration	Last Employment	% Share-holding in Company
1	NIKHIL DHINGRA	Chief Executive Officer	MBA	43	03-Feb-23	1	39002400	Oriental Tollways	-
2	ANKUR KUMAR	President	MBA	46	06-Apr-21	2	21784079	Apolline Energia Pvt Ltd	-
3	NEERAJ GUPTA	Chief Financial Officer	MBA	45	01-Nov-16	7	16944038	Moser Baer India Ltd	-
4	RAHULA KUMAR KASHYAPA	Chief Commercial Officer	MBA	46	28-Jul-23	1	14613456	ReNew Power	-
5	AMIT GUPTA	President	MBA,CS,LLB	45	21-Sept-20	3	12594008	Vikram Solar	-
6	SHASHI SHEKHAR	Director	Graduate	67	02-Jan-18	6	11741348	-	-
7	ARUN CHOPRA	Executive Vice President	MBA,CMA	50	21-Sept-18	5	11014362	RattanIndia Power Ltd	-
8	MANISH TAYAL	Senior Vice President	M.E.	55	05-Sept-22	1	10668344	M.B. Power Ltd. Delhi	-
9	RAJESH KUMAR	Senior Vice President	CA	51	22-Sept-21	2	9744145	Wellstone	-
10	SUBHASH KUMAR	Director	CS	62	01-Mar-23	1	9423996	ONGC	-


**Notes:**

1. None of the above except Mr. Manoj Kumar Upadhyay is relative of directors or key managerial personnel of the Company.
2. The above table is based on payouts made during the year.
3. All the employees are on company's roll.

**Date: 30<sup>th</sup> August, 2024**

**Place: Haryana**

**By Order of the Board of Directors  
For ACME SOLAR HOLDINGS LIMITED**

  
**Manoj Kumar Upadhyay**  
Chairman and Managing Director  
DIN: 01282332



**Walker Chandiook & Co LLP**  
Chartered Accountants  
Firm Registration No.: 001076N/N500013  
21st Floor, DLF Square,  
Jacaranda Marg, DLF Phase II,  
Gurugram, Haryana 122002

**S. Tekriwal & Associates**  
Chartered Accountants  
Firm Registration No: 009612N  
B4/237, LGF,  
Safdarjung Enclave,  
New Delhi 110029

## **Independent Auditor's Report**

**To the Members of ACME Solar Holdings Limited (formerly known as ACME Solar Holdings Private Limited)**

### **Report on the Audit of the Standalone Financial Statements**

#### **Opinion**

1. We have audited the accompanying standalone financial statements of ACME Solar Holdings Limited (formerly known as ACME Solar Holdings Private Limited) ('the Company'), which comprise the Balance Sheet as at 31 March 2024, the Statement of Profit and Loss (including Other Comprehensive Income), the Statement of Cash Flow and the Statement of Changes in Equity for the year then ended, and notes to the standalone financial statements, including material accounting policy information and other explanatory information.
2. In our opinion and to the best of our information and according to the explanations given to us, the aforesaid standalone financial statements give the information required by the Companies Act, 2013 ('the Act') in the manner so required and give a true and fair view in conformity with the Indian Accounting Standards ('Ind AS') specified under section 133 of the Act read with the Companies (Indian Accounting Standards) Rules, 2015 and other accounting principles generally accepted in India, of the state of affairs of the Company as at 31 March 2024, and its profit (including other comprehensive income), its cash flows and the changes in equity for the year ended on that date.

#### **Basis for Opinion**

3. We conducted our audit in accordance with the Standards on Auditing specified under section 143(10) of the Act. Our responsibilities under those standards are further described in the Auditor's Responsibilities for the Audit of the Standalone Financial Statements section of our report. We are independent of the Company in accordance with the Code of Ethics issued by the Institute of Chartered Accountants of India ('ICAI') together with the ethical requirements that are relevant to our audit of the financial statements under the provisions of the Act and the rules thereunder, and we have fulfilled our other ethical responsibilities in accordance with these requirements and the Code of Ethics. We believe that the audit evidence we have obtained is sufficient and appropriate to provide a basis for our opinion.

#### **Information other than the Financial Statements and Auditor's Report thereon**

4. The Company's Board of Directors are responsible for the other information. Other information does not include the standalone financial statements and our auditor's report thereon.

Our opinion on the standalone financial statements does not cover the other information and we do not express any form of assurance conclusion thereon.

In connection with our audit of the standalone financial statements, our responsibility is to read the other information and, in doing so, consider whether the other information is materially inconsistent with the standalone financial statements or our knowledge obtained in the audit or otherwise appears to be materially misstated.

The Director Report is not made available to us at the date of this auditor's report. We have nothing to report in this regard.

**Responsibilities of Management and Those Charged with Governance for the Standalone Financial Statements**

5. The accompanying standalone financial statements have been approved by the Company's Board of Directors. The Company's Board of Directors are responsible for the matters stated in section 134(5) of the Act with respect to the preparation and presentation of these standalone financial statements that give a true and fair view of the financial position, financial performance including other comprehensive income, changes in equity and cash flows of the Company in accordance with the Ind AS specified under section 133 of the Act and other accounting principles generally accepted in India. This responsibility also includes maintenance of adequate accounting records in accordance with the provisions of the Act for safeguarding of the assets of the Company and for preventing and detecting frauds and other irregularities; selection and application of appropriate accounting policies; making judgments and estimates that are reasonable and prudent; and design, implementation and maintenance of adequate internal financial controls, that were operating effectively for ensuring the accuracy and completeness of the accounting records, relevant to the preparation and presentation of the financial statements that give a true and fair view and are free from material misstatement, whether due to fraud or error.
6. In preparing the financial statements, the Board of Directors are responsible for assessing the Company's ability to continue as a going concern, disclosing, as applicable, matters related to going concern and using the going concern basis of accounting unless the Board of Directors either intend to liquidate the Company or to cease operations, or has no realistic alternative but to do so.
7. Those Board of Directors are also responsible for overseeing the Company's financial reporting process.

**Auditor's Responsibilities for the Audit of the Standalone Financial Statements**

8. Our objectives are to obtain reasonable assurance about whether the financial statements as a whole are free from material misstatement, whether due to fraud or error, and to issue an auditor's report that includes our opinion. Reasonable assurance is a high level of assurance, but is not a guarantee that an audit conducted in accordance with Standards on Auditing will always detect a material misstatement when it exists. Misstatements can arise from fraud or error and are considered material if, individually or in the aggregate, they could reasonably be expected to influence the economic decisions of users taken on the basis of these financial statements.
9. As part of an audit in accordance with Standards on Auditing, specified under section 143(10) of the Act we exercise professional judgment and maintain professional skepticism throughout the audit. We also:
  - Identify and assess the risks of material misstatement of the financial statements, whether due to fraud or error, design and perform audit procedures responsive to those risks, and obtain audit evidence that is sufficient and appropriate to provide a basis for our opinion. The risk of not detecting a material misstatement resulting from fraud is higher than for one resulting from error, as fraud may involve collusion, forgery, intentional omissions, misrepresentations, or the override of internal control;
  - Obtain an understanding of internal control relevant to the audit in order to design audit procedures that are appropriate in the circumstances. Under section 143(3)(i) of the Act we are also responsible for expressing our opinion on whether the Company has adequate internal financial controls with reference to financial statements in place and the operating effectiveness of such controls;
  - Evaluate the appropriateness of accounting policies used and the reasonableness of accounting estimates and related disclosures made by management;
  - Conclude on the appropriateness of Board of Directors' use of the going concern basis of accounting and, based on the audit evidence obtained, whether a material uncertainty exists related to events or conditions that may cast significant doubt on the Company's ability to continue as a going concern. If we conclude that a material uncertainty exists, we are required to draw attention in our auditor's report to the related disclosures in the financial statements or, if such disclosures are inadequate, to modify our opinion. Our conclusions are based on the audit evidence obtained up to the date of our

auditor's report. However, future events or conditions may cause the Company to cease to continue as a going concern; and

- Evaluate the overall presentation, structure and content of the financial statements, including the disclosures, and whether the financial statements represent the underlying transactions and events in a manner that achieves fair presentation.
10. We communicate with those charged with governance regarding, among other matters, the planned scope and timing of the audit and significant audit findings, including any significant deficiencies in internal control that we identify during our audit.

**Report on Other Legal and Regulatory Requirements**

11. Based on our audit, we report that the provisions of section 197 read with Schedule V to the Act are not applicable to the Company since the Company is not a public company as defined under section 2(71) of the Act as of 31 March 2024. Accordingly, reporting under section 197(16) is not applicable.
12. As required by the Companies (Auditor's Report) Order, 2020 ('the Order') issued by the Central Government of India in terms of section 143(11) of the Act we give in the Annexure A a statement on the matters specified in paragraphs 3 and 4 of the Order, to the extent applicable.
13. Further to our comments in Annexure A, as required by section 143(3) of the Act based on our audit, we report, to the extent applicable, that:
- a) We have sought and obtained all the information and explanations which to the best of our knowledge and belief were necessary for the purpose of our audit of the accompanying standalone financial statements;
  - b) In our opinion, proper books of account as required by law have been kept by the Company so far as it appears from our examination of those books except for the matters stated in paragraph 13(h)(vi) below on reporting under Rule 11(g) of the Companies (Audit and Auditors) Rules, 2014 (as amended);
  - c) The standalone financial statements dealt with by this report are in agreement with the books of account;
  - d) In our opinion, the aforesaid standalone financial statements comply with Ind AS specified under section 133 of the Act;
  - e) On the basis of the written representations received from the directors and taken on record by the Board of Directors, none of the directors is disqualified as on 31 March 2024 from being appointed as a director in terms of section 164(2) of the Act;
  - f) The qualification relating to the maintenance of accounts and other matters connected therewith are as stated in paragraph 13(b) above on reporting under section 143(3)(b) of the Act and paragraph 13(h)(vi) below on reporting under Rule 11(g) of the Companies (Audit and Auditors) Rules, 2014 (as amended);
  - g) With respect to the adequacy of the internal financial controls with reference to financial statements of the Company as on 31 March 2024 and the operating effectiveness of such controls, refer to our separate Report in Annexure B wherein we have expressed an unmodified opinion; and
  - h) With respect to the other matters to be included in the Auditor's Report in accordance with rule 11 of the Companies (Audit and Auditors) Rules, 2014 (as amended), in our opinion and to the best of our information and according to the explanations given to us:
    - i. The Company, as detailed in note 41 to the standalone financial statements, has disclosed the impact of pending litigation on its financial position as at 31 March 2024;

- ii. The Company did not have any long-term contracts including derivative contracts for which there were any material foreseeable losses as at 31 March 2024;
- iii. There were no amounts which were required to be transferred to the Investor Education and Protection Fund by the Company during the year ended 31 March 2024;
- iv. (a) The management has represented that, to the best of its knowledge and belief, as disclosed in note 44(h) to the standalone financial statements, no funds have been advanced or loaned or invested (either from borrowed funds or securities premium or any other sources or kind of funds) by the Company to or in any person(s) or entity(ies), including foreign entities ('the intermediaries'), with the understanding, whether recorded in writing or otherwise, that the intermediary shall, whether, directly or indirectly lend or invest in other persons or entities identified in any manner whatsoever by or on behalf of the Company ('the Ultimate Beneficiaries') or provide any guarantee, security or the like on behalf the Ultimate Beneficiaries;
- (b) The management has represented that, to the best of its knowledge and belief, as disclosed in note 44(i) to the standalone financial statements, no funds have been received by the Company from any person(s) or entity(ies), including foreign entities ('the Funding Parties'), with the understanding, whether recorded in writing or otherwise, that the Company shall, whether directly or indirectly, lend or invest in other persons or entities identified in any manner whatsoever by or on behalf of the Funding Party ('Ultimate Beneficiaries') or provide any guarantee, security or the like on behalf of the Ultimate Beneficiaries; and
- (c) Based on such audit procedures performed as considered reasonable and appropriate in the circumstances, nothing has come to our notice that has caused us to believe that the management representations under sub-clauses (a) and (b) above contain any material misstatement.
- v. The Company has not declared or paid any dividend during the year ended 31 March 2024.
- vi. Based on our examination which included test checks, the Company, in respect of financial year commencing on 1 April 2023, has used accounting software for maintaining its books of account which has a feature of recording audit trail (edit log) facility and the same has operated throughout the year for all relevant transactions recorded in the software except that, audit trail feature was not enabled at database level for accounting software SAP HANA to log any direct data changes, as described in note 49 to the standalone financial statements. Further, during the course of our audit we did not come across any instance of audit trail feature being tampered with in respect of the accounting software where such feature is enabled.

For **Walker Chandiook & Co LLP**  
Chartered Accountants  
Firm's Registration No.: 001076N/N500013

For **S. Tekriwal & Associates**  
Chartered Accountants  
Firm Registration No.: 009612N

**Anamitra Das**  
Partner  
Membership No.: 062191  
UDIN: 24062191BKDFYW3737

**Shishir Tekriwal**  
Partner  
Membership No.: 088262  
UDIN: 24088262BKASWC9013

**Place:** Dallas, Texas  
**Date:** 22 June 2024

**Place:** New Delhi  
**Date:** 22 June 2024

**Annexure A referred to in Paragraph 12 of the Independent Auditor's Report of even date to the members of ACME Solar Holdings Limited (formerly known as ACME Solar Holdings Private Limited) on the standalone financial statements for the year ended 31 March 2024**

In terms of the information and explanations sought by us and given by the Company and the books of account and records examined by us in the normal course of audit, and to the best of our knowledge and belief, we report that:

- (i) (a) (A) The Company has maintained proper records showing full particulars, including quantitative details and situation of property, plant and equipment.
- (B) The Company does not have any intangible assets and accordingly, reporting under clause 3(i)(a)(B) of the Companies (Auditor's Report) Order, 2020 (hereinafter referred to as 'the Order') is not applicable to the Company.
- (b) The property, plant and equipment have been physically verified by the management during the year and no material discrepancies were noticed on such verification. In our opinion, the frequency of physical verification programme adopted by the Company, is reasonable having regard to the size of the Company and the nature of its assets.
- (c) The title deeds of all the immovable properties (including investment properties) held by the Company (other than properties where the Company is the lessee and the lease agreements are duly executed in favour of the lessee), disclosed in Note 4 to the standalone financial statements, are held in the name of the Company.
- (d) The Company has adopted cost model for its Property, Plant and Equipment. Further, the Company does not hold any right of use assets and intangible assets. Accordingly, reporting under clause 3(i)(d) of the Order is not applicable to the Company.
- (e) No proceedings have been initiated or are pending against the Company for holding any benami property under the Prohibition of Benami Property Transactions Act, 1988 (as amended) and rules made thereunder.
- (ii) (a) The Company does not hold any inventory. Accordingly, reporting under clause 3(ii)(a) of the Order is not applicable to the Company.
- (b) The Company has not been sanctioned working capital limits by banks or financial institutions on the basis of security of current assets at any point of time during the year. Accordingly, reporting under clause 3(ii)(b) of the Order is not applicable to the Company.
- (iii) The Company has not provided any security or granted any advances in the nature of loans to companies, firms, limited liability partnerships during the year. Further, the Company has made investments in, provided guarantee and granted unsecured loans to companies during the year, in respect of which:
- (a) The Company has provided loans or guarantee to Subsidiaries and Others during the year as per details given below:

Particulars	Guarantees (Rs. in million)	Loans (Rs. in million)
Aggregate amount provided/granted during the year:		
- Subsidiaries	11,552.28	6,818.96
- Others	546.21	3,295.00
Balance outstanding as at balance sheet date in respect of above cases:		
- Subsidiaries	11,552.28	1,705.15
- Others	546.21	-

**Annexure A referred to in Paragraph 12 of the Independent Auditor's Report of even date to the members of ACME Solar Holdings Limited (formerly known as ACME Solar Holdings Private Limited) on the standalone financial statements for the year ended 31 March 2024**

- (b) In our opinion, and according to the information and explanations given to us, the investments made, guarantees provided and terms and conditions of the grant of all loans are, prima facie, not prejudicial to the interest of the Company.
- (c) In respect of loans granted by the Company, the schedule of repayment of principal has not been stipulated and accordingly, we are unable to comment as to whether the repayments of principal are regular. Further, no interest is receivable on such loans.
- (d) In the absence of stipulated schedule of repayment of principal in respect of loans, we are unable to comment as to whether there is any amount which is overdue for more than 90 days. Reasonable steps have been taken by the Company for recovery of such principal amounts. Further, no interest is receivable on such loan.
- (e) In respect of loans granted by the Company, the schedule of repayment of principal has not been stipulated. Further, no interest is receivable on such loans. According to the information and explanation given to us, such loans have not been demanded for repayment as on date.
- (f) The Company has granted loans which are repayable on demand, as per details below:

Particulars	All Parties (Rs. in million)	Related parties (Rs. in million)
Aggregate of loans		
- Repayable on demand (A)	1,705.15	1,705.15
- Agreement does not specify any terms or period of repayment (B)	-	-
Total (A+B)	1,705.15	1,705.15
Percentage of loans to the total loans	100%	100%

- (iv) In our opinion, and according to the information and explanations given to us, the Company has complied with the provisions of sections 185 and 186 of the Act in respect of loans and investments made and guarantees and security provided by it, as applicable.
- (v) In our opinion, and according to the information and explanations given to us, the Company has not accepted any deposits or there is no amount which has been considered as deemed deposit within the meaning of sections 73 to 76 of the Act and the Companies (Acceptance of Deposits) Rules, 2014 (as amended). Accordingly, reporting under clause 3(v) of the Order is not applicable to the Company.
- (vi) The Central Government has not specified maintenance of cost records under sub-section (1) of section 148 of the Act, in respect of Company's products/business activity. Accordingly, reporting under clause 3(vi) of the Order is not applicable.
- (vii) (a) In our opinion, and according to the information and explanations given to us, undisputed statutory dues including goods and services tax, provident fund, employees' state insurance, income-tax, sales-tax, service tax, duty of customs, duty of excise, value added tax, cess and other material statutory dues, as applicable, have generally been regularly deposited with the appropriate authorities by the Company, though there have been slight delays in few cases. Further, no undisputed amounts payable in respect thereof were outstanding at the year-end for a period of more than six months from the date they became payable.
- (b) According to the information and explanations given to us, there are no statutory dues referred in sub-clause (a) which have not been deposited with the appropriate authorities on account of any dispute except for the following:

**Annexure A referred to in Paragraph 12 of the Independent Auditor's Report of even date to the members of ACME Solar Holdings Limited (formerly known as ACME Solar Holdings Private Limited) on the standalone financial statements for the year ended 31 March 2024**

(Rs. in million)

Name of the statute	Nature of dues	Gross Amount	Amount paid under Protest	Period to which the amount relates	Forum where dispute is pending
Central Goods and Services Tax Act, 2017	Demand on account of short payment of GST on procurement of goods	18.08	-	August 2019 to December 2020	Commissioner of CGST and Central Excise
Income Tax Act, 1961	Demand of income tax on account of addition in interest income	4.54	0.91	AY 2018-19	Commissioner of Income-tax (Appeals)

- (viii) According to the information and explanations given to us, no transactions were surrendered or disclosed as income during the year in the tax assessments under the Income Tax Act, 1961 (43 of 1961) which have not been recorded in the books of accounts.
- (ix) (a) According to the information and explanations given to us, the Company has not defaulted in repayment of its loans or borrowings or in the payment of interest thereon to any lender.
- (b) According to the information and explanations given to us including representation received from the management of the Company, and on the basis of our audit procedures, we report that the Company has not been declared a willful defaulter by any bank or financial institution or other lender.
- (c) In our opinion and according to the information and explanations given to us, money raised by way of term loans were applied for the purposes for which these were obtained.
- (d) In our opinion and according to the information and explanations given to us, the Company has not raised any funds on short term basis during the year. Accordingly, reporting under clause 3(ix)(d) of the Order is not applicable to the Company.
- (e) According to the information and explanations given to us and on an overall examination of the financial statements of the Company, the Company has not taken any funds from any entity or person on account of or to meet the obligations of its subsidiaries.
- (x) (a) The Company has not raised any money by way of initial public offer or further public offer (including debt instruments), during the year. Accordingly, reporting under clause 3(x)(a) of the Order is not applicable to the Company.
- (b) According to the information and explanations given to us, the Company has not made any preferential allotment or private placement of shares or (fully, partially or optionally) convertible debentures during the year. Accordingly, reporting under clause 3(x)(b) of the Order is not applicable to the Company.
- (xi) (a) To the best of our knowledge and according to the information and explanations given to us, no fraud by the Company or no fraud on the Company has been noticed or reported during the period covered by our audit.
- (b) According to the information and explanations given to us including the representation made to us by the management of the Company, no report under sub-section 12 of section 143 of the Act has been filed by the auditors in Form ADT-4 as prescribed under Rule 13 of Companies (Audit and Auditors) Rules, 2014, with the Central Government for the period covered by our audit.

**Annexure A referred to in Paragraph 12 of the Independent Auditor's Report of even date to the members of ACME Solar Holdings Limited (formerly known as ACME Solar Holdings Private Limited) on the standalone financial statements for the year ended 31 March 2024**

- (c) According to the information and explanations given to us including the representation made to us by the management of the Company, there are no whistle-blower complaints received by the Company during the year.
- (xii) The Company is not a Nidhi Company and the Nidhi Rules, 2014 are not applicable to it. Accordingly, reporting under clause 3(xii) of the Order is not applicable to the Company.
- (xiii) In our opinion and according to the information and explanations given to us, all transactions entered into by the Company, with the related parties are in compliance with section 188 of the Act. The details of such related party transactions have been disclosed in the standalone financial statements etc., as required under Indian Accounting Standard (Ind AS) 24, Related Party Disclosures specified in Companies (Indian Accounting Standards) Rules 2015 as prescribed under section 133 of the Act. Further, according to the information and explanations given to us, the Company is not required to constitute an audit committee under section 177 of the Act as of 31 March 2024.
- (xiv) (a) In our opinion and according to the information and explanations given to us, the Company has an internal audit system as required under section 138 of the Act which is commensurate with the size and nature of its business.  
  
(b) We have considered the reports issued by the Internal Auditors of the Company till date for the period under audit.
- (xv) According to the information and explanation given to us, the Company has not entered into any non-cash transactions with its directors or persons connected with them and accordingly, provisions of section 192 of the Act are not applicable to the Company.
- (xvi) (a) The Company is not required to be registered under section 45-IA of the Reserve Bank of India Act, 1934. Accordingly, reporting under clauses 3(xvi)(a),(b) and (c) of the Order are not applicable to the Company.  
  
(b) Based on the information and explanations given to us and as represented by the management of the Company, the Group (as defined in Core Investment Companies (Reserve Bank) Directions, 2016) does not have any CIC
- (xvii) The Company has not incurred cash losses in the current financial year but had incurred cash losses amounting to Rs. 485.02 million in the immediately preceding financial year.
- (xviii) There has been no resignation of the statutory auditors during the year. Accordingly, reporting under clause 3(xviii) of the Order is not applicable to the Company.
- (xix) According to the information and explanations given to us and on the basis of the financial ratios, ageing and expected dates of realisation of financial assets and payment of financial liabilities, other information in the standalone financial statements, our knowledge of the plans of the Board of Directors and management and based on our examination of the evidence supporting the assumptions, nothing has come to our attention, which causes us to believe that any material uncertainty exists as on the date of the audit report indicating that Company is not capable of meeting its liabilities existing at the date of balance sheet as and when they fall due within a period of one year from the balance sheet date. We, however, state that this is not an assurance as to the future viability of the Company. We further state that our reporting is based on the facts up to the date of the audit report and we neither give any guarantee nor any assurance that all liabilities falling due within a period of one year from the balance sheet date, will get discharged by the company as and when they fall due.
- (xx) According to the information and explanations given to us, the Company has met the criteria as specified under sub-section (1) of section 135 of the Act read with the Companies (Corporate Social Responsibility Policy) Rules, 2014, however, in the absence of average net profits in the



**Annexure A referred to in Paragraph 12 of the Independent Auditor's Report of even date to the members of ACME Solar Holdings Limited (formerly known as ACME Solar Holdings Private Limited) on the standalone financial statements for the year ended 31 March 2024**

immediately three preceding years, there is no requirement for the Company to spend any amount under sub-section (5) of section 135 of the Act. Accordingly, reporting under clause 3(xx) of the Order is not applicable to the Company.

(xxi) The reporting under clause 3(xxi) is not applicable in respect of audit of standalone financial statements of the Company. Accordingly, no comment has been included in respect of said clause under this report.

For **Walker Chandiook & Co LLP**  
Chartered Accountants  
Firm's Registration No.: 001076N/N500013

For **S. Tekriwal & Associates**  
Chartered Accountants  
Firm Registration No.: 009612N

**Anamitra Das**  
Partner  
Membership No.: 062191  
UDIN: 24062191BKDFYW3737

**Shishir Tekriwal**  
Partner  
Membership No.: 088262  
UDIN: 24088262BKASWC9013

**Place:** Dallas, Texas  
**Date:** 22 June 2024

**Place:** New Delhi  
**Date:** 22 June 2024

**Annexure B to the Independent Auditor's Report of even date to the members of ACME Solar Holdings Limited (formerly known as ACME Solar Holdings Private Limited) on the standalone financial statements for the year ended 31 March 2024**

**Independent Auditor's Report on the internal financial controls with reference to the financial statements under Clause (i) of Sub-section 3 of Section 143 of the Companies Act, 2013 ('the Act')**

1. In conjunction with our audit of the standalone financial statements of ACME Solar Holdings Limited (formerly known as ACME Solar Holdings Private Limited) ('the Company') as at and for the year ended 31 March 2024, we have audited the internal financial controls with reference to financial statements of the Company as at that date.

**Responsibilities of Management and Those Charged with Governance for Internal Financial Controls**

2. The Company's Board of Directors is responsible for establishing and maintaining internal financial controls based on the internal controls with reference to the financial statements criteria established by the Company considering the essential component of internal control stated in Guidance note on Audit of Internal Financial Controls over Financial Reporting issued by the Institute of Chartered Accountant of India. These responsibilities include the design, implementation and maintenance of adequate internal financial controls that were operating effectively for ensuring the orderly and efficient conduct of the Company's business, including adherence to the Company's policies, the safeguarding of its assets, the prevention and detection of frauds and errors, the accuracy and completeness of the accounting records, and the timely preparation of reliable financial information, as required under the Act.

**Auditor's Responsibility for the Audit of the Internal Financial Controls with Reference to Financial Statements**

3. Our responsibility is to express an opinion on the Company's internal financial controls with reference to financial statements based on our audit. We conducted our audit in accordance with the Standards on Auditing issued by the Institute of Chartered Accountants of India ('ICAI') prescribed under Section 143(10) of the Act, to the extent applicable to an audit of internal financial controls with reference to financial statements, and the Guidance Note on Audit of Internal Financial Controls Over Financial Reporting ('the Guidance Note') issued by the ICAI. Those Standards and the Guidance Note require that we comply with ethical requirements and plan and perform the audit to obtain reasonable assurance about whether adequate internal financial controls with reference to financial statements were established and maintained and if such controls operated effectively in all material respects.
4. Our audit involves performing procedures to obtain audit evidence about the adequacy of the internal financial controls with reference to financial statements and their operating effectiveness. Our audit of internal financial controls with reference to financial statements includes obtaining an understanding of such internal financial controls, assessing the risk that a material weakness exists, and testing and evaluating the design and operating effectiveness of internal control based on the assessed risk. The procedures selected depend on the auditor's judgement, including the assessment of the risks of material misstatement of the financial statements, whether due to fraud or error.
5. We believe that the audit evidence we have obtained is sufficient and appropriate to provide a basis for our audit opinion on the Company's internal financial controls with reference to financial statements.

**Meaning of Internal Financial Controls with Reference to Financial Statements**

6. A company's internal financial controls with reference to financial statements is a process designed to provide reasonable assurance regarding the reliability of financial reporting and the preparation of financial statements for external purposes in accordance with generally accepted accounting principles. A company's internal financial controls with reference to financial statements include those policies and procedures that (1) pertain to the maintenance of records that, in reasonable detail, accurately and fairly reflect the transactions and dispositions of the assets of the company; (2) provide reasonable assurance that transactions are recorded as necessary to permit preparation of financial statements in accordance with generally accepted accounting principles, and that receipts and expenditures of the company are

**Annexure B to the Independent Auditor's Report of even date to the members of ACME Solar Holdings Limited (formerly known as ACME Solar Holdings Private Limited) on the standalone financial statements for the year ended 31 March 2024**

being made only in accordance with authorisations of management and directors of the company; and (3) provide reasonable assurance regarding prevention or timely detection of unauthorised acquisition, use, or disposition of the company's assets that could have a material effect on the financial statements.

**Inherent Limitations of Internal Financial Controls with Reference to Financial Statements**

7. Because of the inherent limitations of internal financial controls with reference to financial statements, including the possibility of collusion or improper management override of controls, material misstatements due to error or fraud may occur and not be detected. Also, projections of any evaluation of the internal financial controls with reference to financial statements to future periods are subject to the risk that the internal financial controls with reference to financial statements may become inadequate because of changes in conditions, or that the degree of compliance with the policies or procedures may deteriorate.

**Opinion**

8. In our opinion, the Company has, in all material respects, adequate internal financial controls with reference to financial statements and such controls were operating effectively as at 31 March 2024, based on the internal controls with reference to financial statements criteria established by the Company considering the essential component of internal control stated in Guidance note on Audit of Internal Financial Controls over Financial Reporting issued by the Institute of Chartered Accountant of India.

For **Walker Chandiook & Co LLP**  
Chartered Accountants  
Firm's Registration No.: 001076N/N500013

For **S. Tekriwal & Associates**  
Chartered Accountants  
Firm Registration No.: 009612N

**Anamitra Das**  
Partner  
Membership No.: 062191  
UDIN: 24062191BKDFYW3737

**Shishir Tekriwal**  
Partner  
Membership No.: 088262  
UDIN: 24088262BKASWC9013

**Place:** Dallas, Texas  
**Date:** 22 June 2024

**Place:** New Delhi  
**Date:** 22 June 2024

ACME Solar Holdings Limited (formerly known as ACME Solar Holdings Private Limited)  
CIN - U40106HR2015PLC102129  
Standalone Balance Sheet as at 31 March 2024

In Rs. million unless otherwise stated

Particulars	Notes	As at 31 March 2024	As at 31 March 2023
<b>Assets</b>			
<b>Non current assets</b>			
Property, Plant and Equipment	3	0.23	0.26
Investment Property	4	14.02	-
Financial assets			
Investments	5	41,147.31	41,622.94
Other financial assets	6	143.79	73.16
Deferred tax assets (net)	7	92.01	245.38
Non current tax assets (net)	8	-	608.66
Other non current assets	9	0.91	2.73
<b>Total non current assets</b>		<b>41,398.27</b>	<b>42,553.13</b>
<b>Current assets</b>			
Financial assets			
Investments	10	1,498.68	-
Trade receivables	11	1.90	140.94
Cash and cash equivalents	12	1,316.52	315.29
Other bank balances	13	1,338.35	2,727.27
Loans	14	1,705.15	3,323.80
Other financial assets	15	3,219.93	2,685.53
Other current assets	16	10,428.30	581.81
		<b>19,508.83</b>	<b>9,774.64</b>
Assets held for sale	46	0.05	0.05
<b>Total current assets</b>		<b>19,508.88</b>	<b>9,774.69</b>
<b>Total assets</b>		<b>60,907.15</b>	<b>52,327.82</b>
<b>Equity and liabilities</b>			
<b>Equity</b>			
Equity share capital	17	1,044.42	1,044.42
Instrument entirely in the nature of equity	18	6,500.00	6,500.00
Other equity	19	19,477.05	15,280.32
<b>Total equity</b>		<b>27,021.47</b>	<b>22,824.74</b>
<b>Non current liabilities</b>			
Financial liabilities			
Long term borrowings	20	16,937.75	9,757.60
Provisions	21	18.73	18.43
<b>Total non current liabilities</b>		<b>16,956.48</b>	<b>9,776.03</b>
<b>Current liabilities</b>			
Financial liabilities			
Short term borrowings	22	86.81	6,984.35
Trade payables			
Total outstanding dues of micro enterprises and small enterprises	23	60.76	65.20
Total outstanding dues of creditors other than micro enterprises and small enterprises		443.78	320.31
Other financial liabilities	24	5,402.20	1,160.57
Other current liabilities	25	10,671.06	11,192.22
Provisions	26	4.90	4.40
Current tax liabilities (net)	27	259.69	-
<b>Total current liabilities</b>		<b>16,929.20</b>	<b>19,727.05</b>
<b>Total equity and liabilities</b>		<b>60,907.15</b>	<b>52,327.82</b>

Summary of material accounting policy information

See accompanying notes forming part of the standalone financial statements

As per our report of even date attached

For Walker Chandio & Co LLP  
Chartered Accountants  
Firm's Registration No.: 001076N/N500013

For S. Tekriwal & Associates  
Chartered Accountants  
Firm Registration No.: 009612N

For and on behalf of the Board of Directors  
ACME Solar Holdings Limited  
(formerly known as ACME Solar Holdings Private Limited)

**Anamitra Das**  
Partner  
Membership No. 062191

**Shishir Tekriwal**  
Partner  
Membership No. 088262

**Manoj Kumar Upadhyay**  
Chairman and Managing Director  
DIN No. 01282332

**Nikhil Dhingra**  
Whole Time Director and  
Chief Executive Officer  
DIN No. 07835556

Place: Dallas, Texas  
Date: 22 June 2024

Place: New Delhi  
Date: 22 June 2024

Place: Gurugram  
Date: 22 June 2024

Place: Paris  
Date: 22 June 2024

**Purushottam Kejriwal**  
Chief Financial Officer  
Membership No. 061668

**Rajesh Sodhi**  
Company Secretary  
Membership No: F3043

Place: Gurugram  
Date: 22 June 2024

Place: Gurugram  
Date: 22 June 2024

ACME Solar Holdings Limited (formerly known as ACME Solar Holdings Private Limited)

CIN - U40106HR2015PLC102129

Standalone Statement of Profit and Loss for the year ended 31 March 2024

Particulars	Notes	In Rs. million unless otherwise stated	
		For the year ended 31 March 2024	For the year ended 31 March 2023
<b>Revenue</b>			
Revenue from operations	27	4,708.40	4,685.91
Other income	28	1,336.48	927.09
<b>Total revenue</b>		<b>6,044.88</b>	<b>5,613.00</b>
<b>Expenses</b>			
Construction expenses	29		
Cost of material consumed		3,771.66	3,424.57
Other construction expenses		628.61	1,002.52
Employee benefits expense	30	682.18	456.90
Finance costs	31	1,795.98	1,534.20
Depreciation and amortisation expense	32	0.03	0.03
Other expenses	33	182.87	74.19
<b>Total expense</b>		<b>7,061.33</b>	<b>6,492.41</b>
<b>Loss before exceptional items</b>		<b>(1,016.45)</b>	<b>(879.41)</b>
Exceptional Items	34	6,198.16	394.36
<b>Profit/ (loss) before tax</b>		<b>5,181.71</b>	<b>(485.05)</b>
<b>Tax expense</b>	7		
Current tax		832.25	-
Income tax adjustment relating to earlier year		0.83	0.58
Deferred tax credit		153.00	(183.13)
<b>Total tax expense/ (credit)</b>		<b>986.08</b>	<b>(182.55)</b>
<b>Profit/ (loss) for the year</b>		<b>4,195.63</b>	<b>(302.50)</b>
<b>Other comprehensive income</b>			
Items that will not be reclassified to profit and loss			
Remeasurements of defined benefit plans		1.47	0.19
Income tax relating to items that will not be reclassified to profit or loss		(0.37)	(0.05)
<b>Other comprehensive income</b>		<b>1.10</b>	<b>0.14</b>
<b>Total comprehensive income/ (loss)</b>		<b>4,196.73</b>	<b>(302.36)</b>
<b>Earnings/ (loss) per share</b>	39		
Basic Earnings/ (loss) per share		7.54	(0.54)
Diluted Earnings/ (loss) per share		7.54	(0.54)
Summary of material accounting policy information	1-51		
See accompanying notes forming part of the standalone financial statements			
As per our report of even date attached			

**For Walker Chandiook & Co LLP**  
Chartered Accountants  
Firm's Registration No.: 001076N/N500013

**For S. Tekriwal & Associates**  
Chartered Accountants  
Firm Registration No.: 009612N

**For and on behalf of the Board of Directors**  
ACME Solar Holdings Limited  
(formerly known as ACME Solar Holdings Private Limited)

**Anamitra Das**  
Partner  
Membership No. 062191

**Shishir Tekriwal**  
Partner  
Membership No. 088262

**Manoj Kumar Upadhyay**  
Chairman and Managing Director  
DIN No. 01282332

**Nikhil Dhingra**  
Whole Time Director and  
Chief Executive Officer  
DIN No. 07835556

Place: Dallas, Texas  
Date: 22 June 2024

Place: New Delhi  
Date: 22 June 2024

Place: Gurugram  
Date: 22 June 2024

Place: Paris  
Date: 22 June 2024

**Purushottam Kejriwal**  
Chief Financial Officer  
Membership No. 061668

Place: Gurugram  
Date: 22 June 2024

**Rajesh Sodhi**  
Company Secretary  
Membership No: F3043

Place: Gurugram  
Date: 22 June 2024

## ACME Solar Holdings Limited (formerly known as ACME Solar Holdings Private Limited)

CIN - U40106HR2015PLC102129

## Standalone Statement of Cash Flows for the year ended 31 March 2024

Particulars	In Rs. million unless otherwise stated	
	For the year ended 31 March 2024	For the year ended 31 March 2023
<b>A CASH FLOWS FROM OPERATING ACTIVITIES</b>		
Profit/ (loss) before tax	5,181.71	(485.05)
<b>Adjustments for:</b>		
Depreciation expense	0.03	0.03
Finance costs	1,795.98	1,534.20
Interest income	(1,321.86)	(919.05)
Exceptional items	(6,198.16)	(394.47)
Gain on foreign exchange fluctuation	(0.51)	-
<b>Operating loss before working capital changes</b>	<b>(542.81)</b>	<b>(264.34)</b>
<b>Movement in working capital</b>		
Decrease in trade receivables	139.04	524.21
(Increase)/ decrease in other current and non-current financial assets	(122.17)	177.12
(Increase)/ decrease in other current and non-current assets	(9,844.67)	610.36
Increase/ (decrease) in trade payables	119.03	(2,241.54)
Increase/ (decrease) in other current and non-current financial liabilities	3,822.36	(37.20)
Increase in current and non-current provisions	2.27	3.81
(Decrease)/ increase in other current and non-current liabilities	(520.65)	8,722.09
<b>Cash flows (used in)/ generated from operating activities post working capital changes</b>	<b>(6,947.60)</b>	<b>7,494.51</b>
Income tax refund/ (paid) (net)	51.95	(331.19)
<b>Cash flows (used in)/ generated from operating activities post working capital changes (A)</b>	<b>(6,895.65)</b>	<b>7,163.32</b>
<b>B CASH FLOWS FROM INVESTING ACTIVITIES</b>		
Purchase of property, plant and equipment	-	(0.29)
Interest received from deposits and others	821.73	169.76
Proceeds from sale of investment in subsidiaries (refer note 47)	9,574.05	1,103.49
Contingent consideration related to investment disposed in earlier years	274.61	168.69
Investment in optionally convertible debetures of subsidiaries	(1,009.68)	-
Investment in compulsorily convertible debetures of subsidiaries	(1,295.24)	-
Purchase of Investment Property	(14.02)	-
Investment in equity share capital of subsidiary company	(1,450.61)	(929.96)
Investment in Commerical Papers	(1,498.68)	-
Investment in fixed deposits	1,391.37	(1,961.61)
Loans repayment from/ (given to) related parties (net)	580.62	(6,202.70)
<b>Net cash flows generated from/ (used in) investing activities (B)</b>	<b>7,374.15</b>	<b>(7,652.62)</b>
<b>C CASH FLOWS FROM FINANCING ACTIVITIES<sup>§</sup></b>		
Proceeds from long term borrowings	2,977.96	-
Repayment of long term borrowings	(1,012.12)	(2,319.05)
Proceeds from short term borrowings (net)	-	1,399.44
Finance costs paid	(1,443.11)	(846.14)
<b>Net cash flows generated from/ (used in) investing activities (C)</b>	<b>522.73</b>	<b>(1,765.75)</b>
Increase/ (decrease) in cash and cash equivalents (A+B+C)	1,001.23	(2,255.05)
Cash and cash equivalents at the beginning of the year	315.29	2,570.34
Cash and cash equivalents at the end of the year (refer note 12)	1,316.52	315.29

\*Refer note 42 for reconciliation of liabilities from financing activities

Summary of material accounting policy information

See accompanying notes forming part of the standalone financial statements

As per our report of even date attached

1-51

**For Walker Chandio & Co LLP**Chartered Accountants  
Firm's Registration No.: 001076N/N500013**For S. Tekriwal & Associates**Chartered Accountants  
Firm Registration No.: 009612N**For and on behalf of the Board of Directors**ACME Solar Holdings Limited  
(formerly known as ACME Solar Holdings Private Limited)**Anamitra Das**

Partner

Membership No. 062191

Place: Dallas, Texas

Date: 22 June 2024

**Shishir Tekriwal**

Partner

Membership No. 088262

Place: New Delhi

Date: 22 June 2024

**Manoj Kumar Upadhyay**

Chairman and Managing Director

DIN No. 01282332

Place: Gurugram

Date: 22 June 2024

**Nikhil Dhingra**Whole Time Director and Chief  
Executive Officer

DIN No. 07835556

Place: Paris

Date: 22 June 2024

**Purushottam Kejriwal**Chief Financial Officer  
Membership No. 061668

Place: Gurugram

Date: 22 June 2024

**Rajesh Sodhi**Company Secretary  
Membership No: F3043

Place: Gurugram

Date: 22 June 2024

ACME Solar Holdings Limited (formerly known as ACME Solar Holdings Private Limited)

CIN - U40106HR2015PLC102129

Standalone Statement of changes in equity for the year ended 31 March 2024

**A Equity share capital**

In Rs. million unless otherwise stated

Particulars	Balance as at 1 April 2022	Issued during the year	Balance as at 31 March 2023	Issued during the year	Balance as at 31 March 2024
Equity share capital	1,044.42	-	1,044.42	-	1,044.42

**B Instrument entirely in the nature of equity**

Particulars	Balance as at 1 April 2022	Issued during the year	Balance as at 31 March 2023	Issued during the year	Balance as at 31 March 2024
Compulsorily convertible debentures	6,500.00	-	6,500.00	-	6,500.00

**C Other equity**

Particulars	Reserves and surplus			Total
	Securities premium	Debenture redemption reserve	Retained earnings	
<b>Balance as at 1 April 2022</b>	<b>13,740.06</b>	<b>75.00</b>	<b>1,767.62</b>	<b>15,582.68</b>
Loss for the year	-	-	(302.50)	(302.50)
Other comprehensive income (net of tax)	-	-	0.14	0.14
Transferred out from debenture redemption reserve on account of redemption	-	(31.59)	31.59	-
<b>Balance as at 31 March 2023</b>	<b>13,740.06</b>	<b>43.41</b>	<b>1,496.85</b>	<b>15,280.32</b>
Profit for the year	-	-	4,195.63	4,195.63
Other comprehensive income (net of tax)	-	-	1.10	1.10
<b>Balance as at 31 March 2024</b>	<b>13,740.06</b>	<b>43.41</b>	<b>5,693.58</b>	<b>19,477.05</b>

Summary of material accounting policy information

See accompanying notes forming part of the standalone financial statements

As per our report of even date attached

1-51

For **Walker Chandiook & Co LLP**

Chartered Accountants

Firm's Registration No.: 001076N/N500013

For **S. Tekriwal & Associates**

Chartered Accountants

Firm Registration No.: 009612N

**For and on behalf of the Board of Directors**

ACME Solar Holdings Limited

(formerly known as ACME Solar Holdings Private Limited)

**Anamitra Das**

Partner

Membership No. 062191

Place: Dallas, Texas

Date: 22 June 2024

**Shishir Tekriwal**

Partner

Membership No. 088262

Place: New Delhi

Date: 22 June 2024

**Manoj Kumar Upadhyay**

Chairman and Managing Director

DIN No. 01282332

Place: Gurugram

Date: 22 June 2024

**Nikhil Dhingra**

Whole Time Director and Chief

Executive Officer

DIN No. 07835556

Place: Paris

Date: 22 June 2024

**Purushottam Kejriwal**

Chief Financial Officer

Membership No. 061668

Place: Gurugram

Date: 22 June 2024

**Rajesh Sodhi**

Company Secretary

Membership No: F3043

Place: Gurugram

Date: 22 June 2024

**ACME Solar Holdings Limited (formerly known as ACME Solar Holdings Private Limited)**

**CIN - U40106HR2015PLC102129**

**Notes to the standalone financial statements for the year ended 31 March 2024**

**1. i) Corporate information**

ACME Solar Holdings Limited "(the Company)" was incorporated as of 3 June 2015 under the Companies Act, 2013. The Company is domiciled in India with its registered office situated at Plot 152, Sector 44, Gurugram, Haryana – 122002, India.

The Company, together with its subsidiaries, are engaged in the business of establishing, commissioning, setting up, operating and maintaining power generation using solar, fossil and alternate source of energy and act as owners, manufacturers, engineers, procurers, buyers, sellers, distributors, dealers and contractors for setting up of power plant using glass bases mirrors, photo voltaic, boilers, turbines and/or other equipments for generating, distribution and supplying of electricity and other products using solar, fossil and alternate source of energy under conditions of direct ownership or through its affiliates, associates or subsidiaries. On 22 June 2024, the Company has been converted from Private Limited Company to Public Limited Company.

The financial statement have been authorised for issue by the Board of Directors on 22 June 2024.

**ii) Amended Accounting Standards (Ind AS) and interpretations effective during the year**

**Definition of Accounting Estimates - Amendments to Ind AS 8**

The amendments clarify the distinction between changes in accounting estimates, changes in accounting policies and the correction of errors. It has also been clarified how entities use measurement techniques and inputs to develop accounting estimates.

The amendments had no impact on the company.

**Disclosure of Accounting Policies - Amendments to Ind AS 1**

The amendments aim to help entities provide accounting policy disclosures that are more useful by replacing the requirement for entities to disclose their 'significant' accounting policies with a requirement to disclose their 'material' accounting policies and adding guidance on how entities apply the concept of materiality in making decisions about accounting policy disclosures.

The amendments have had an impact on the Company's disclosures of accounting policies, but not on the measurement, recognition or presentation of any items in the Company's financial statements.

**Deferred Tax related to Assets and Liabilities arising from a Single Transaction - Amendments to Ind AS 12**

The amendments narrow the scope of the initial recognition exception under Ind AS 12, so that it no longer applies to transactions that give rise to equal taxable and deductible temporary differences such as leases.

This amendment had no impact on the company.

**2.1 Material accounting policies**

**a) Basis of preparation**

The standalone financial statements have been prepared in accordance with Indian Accounting Standards (Ind AS) notified under Section 133 read with Companies (Indian Accounting Standards) (Amendment) Rules, 2016 and the relevant provisions of the Act. Accounting policies have been consistently applied except where a newly issued accounting standard is initially adopted or a revision to an existing accounting standard requires a change in the accounting policy hitherto in use. Refer 1 (ii) above for certain amendments to the standards which have become effective for annual periods beginning on or after 1 April 2023.

The financial statements are presented in INR and all values are rounded to the nearest million except where otherwise indicated.

**Historical cost convention**

The standalone financial statements have been prepared on a historical cost convention on a going concern basis except for certain financial assets and financial liabilities which are measured at fair value.

**b) Use of estimates**

The preparation of financial statement in conformity with Ind AS requires the management to make judgments, estimates and assumptions that affect the reported amounts of revenues, expenses, assets and liabilities and the disclosure of contingent liabilities, at the end of the reporting period. Although these estimates are based on the management's best knowledge of current events and actions, uncertainty about these assumptions and estimates could result in the outcomes requiring a material adjustment to the carrying amounts of assets or liabilities in future periods.

**c) Operating cycle**

Based on the nature of the operations and the time between the acquisition of assets for processing and their realisation in cash or cash equivalents, the Company has ascertained its operating cycle as twelve months for the purpose of current/non-current classification of assets and liabilities.



**ACME Solar Holdings Limited (formerly known as ACME Solar Holdings Private Limited)**

**CIN - U40106HR2015PLC102129**

**Notes to the standalone financial statements for the year ended 31 March 2024**

**d) Revenue from contracts with customers**

Revenue from contracts with customers is recognised when control of the goods or services are transferred to the customer at an amount that reflects the consideration to which the company expects to be entitled in exchange for those goods or services. Revenue excludes taxes collected on behalf of government.

**(i) Rendering of services**

The Company generates revenue from rendering of services including engineering, procurement and construction services, operation and maintenance and management services. Consideration received for services is recognised as revenue in the year when the service is performed by reference to the stage of completion at the reporting date, when outcome can be assessed reliably. A contract's stage of completion is assessed by management by comparing the work completed with the scope of work.

**(ii) Engineering, procurement and construction contract**

Construction revenue and costs are recognised by reference to the stage of completion of the construction activity at the balance sheet date, as measured by the proportion that contract costs incurred for work performed to date bear to the estimated total contract costs. Where the outcome of the construction cannot be estimated reliably, revenue is recognised to the extent of the construction costs incurred if it is probable that they will be recoverable. When the outcome of the contract is ascertained reliably, contract revenue is recognised at cost of work performed on the contract plus proportionate margin, using the percentage of completion method i.e. over the period of time. The estimated outcome of a contract is considered reliable when all the following conditions are satisfied:

i. The amount of revenue can be measured reliably,

ii. It is probable that the economic benefits associated with the contract will flow to the Company,

iii. The stage of completion of the contract at the end of the reporting period can be measured reliably,

iv. The costs incurred or to be incurred in respect of the contract can be measured reliably. Provision is made for all losses incurred to the balance sheet date. Variations in contract work, claims and incentive payments are recognised to the extent that it is probable that they will result in revenue and they are capable of being reliably measured. Expected loss, if any, on a contract is recognised as expense in the period in which it is foreseen, irrespective of the stage of completion of the contract. For contracts where progress billing exceeds the aggregate of contract costs incurred to-date and recognised profits (or recognised losses, as the case may be), the surplus is shown as the amount due to customers. Amount received before the related work is performed are disclosed in the financial statement as a liability towards advance received. Amounts billed for work performed but yet to be paid by the customers are disclosed in the financial statement as trade receivables. Work performed but yet not billed to the Customer are disclosed as unbilled revenue.

**(iii) Interest income**

Interest income is recorded using the effective interest rate (EIR). EIR is the rate that exactly discounts the estimated future cash payments or receipts over the expected life of the financial instrument or a shorter period, where appropriate, to the gross carrying amount of the financial asset or to the amortized cost of the financial liability. When calculating the effective interest rate, the Company estimates the expected cash flows by considering all the contractual terms of the financial instrument but does not consider the expected credit losses. Interest income is included in other income in the Statement of Profit and Loss.

**e) Borrowing costs**

Borrowing costs directly attributable to the acquisitions, construction or production of a qualifying asset are capitalised during the period of time that is necessary to complete and prepare the asset for its intended use or sale. Other borrowing costs are expensed in the period in which they are incurred and reported in finance costs.

**f) Impairment of non-financial assets**

For impairment assessment purposes, assets are grouped at the lowest levels for which there are largely independent cash inflows (cash-generating units). As a result, some assets are tested individually for impairment and some are tested at cash-generating unit level. All individual assets or cash-generating units are tested for impairment whenever events or changes in circumstances indicate that the carrying amount may not be recoverable.

An impairment loss is recognised for the amount by which the asset's (or cash-generating unit's) carrying amount exceeds its recoverable amount, which is the higher of fair value less costs of disposal and value-in-use. To determine the value-in-use, management estimates expected future cash flows from each cash-generating unit and determines a suitable discount rate in order to calculate the present value of those cash flows. The date used for impairment testing procedures are directly linked to the Company's latest approved budget, adjusted as necessary to exclude the effects of future reorganisations and asset enhancements. Discount factors are determined individually for each cash-generating unit and reflect current market assessments of the time value of money and asset-specific risk factors.

Impairment losses are charged in the Statement of Profit and Loss. Further, impairment loss is reversed if the asset's or cash-generating unit's recoverable amount exceeds its carrying amount. The reversal is limited so that the carrying of the asset does not exceed its recoverable amount, nor exceed the carrying amount that would have been determined, net of depreciation, had no impairment loss been recognised for the asset in prior years. Such reversal is recognised in the Statement of Profit and Loss unless the asset is carried at a revalued amount, in which case, the reversal is treated as an increase in revaluation.

**g) Financial instruments**

**Recognition, initial measurement and derecognition**

Financial assets and financial liabilities are recognised when the Company becomes a party to the contractual provisions of the financial instrument, and, except for trade receivables which do not contain a significant financing component, these are measured initially at:

- a) fair value, in case of financial instruments subsequently carried at fair value through profit or loss (FVTPL);
- b) fair value adjusted for transaction costs, in case of all other financial instruments.

Trade receivables that do not contain a significant financing component or for which the Company has applied the practical expedient are measured at the transaction price determined under Ind AS 115. Refer to the accounting policies in section (d) Revenue from contracts with customers.

Financial assets are derecognised when the contractual rights to the cash flows from the financial asset expire, or when the financial asset and substantially all the risks and rewards are transferred. A financial liability is derecognised when the underlying obligation specified in the contract is discharged, cancelled or expires.

**Classification and subsequent measurement of financial assets**

Different criteria to determine impairment are applied for each category of financial assets, which are described below.

For purposes of subsequent measurement, financial assets are classified in four categories:

- Financial assets at amortised cost
- Financial assets at fair value through other comprehensive income (FVOCI)
- Financial assets, derivatives and equity instruments at FVTPL

**(1) Financial assets at amortised cost**

**Classification and subsequent measurement of financial liabilities**

The Company's financial liabilities include borrowings, trade and other payables and derivative financial instruments.

Financial liabilities are measured subsequently at amortised cost using the effective interest method except for derivatives and financial liabilities designated at FVTPL, which are carried subsequently at fair value with gains or losses recognised in profit or loss.

A 'Financial asset' is measured at the amortised cost if both the following conditions are met:

- (i) The asset is held within a business model whose objective is to hold assets for collecting contractual cash flows, and
- (ii) Contractual terms of the asset give rise on specified dates to cash flows that are solely payments of principal and interest (SPPI) on the principal amount outstanding.

After initial measurement, such financial assets are subsequently measured at amortised cost using the effective interest rate (EIR) method. Amortised cost is calculated by taking into account any discount or premium on acquisition and fees or costs that are an integral part of the EIR. The EIR amortisation is included in finance income in the profit or loss. The losses arising from impairment are recognised in the profit or loss. Amortised cost is calculated by taking into account any discount or premium on acquisition and fees or costs that are an integral part of the EIR.

**Impairment of financial assets**

In accordance with Ind-AS 109, the Company applies expected credit loss (ECL) model for measurement and recognition of impairment loss for financial assets carried at amortised cost.

ECL is the difference between all contractual cash flows that are due to the Company in accordance with the contract and all the cash flows that the Company expects to receive. When estimating the cash flows, the Company is required to consider :

– All contractual terms of the financial assets (including prepayment and extension) over the expected life of the assets.

Cash flows from the sale of collateral held or other credit enhancements that are integral to the contractual terms.

*Trade receivables*

The Company applies simplified approach permitted by Ind AS 109 Financial Instruments, which requires expected lifetime losses to be recognised from initial recognition of receivables.

*Other financial assets*

For recognition of impairment loss on other financial assets and risk exposure, the Company determines whether there has been a significant increase in the credit risk since initial recognition and if credit risk has increased significantly, life time impairment loss is provided otherwise provides for 12 month expected credit losses.

**Classification and subsequent measurement of financial liabilities**

Financial liabilities are measured subsequently at amortised cost using the effective interest method except for derivatives and financial liabilities designated at FVTPL, which are carried subsequently at fair value with gains or losses recognised in profit or loss.

**Offsetting of financial assets and financial liabilities**

Financial assets and financial liabilities are offset and the net amount is reported in the balance sheet if there is a currently enforceable legal right to offset the recognised amounts and there is an intention to settle on a net basis, to realise the assets and settle the liabilities simultaneously.

**Derivative financial instruments**

**Initial recognition and subsequent measurement**

The Company uses derivative financial instruments, such as forward currency contracts, cross currency rate swaps to hedge its foreign currency risks. Such derivative financial instruments are initially recognised at fair value on the date on which a derivative contract is entered into and are subsequently re-measured at fair value. Derivatives are carried as financial assets when the fair value is positive and as financial liabilities when the fair value is negative.

**Compound financial instruments**

Compound financial instruments are separated into liability and equity components based on the terms of contract. On the issuance of compound financial instruments, the fair value of liability component is determined using a market rate for an equivalent instrument. This amount is classified as a financial liability measured at amortised cost (net of transaction costs) until it is extinguished on conversion or redemption. The equity component is classified under other equity.

**(2) Financial assets at fair value through other comprehensive income (FVOCI)**

Financial assets at fair value through other comprehensive income (FVOCI). Financial assets that meet the following conditions are measured initially as well as at the end of each reporting date at fair value, recognised in other comprehensive income (OCI).

- a) The objective of the business model is achieved both by collecting contractual cash flows and selling the financial assets, and
- b) The contractual terms of the asset give rise on specified dates to cash flows that represent solely payment of principal and interest.

**(3) Financial assets, derivatives and equity instruments at FVTPL**

Financial assets at fair value through profit or loss (FVTPL). Financial assets that do not meet the amortised cost criteria or FVTOCI criteria are measured at FVTPL. Financial assets at FVTPL are measured at fair value at the end of each reporting period, with any gains or losses arising on remeasurement recognised in profit or loss. The net gain or loss recognised in profit or loss incorporates any dividend or interest earned on the financial asset.

**h) Income taxes**

Tax expense comprises current and deferred tax. Tax expense is recognised in profit or loss except to the extent that it relates to items recognised directly in equity or other comprehensive income, in which case it is recognised in equity or in other comprehensive income.

**Current tax**

Current tax comprises the expected tax payable on the taxable income for the year. The amount of current tax payable is the best estimate of the tax amount expected to be paid that reflects uncertainty related to income taxes, if any. It is measured using tax rates enacted or substantively enacted at the reporting date. Current tax assets and liabilities are offset only if certain criteria is met. Current Income tax related to items recognised in other comprehensive income or directly in equity is recognised in other comprehensive income or in equity as the case may be.

**Deferred tax**

Deferred tax is recognised in respect of temporary differences between the carrying amounts of assets and liabilities for financial reporting purposes and tax base i.e. amounts used for taxation purposes.

A deferred tax asset is recognised for unused tax losses, unabsorbed depreciation, deductible temporary differences, to the extent that it is probable that future taxable profits will be available against which they can be utilized. Deferred tax assets are reviewed at each reporting date and are reduced to the extent that it is no longer probable that the related tax benefit will be realised. A deferred tax liability is recognised in respect of taxable temporary differences.

Deferred tax is measured at the tax rates that are expected to be applied to temporary differences when they reverse, based on the laws that have been enacted or substantively enacted by the reporting date. Deferred tax assets and liabilities are offset if there is a legally enforceable right to offset current tax liabilities and assets and they relate to income taxes levied by the same tax authority on the same taxable entity or on different tax entities, but they intend to settle current tax liabilities and assets on a net basis or their tax assets and liabilities will be realized simultaneously.

Deferred tax relating to items recognised outside the statement of profit and loss is recognised outside the statement of profit and loss either in comprehensive income or in equity. Deferred tax items are recognised in correlation to the underlying transaction either in OCI or directly in equity.

**i) Cash and cash equivalents**

Cash and cash equivalents comprise cash on hand and demand deposits, together with other short-term, highly liquid investments maturing within 3 months from the date of acquisition. Cash and cash equivalent are readily convertible into known amounts of cash and are subject to an insignificant risk of changes in value.

*(This space has been intentionally left blank)*

**ACME Solar Holdings Limited (formerly known as ACME Solar Holdings Private Limited)**

**CIN - U40106HR2015PLC102129**

**Notes to the standalone financial statements for the year ended 31 March 2024**

**j) Provisions, contingent assets and contingent liabilities**

Provisions are recognized only when there is a present obligation, as a result of past events, and measured at the estimated expenditure required to settle the present obligation, based on the most reliable evidence available at the reporting date, including the risks and uncertainties associated with the present obligations as a whole. Provisions are discounted to their present values, where the time value of money is material. When discounting is used, the increase in the provision due to the passage of time is recognized as a finance cost. The expense relating to any provision is presented in the Statement of Profit and Loss net of any reimbursement.

Any reimbursement that the Company is virtually certain to collect from a third party with respect to the obligation is recognised as a separate asset. However, this asset may not exceed the amount of the related provision.

No liability is recognised if an outflow of economic resources as a result of present obligations is not probable. Such situations are disclosed as contingent liabilities unless the outflow of resource is remote.

Contingent liabilities are disclosed by way of note unless the possibility of outflow is remote. Contingent assets are neither recognized nor disclosed. However, when realization of income is virtually certain, related asset is recognized

**k) Employee benefits**

**Short-term employee benefits**

Liabilities for salaries and wages, including nonmonetary benefits that are expected to be settled wholly within 12 months after the end of the period in which the employees render the related service are classified as short-term employee benefits. These benefits include salaries and wages, short-term bonus, pension, incentives etc. These are measured at the amounts expected to be paid when the liabilities are settled. The liabilities are presented as current employee benefit obligations in the balance sheet.

**Post-employment benefits plans**

The Company provides post-employment benefits through various defined contribution and defined benefit plans.

**Defined contribution plans**

The Company pays fixed contribution into independent entities in relation to several state plans and insurances for individual employees. The Company has no legal or constructive obligations to pay contributions in addition to its fixed contributions, which are recognised as an expense in the period that related employee services are received.

**Defined benefit plans**

Under the Company's defined benefit plans, the amount of pension benefit that an employee will receive on retirement is defined by reference to the employee's length of service and final salary. The legal obligation for any benefits remains with the Company, even if plan assets for funding the defined benefit plan have been set aside. Plan assets may include assets specifically designated to a long-term benefit fund as well as qualifying insurance policies.

The liability recognised in the balance sheet for defined benefit plans is the present value of the defined benefit obligation (DBO) at the reporting date less the fair value of plan assets.

Management estimates the DBO annually with the assistance of independent actuaries. Actuarial gains/losses resulting from re-measurements of the liability/asset are included in other comprehensive income.

Service cost of the Company's defined benefit plan is included in employee benefits expense. Employee contributions, all of which are independent of the number of years of service, are treated as a reduction of service cost. Net interest expense on the net defined benefit liability is included in the statement of profit and loss. Gains and losses resulting from re-measurements of the net defined benefit liability are included in other comprehensive income.

Accumulated leave, which is expected to be utilized within the next 12 months, is treated as short-term employee benefit. The Company measures the expected cost of such absences as the additional amount that it expects to pay as a result of the unused entitlement that has accumulated at the reporting date. The Company recognizes expected cost of short-term employee benefit as an expense, when an employee renders the related service. The Company treats accumulated leave expected to be carried forward beyond twelve months, as long-term employee benefit for measurement purposes. Such long-term compensated absences are provided for based on the actuarial valuation using the projected unit credit method at the reporting date. Actuarial gains/losses are immediately taken to the statement of profit and loss and are not deferred. The obligations are presented as current liabilities in the balance sheet if the entity does not have an unconditional right to defer the settlement for at least twelve months after the reporting date.

**l) Earnings per share**

Basic earnings per share are calculated by dividing the net profit or loss for the period attributable to equity shareholders (after deducting attributable taxes) by the weighted average number of equity shares outstanding during the period. Partly paid equity shares are treated as a fraction of an equity share to the extent that they are entitled to participate in dividends relative to a fully paid equity share during the reporting period. The weighted average number of equity shares outstanding during the period is adjusted for events such as bonus issue, bonus element in a rights issue, share split and reverse share split (consolidation of shares) that have changed the number of equity shares outstanding, without a corresponding change in resources.

For the purpose of calculating diluted earnings per share, the net profit or loss for the period attributable to equity shareholders and the weighted average number of shares outstanding during the period are adjusted for the effects of all dilutive potential equity shares.

**ACME Solar Holdings Limited (formerly known as ACME Solar Holdings Private Limited)**

**CIN - U40106HR2015PLC102129**

**Notes to the standalone financial statements for the year ended 31 March 2024**

**m) Segment reporting**

Operating segments are reported in a manner consistent with the internal reporting provided to the chief operating decision maker ('CODM') [Chairperson and Chief Financial Officer].

**Identification of segments**

In accordance with Ind AS 108 Operating Segment, the operating segments used to present segment information are identified on the basis of information reviewed by the Company's CODM to allocate resources to the segments and assess their performance. An operating segment is a component of the Company that engages in business activities from which it earns revenues and incurs expenses, including revenues and expenses that relate to transactions with any of the Company's other components. Results of the operating segments are reviewed regularly by the CODM [Chairperson and Chief Financial Officer, which has been identified as the CODM], to make decisions about resources to be allocated to the segment and assess its performance and for which discrete financial information is available.

**Allocation of common costs**

Common allocable costs are allocated to each segment accordingly to the relative contribution of each segment to the total common costs.

**Unallocated items**

Unallocated items include general corporate income and expense items which are not allocated to any business segment.

**Segment accounting policies**

The Company prepares its segment information in conformity with the accounting policies adopted for preparing and presenting the standalone financial statements of the Company as a whole.

**n) Investment in subsidiaries**

The Company has elected to recognize its investments in subsidiaries at cost in accordance with the option available in Ind AS 27, 'Separate Financial Statements', less accumulated impairment loss, if any. Cost represents amount paid for acquisition of the said investments.

The Company has elected to continue with the carrying value for all of its investments in subsidiaries as recognised in the financial statements. On disposal of an investment, the difference between the net disposal proceeds and the carrying amount is charged or credited to profit or loss. Investment in equity shares of subsidiaries and in CCD's which are entirely in the nature of equity, are carried at cost.

**o) Investment Properties**

Investment properties are measured initially at cost, including transaction costs. Subsequent to initial recognition, investment properties are stated at cost less accumulated depreciation and accumulated impairment loss, if any.

The cost includes the cost of replacing parts and borrowing costs for long-term construction projects if the recognition criteria are met. When significant parts of the investment properties are required to be replaced at intervals, the Company depreciates them separately based on their specific useful lives. All other repair and maintenance costs are recognised in profit or loss as incurred.

Investment properties are derecognised either when they have been disposed of or when they are permanently withdrawn from use and no future economic benefit is expected from their disposal. The difference between the net disposal proceeds and the carrying amount of the asset is recognised in profit or loss in the period of derecognition. In determining the amount of consideration from the derecognition of investment properties the Company considers the effects of variable consideration, existence of a significant financing component, non-cash consideration, and consideration payable to the buyer (if any).

Transfers are made to (or from) investment properties only when there is a change in use. Transfers between investment property, owner-occupied property and inventories do not change the carrying amount of the property transferred and they do not change the cost of that property for measurement or disclosure purposes.

**p) Assets held for sale**

Non-current assets are classified as held for sale if their carrying amount will be recovered principally through a sale transaction rather than through continuing use. This condition is regarded as met only when the asset is available for immediate sale in its present condition subject only to terms that are usual and customary for sale of such asset and its sale is highly probable. Management must be committed to the sale, which should be expected to qualify for recognition as a completed sale within one year from the date of classification. As at each balance sheet date, the management reviews the appropriateness of such classification.

Non-current assets classified as held for sale are measured at the lower of their carrying amount and fair value less costs to sell. The Company treats sale/distribution of the asset or disposal group to be highly probable when:

- the appropriate level of management is committed to a plan to sell the asset (or disposal group),
  - an active programme to locate a buyer and complete the plan has been initiated (if applicable),
  - the asset (or disposal group) is being actively marketed for sale at a price that is reasonable in relation to its current fair value,
  - the sale is expected to qualify for recognition as a completed sale within one year from the date of classification, and
  - actions required to complete the plan indicate that it is unlikely that significant changes to the plan will be made or that the plan will be withdrawn.
- Property, plant and equipment and intangible assets once classified as held for sale/distribution to owners are not depreciated or amortised.

**ACME Solar Holdings Limited (formerly known as ACME Solar Holdings Private Limited)**

**CIN - U40106HR2015PLC102129**

**Notes to the standalone financial statements for the year ended 31 March 2024**

**q) Amendment to Accounting Standards (Ind AS) issued but not yet effective**

Ministry of Corporate Affairs ("MCA") notifies new standards or amendments to the existing standards under Companies (Indian Accounting Standards) Rules as issued from time to time. During the year ended 31 March, 2024 MCA has not notified any new standards or amendments to the existing standards applicable to the Company.

**2.2 Significant management judgement in applying accounting policies and estimation uncertainty**

When preparing the financial statement, management makes a number of judgements, estimates and assumptions about the recognition and measurement of assets, liabilities, income and expenses.

**Deferred tax assets**

A deferred tax asset is recognised to the extent that it is probable that future taxable profit will be available against which the deductible temporary differences and tax losses can be utilised. Accordingly, the Company exercises its judgement to reassess the carrying amount of deferred tax assets at the end of each reporting period.

**Impairment of non-financial assets**

In assessing impairment, management estimates the recoverable amount of each asset or cash-generating units based on expected future cash flows and uses an interest rate to discount them. Estimation uncertainty relates to assumptions about future operating results and the determination of a suitable discount rate.

**Fair value measurement**

When the fair value of financial assets and financial liabilities recorded in the balance sheet cannot be measured based on quoted prices in active markets, their fair value is measured using valuation techniques including the Discounted Cash Flow model. The inputs to these models are taken from observable markets where possible, but where this is not feasible, a degree of judgement is required in establishing fair values. Judgements include considerations of inputs such as liquidity risk, credit risk and volatility. Changes in assumptions about these factors could affect the reported fair value of financial instruments.

**Revenue recognition**

For performance obligation satisfied over time, the revenue recognition is done by measuring the progress towards complete satisfaction of performance obligation. The progress is measured in terms of a proportion of actual cost incurred to-date, to the total estimated cost attributable to the performance obligation.

*(This space has been intentionally left blank)*

ACME Solar Holdings Limited (formerly known as ACME Solar Holdings Private Limited)  
Notes to the standalone financial statements for the year ended 31 March 2024

**3 Property, plant and equipment**

Details of entity's property, plant and equipment and their carrying amounts are as follows:

Particulars	In Rs. million unless otherwise stated	
	Vehicles	Total
<b>Gross block</b>		
<b>Balance as at 1 April 2022</b>	-	-
Addition during the year	0.29	0.29
Disposal/Adjustment	-	-
<b>Balance as at 31 March 2023</b>	<b>0.29</b>	<b>0.29</b>
Addition during the year	-	-
Disposal/Adjustment	-	-
<b>Balance as at 31 March 2024</b>	<b>0.29</b>	<b>0.29</b>
<b>Accumulated depreciation</b>		
<b>Balance as at 1 April 2022</b>	-	-
Depreciation charge	0.03	0.03
<b>Balance as at 31 March 2023</b>	<b>0.03</b>	<b>0.03</b>
Depreciation charge	0.03	0.03
<b>Balance as at 31 March 2024</b>	<b>0.06</b>	<b>0.06</b>
<b>Net block</b>		
<b>Balance as at 31 March 2023</b>	<b>0.26</b>	<b>0.26</b>
<b>Balance as at 31 March 2024</b>	<b>0.23</b>	<b>0.23</b>

(i) refer note 32 for details of assets pledged

**4 Investment Properties**

Details of entity's Investment Properties and their carrying amounts are as follows:

Particulars	In Rs. million unless otherwise stated	
	Freehold Land <sup>^</sup>	Total
<b>Gross block</b>		
<b>Balance as at 1 April 2022</b>	-	-
Addition during the year	-	-
Disposal/Adjustment	-	-
<b>Balance as at 31 March 2023</b>	-	-
Addition during the year	14.02	14.02
Disposal/Adjustment	-	-
<b>Balance as at 31 March 2024</b>	<b>14.02</b>	<b>14.02</b>
<b>Accumulated depreciation</b>		
<b>Balance as at 1 April 2022</b>	-	-
Depreciation charge	-	-
Disposals / adjustments	-	-
<b>Balance as at 31 March 2023</b>	-	-
Depreciation charge	-	-
Disposal/Adjustment	-	-
<b>Balance as at 31 March 2024</b>	-	-
<b>Net block</b>		
<b>Balance as at 31 March 2023</b>	-	-
<b>Balance as at 31 March 2024</b>	<b>14.02</b>	<b>14.02</b>

<sup>^</sup>The title deeds of all the freehold land are in the name of the Company.

**Fair value**

Particulars	As at	As at
	31 March 2024	31 March 2023
Freehold land	14.02	-

**ACME Solar Holdings Limited (formerly known as ACME Solar Holdings Private Limited)**

CIN - U40106HR2015PLC102129

Notes to the standalone financial statements for the year ended 31 March 2024

**5 Investments - non current**

Particulars	In Rs. million unless otherwise stated	
	As at 31 March 2024	As at 31 March 2023
<b>Investment in subsidiaries</b>		
<b>A. Investment in equity instruments (at cost)</b>		
ACME Deoghar Solar Power Private Limited 119,410,000 (as at 31 March 2023: 91,910,000) equity share of Rs 10 each, fully paid up	1,194.16	919.16
Aarohi Solar Private Limited 2,017,066 (as at 31 March 2023: 2,017,066) equity share of Rs 10 each, fully paid up	403.82	403.82
Niranjana Solar Energy Private Limited 2,036,357 (as at 31 March 2023: 2,036,357) equity share of Rs 10 each, fully paid up	79.87	79.87
ACME Solar Energy Private Limited 306,083 (as at 31 March 2023: 306,083) equity share of Rs 10 each, fully paid up	4,080.70	4,080.70
Devishi Renewable Energy Private Limited Nil (as at 31 March 2023: 2,182,726) equity share of Rs 10 each, fully paid up*	-	119.60
Devishi Solar Power Private Limited Nil (as at 31 March 2023: 2,106,490) equity share of Rs 10 each, fully paid up*	-	119.60
Eminent Solar Power Private Limited Nil (as at 31 March 2023: 2,143,927) equity share of Rs 10 each, fully paid up*	-	119.60
Sunworld Energy Private Limited Nil (as at 31 March 2023: 2,143,927) equity share of Rs 10 each, fully paid up*	-	119.60
ACME Kaithal Solar Power Private Limited Nil (as at 31 March 2023: 2,353,726) equity share of Rs 10 each, fully paid up*	-	365.72
ACME Babadham Solar Power Private Limited Nil (as at 31 March 2023: 2,345,553) equity share of Rs 10 each, fully paid up*	-	364.45
ACME Koppal Solar Energy Private Limited Nil (as at 31 March 2023: 2,347,841) equity share of Rs 10 each, fully paid up*	-	364.80
ACME Vijayapura Solar Energy Private Limited Nil (as at 31 March 2023: 2,355,360) equity share of Rs 10 each, fully paid up*	-	365.98
ACME Kittur Solar Energy Private Limited Nil (as at 31 March 2023: 10,857,900) equity share of Rs 10 each, fully paid up*	-	108.58
ACME Guledagudda Solar Energy Private Limited Nil (as at 31 March 2023: 10,893,600) equity share of Rs 10 each, fully paid up*	-	108.94
ACME Hukkeri Solar Energy Private Limited Nil (as at 31 March 2023: 11,291,400) equity share of Rs 10 each, fully paid up*	-	112.91
ACME Kudligi Solar Energy Private Limited Nil (as at 31 March 2023: 14,280,000) equity share of Rs 10 each, fully paid up*	-	142.80
ACME Sandur Solar Energy Private Limited Nil (as at 31 March 2023: 14,830,800) equity share of Rs 10 each, fully paid up*	-	148.31
ACME Solar Power Technology Private Limited 2,080,237 (as at 31 March 2023: 2,080,237) equity share of Rs 10 each, fully paid up	496.96	496.96
ACME Sidlaghatta Solar Energy Private Limited 14,443,200 (as at 31 March 2023: 14,443,200) equity share of Rs 10 each, fully paid up	144.43	144.43
ACME Phalodi Solar Energy Private Limited <sup>2</sup> 117,740,000 (as at 31 March 2023: 90,230,000) equity share of Rs 10 each, fully paid up	1,177.40	902.30
ACME Heergarh Powertech Private Limited 96,000,000 (as at 31 March 2023: 96,000,000) equity share of Rs 10 each, fully paid up	960.00	960.00
ACME Aklera Power Technology Private Limited 126,452,000 (as at 31 March 2023: 126,452,000) equity share of Rs 10 each, fully paid up	1,365.93	1,365.93
Vishwatma Solar Energy Private limited 2,021,644 (as at 31 March 2023: 2,021,644) equity share of Rs 10 each, fully paid up	336.55	336.55
ACME Jaisalmer Solar Power Private Limited 2,073,664 (as at 31 March 2023: 2,073,664) equity share of Rs 10 each, fully paid up	236.00	236.00



**ACME Solar Holdings Limited (formerly known as ACME Solar Holdings Private Limited)**

**CIN - U40106HR2015PLC102129**

**Notes to the standalone financial statements for the year ended 31 March 2024**

Particulars	In Rs. million unless otherwise stated	
	As at 31 March 2024	As at 31 March 2023
Dayanidhi Solar Power Private limited	436.40	436.40
1,840,639 (as at 31 March 2023: 1,840,639) equity share of Rs 10 each, fully paid up		
ACME Raisar Solar Energy Private Limited <sup>4</sup>	1,672.85	1,672.85
167,284,900 (as at 31 March 2023: 167,284,900) equity share of Rs 10 each, fully paid up		
ACME Dhaulpur Powertech Private Limited <sup>5</sup>	1,672.85	1,672.85
167,284,900 (as at 31 March 2023: 167,284,900) equity share of Rs 10 each, fully paid up		
ACME Urja Private Limited	0.10	0.10
10,000 (as at 31 March 2023: 10,000) equity share of Rs 10 each, fully paid up		
ACME Surya Modules Private Limited	0.10	0.10
10,000 (as at 31 March 2023: 10,000) equity share of Rs 10 each, fully paid up		
ACME Renewable Solutions Private Limited	0.10	0.10
10,000 (as at 31 March 2023: 10,000) equity share of Rs 10 each, fully paid up		
ACME ECO Clean Energy Private Limited* <sup>^</sup>	-	0.10
Nil (as at 31 March 2023: 10,000) equity share of Rs 10 each, fully paid up		
ACME Sikar Solar Private Limited <sup>6</sup>	1,009.13	0.10
100,912,500 (as at 31 March 2023: 10,000) equity share of Rs 10 each, fully paid up		
ACME Sun Power Private Limited*	-	0.10
Nil (as at 31 March 2023: 10,000) equity share of Rs 10 each, fully paid up		
ACME Pokhran Solar Private Limited <sup>9</sup>	269.40	0.10
26,940,000 (as at 31 March 2023: 10,000) equity share of Rs 10 each, fully paid up		
ACME Urja One Private Limited (formerly known as ACME Barmer Solar Private Limited)*	-	0.10
Nil (as at 31 March 2023: 10,000) equity share of Rs 10 each, fully paid up		
ACME Urja Two Private Limited (formerly known as ACME Pushkar Solar Private Limited)*	-	0.10
Nil (as at 31 March 2023: 10,000) equity share of Rs 10 each, fully paid up		
ACME Surya Power Private Limited*	-	0.10
Nil (as at 31 March 2023: 10,000) equity share of Rs 10 each, fully paid up		
ACME Surya Energy Private Limited*	-	0.10
Nil (as at 31 March 2023: 10,000) equity share of Rs 10 each, fully paid up		
ACME Solartech Private Limited*	-	0.10
Nil (as at 31 March 2023: 10,000) equity share of Rs 10 each, fully paid up		
ACME Solar Rooftop Systems Private Limited <sup>10</sup>	441.48	-
2,163,269 (as at 31 March 2023: Nil) equity share of Rs 10 each, fully paid up		
ACME Renewable Resources Private Limited	0.10	0.10
10,000 (as at 31 March 2023: 10,000) equity share of Rs 10 each, fully paid up		
ACME Venus Urja Private Limited	0.10	-
10,000 (as at 31 March 2023: 10,000) equity share of Rs 10 each, fully paid up		
<b>Total (A)</b>	<b>15,978.43</b>	<b>16,270.01</b>
<b>B. Investment in compulsorily convertible debentures (carried at cost)</b>		
ACME Solar Energy Private Limited	646.85	646.85
645,600 (as at 31 March 2023: 645,600) compulsory convertible debenture of Rs 1000 each, fully paid up		
ACME Solar Power Technology Private Limited	477.47	477.47
1,989,450 (as at 31 March 2023: 1,989,450) compulsory convertible debenture of Rs 240 each, fully paid up		
ACME Solar Rooftop Systems Private Limited <sup>10</sup>	422.34	-
2,069,489 (as at 31 March 2023: Nil) compulsory convertible debenture of Rs 204.08 each, fully paid up		
Devishi Renewable Energy Private Limited*	-	119.45
Nil (as at 31 March 2023: 2,171,819) compulsory convertible debenture of Rs 55 each, fully paid up		
Devishi Solar Power Private Limited*	-	119.45
Nil (as at 31 March 2023: 2,095,615) compulsory convertible debenture of Rs 57 each, fully paid up		
Sunworld Energy Private Limited*	-	119.45
Nil (as at 31 March 2023: 2,133,036) compulsory convertible debenture of Rs 56 each, fully paid up		
Eminent Solar Power Private Limited*	-	119.45
Nil (as at 31 March 2023: 2,133,036) compulsory convertible debenture of Rs 56 each, fully paid up		
ACME Babadham Solar Power Private Limited*	-	350.15
Nil (as at 31 March 2023: 2,244,577) compulsory convertible debenture of Rs 156 each, fully paid up		
ACME Kaithal Solar Power Private Limited*	-	351.38
Nil (as at 31 March 2023: 2,252,429) compulsory convertible debenture of Rs 156 each, fully paid up		

**ACME Solar Holdings Limited (formerly known as ACME Solar Holdings Private Limited)**

**CIN - U40106HR2015PLC102129**

**Notes to the standalone financial statements for the year ended 31 March 2024**

Particulars	In Rs. million unless otherwise stated	
	As at 31 March 2024	As at 31 March 2023
ACME Koppal Solar Energy Private Limited*	-	350.50
Nil (as at 31 March 2023: 2,246,775) compulsory convertible debenture of Rs 156 each, fully paid up		
ACME Vijayapura Solar Energy Private Limited*	-	351.62
Nil (as at 31 March 2023: 2,254,000) compulsory convertible debenture of Rs 156 each, fully paid up		
<b>Total (B)</b>	<b>1,546.66</b>	<b>3,005.77</b>
<b>C. Investment in compulsorily convertible debentures (at amortised cost)<sup>@</sup></b>		
ACME Solar Energy Private Limited	6,960.88	6,960.88
6,956,928 (as at 31 March 2023: 6,956,928) compulsory convertible debenture of Rs 1000 each, fully paid up		
Aarohi Solar Private Limited	544.00	544.00
1,922,261 (as at 31 March 2023: 1,922,261) compulsory convertible debenture of Rs 283 each, fully paid up		
ACME Jaisalmer Solar Power Private Limited	221.30	221.30
2,011,818 (as at 31 March 2023: 2,011,818) compulsory convertible debenture of Rs 110 each, fully paid up		
Dayanidhi Solar Power Private Limited	440.30	440.30
1,782,591 (as at 31 March 2023: 1,782,591) compulsory convertible debenture of Rs 247 each, fully paid up		
Niranjana Solar Energy Private Limited	221.20	221.20
1,975,000 (as at 31 March 2023: 1,975,000) compulsory convertible debenture of Rs 112 each, fully paid up		
Vishwatma Solar Energy Private Limited	331.30	331.30
1,960,355 (as at 31 March 2023: 1,960,355) compulsory convertible debenture of Rs 169 each, fully paid up		
ACME Kittur Solar Energy Private Limited*	-	104.32
Nil (as at 31 March 2023: 104,321) compulsory convertible debenture of Rs 1,000 each, fully paid up		
ACME Sidlaghatta Solar Energy Private Limited	138.77	138.77
138,768 (as at 31 March 2023: 138,768) compulsory convertible debenture of Rs 1,000 each, fully paid up		
ACME Guledagudda Solar Energy Private Limited	-	104.66
Nil (as at 31 March 2023: 104,664) compulsory convertible debenture of Rs 1,000 each, fully paid up		
ACME Hukkeri Solar Energy Private Limited	-	108.49
Nil (as at 31 March 2023: 108,486) compulsory convertible debenture of Rs 1,000 each, fully paid up		
ACME Kudligi Solar Energy Private Limited	-	137.20
Nil (as at 31 March 2023: 137,200) compulsory convertible debenture of Rs 1,000 each, fully paid up		
ACME Sandur Solar Energy Private Limited	-	142.49
Nil (as at 31 March 2023: 142,492) compulsory convertible debenture of Rs 1,000 each, fully paid up		
ACME Aklera Power Technology Private Limited <sup>3</sup>	2,048.90	1,176.00
189,678,000 (as at 31 March 2023: 115,703,580) compulsory convertible debenture of Rs 10 each, fully paid up		
ACME Phalodi Solar Energy Private Limited <sup>2</sup>	2,431.80	2,706.90
243,180,000 (as at 31 March 2023: 270,690,000) compulsory convertible debenture of Rs 10 each, fully paid up		
<b>Total (C)</b>	<b>13,338.45</b>	<b>13,337.81</b>
<b>D. Investment in optionally convertible redeemable preference shares (at amortised cost)<sup>@</sup></b>		
ACME Hisar Solar Power Private Limited <sup>7</sup>	-	2.67
Nil (as at 31 March 2023: 11,544) optionally convertible redeemable preference shares of Rs 231 each, fully paid up		
ACME Bhiwadi Solar Power Private Limited <sup>7</sup>	-	2.67
Nil (as at 31 March 2023: 11,544) optionally convertible redeemable preference shares of Rs 231 each, fully paid up		

**ACME Solar Holdings Limited (formerly known as ACME Solar Holdings Private Limited)**

CIN - U40106HR2015PLC102129

Notes to the standalone financial statements for the year ended 31 March 2024

Particulars	In Rs. million unless otherwise stated	
	As at 31 March 2024	As at 31 March 2023
ACME Karnal Solar Power Private Limited <sup>7</sup> Nil (as at 31 March 2023: 11,544) optionally convertible redeemable preference shares of Rs 231 each, fully paid up	-	2.66
ACME Jaipur Solar Power Private Limited <sup>8</sup> 3,339 (as at 31 March 2023: 3,339) optionally convertible redeemable preference shares of Rs 1,000 each, fully paid up	-	3.33
	-	<b>11.33</b>
<b>E. Investment in optionally convertible debenture (at amortised cost)</b>		
ACME Heergarh Powertech Private Limited <sup>3</sup> 2,880,000 (as at 31 March 2023: 2,880,000) optionally convertible debenture of Rs 1,000 each, fully paid up	2,880.00	2,880.00
ACME Deoghar Solar Power Private Limited <sup>1</sup> 241,340,000 (as at 31 March 2023: 268,840,000) optionally convertible debenture of Rs 10 each, fully paid up	2,413.40	2,688.40
ACME Raisar Solar Energy Private Limited <sup>4</sup> 160,715,100 (as at 31 March 2023: 160,715,100) optionally convertible debenture of Rs 10 each, fully paid up	1,607.15	1,607.15
ACME Dhaulpur Powertech Private Limited <sup>5</sup> 160,715,100 (as at 31 March 2023: 160,715,100) optionally convertible debenture of Rs 10 each, fully paid up	1,607.15	1,607.15
ACME Pokhran Solar Private Limited <sup>9</sup> 76,640,000 (as at 31 March 2023: Nil) optionally convertible debenture of Rs 10 each, fully paid up	766.40	-
ACME Sikar Solar Private Limited <sup>6</sup> 100,967,500 (as at 31 March 2023: Nil) optionally convertible debenture of Rs 10 each, fully paid up	1,009.68	-
ACME Jaipur Solar Power Private Limited <sup>8</sup> Nil (as at 31 March 2023: 215,335) optionally convertible debenture of Rs 1,000 each, fully paid up	-	215.33
	<b>10,283.78</b>	<b>8,998.03</b>
<b>Total amount investments (A+B+C+D+E)</b>	<b>41,147.31</b>	<b>41,622.94</b>
Aggregate of unquoted investments	41,147.31	41,622.94
Aggregate amount of quoted investments at market value	-	-
Aggregate of impairment amount in investments	-	-

<sup>1</sup> On 21 June 2022, the Company had given interest free loan to ACME Deoghar Solar Power Private Limited of Rs. 2,672.44 million that has been converted into Optionally Convertible debentures 'OCD' (267,243,707 OCD of face value of Rs. 10 each).

<sup>2</sup> On 3 June 2022, the Company had given interest free loan to ACME Phalodi Solar Energy Private Limited of Rs. 675.40 million that has been converted in to equity instruments ( 67,540,000 Equity Shares of Rs. 10 each).

On 22 June 2022, the Company had given interest free loan to ACME Phalodi Solar Energy Private Limited of Rs. 2,696.90 million has been converted into Compulsorily Convertible debentures 'CCD' (269,690,000 CCD of face value of Rs. 10 each).

Previous year on 17 August 2021, the Company had given interest free loan of Rs. 236.80 million to ACME Phalodi Solar Energy Private Limited out of which loan of Rs. 226.80 million has been converted in to equity instruments (22,680,000 Equity Shares of Rs. 10 each) and loan of Rs. 10.00 million has been converted into Compulsorily Convertible debentures 'CCD' (1,000,000 CCD of face value of Rs. 10 each).

<sup>3</sup> On 12 January 2023, the Company has acquired 39% shares (49,316,280 Equity Shares of Rs.10 each) of ACME Aklera Power Technology Private Limited from DSDG Holding APS.

On 24 January 2023, the Company has acquired 10% shares (12,645,200 Equity Shares of Rs. 10 each) and Compulsorily Convertible debentures 'CCD' (18,967,800 CCD of face value of Rs. 10 each) of ACME Aklera Power Technology Private Limited from The United Nation Office for Project Service (UNOPS).

On 27 June 2023, the Company has acquired Compulsorily Convertible debentures 'CCD' (73,974,420 CCD of face value of Rs. 10 each) of ACME Aklera Power Technology Private Limited from DSDG Holdings APS.

<sup>4</sup> On 14 March 2023, the Company had given interest free loan of Rs. 3,279.90 million to ACME Raisar Solar Energy Private Limited out of which loan of Rs. 1,672.75 million has been converted in to equity instruments (167,274,900 Equity Shares of Rs. 10 each) and loan of Rs. 1,607.15 million has been converted into Optionally Convertible debentures 'OCD' (160,715,100 OCD of face value of Rs. 10 each).

<sup>5</sup> On 15 March 2023, the Company had given interest free loan of Rs. 1,658.25 million to ACME Dhaulpur Powertech Private Limited out of which loan of Rs. 845.71million has been converted in to equity instruments (84,570,648 Equity Shares of Rs. 10 each) and loan of Rs. 812.54 million has been converted into Optionally Convertible debentures 'OCD' (81,254,152 OCD of face value of Rs. 10 each).

Further on 18 March 2023, the Company had given interest free loan of Rs. 1,621.65 million to ACME Dhaulpur Powertech Private Limited out of which loan of Rs. 827.04 million has been converted in to equity instruments (82,704,252 Equity Shares of Rs. 10 each) and loan of Rs. 794.61 million has been converted into Optionally Convertible debentures 'OCD' (79,460,948 OCD of face value of Rs. 10 each).

**ACME Solar Holdings Limited (formerly known as ACME Solar Holdings Private Limited)**

**CIN - U40106HR2015PLC102129**

**Notes to the standalone financial statements for the year ended 31 March 2024**

<sup>6</sup> On 18 January, 2024 the Company has converted unsecured loan amounting to Rs. 4,036.40 million into 100,902,500 equity shares of Rs. 10 each and 302,737,500 optionally convertible debentures of Rs. 10 each of ACME Sikar Solar Private Limited. Subsequently, on 4 March, 2024 the company redeemed 201,770,000 optionally convertible debentures of Rs. 10 each.

<sup>7</sup> During the previous year, the company has sold Rs. 4.00 million Optionally Convertible Redeemable Preference Shares 'OCRPS' (17,316 OCRPS of face value of Rs. 231 each) of ACME Hisar Solar Power Private Limited, ACME Bhiwadi Solar Power Private Limited and ACME Karnal Solar Power Private Limited. During the current year, the company has sold Rs. 2.67 million Optionally Convertible Redeemable Preference Shares 'OCRPS' (11,544 OCRPS of face value of Rs. 231 each) of ACME Hisar Solar Power Private Limited, ACME Bhiwadi Solar Power Private Limited and ACME Karnal Solar Power Private Limited.

<sup>8</sup> During the previous year, the company has sold Rs. 6.66 million Optionally Convertible Redeemable Preference Shares 'OCRPS' (6,661 OCRPS of face value of Rs. 1000 each) of ACME Jaipur Solar Power Private Limited.

During the current year, the company has sold Rs. 3.33 million Optionally Convertible Redeemable Preference Shares 'OCRPS' (3,339 OCRPS of face value of Rs. 1000 each) and Rs. 215.33 million optionally convertible debenture (215,335 numbers of Rs 1,000 each) of ACME Jaipur Solar Power Private Limited.

<sup>9</sup> On 19 April 2023, the Company has transferred of Rs. 0.10 million equity share capital (10,000 Equity Shares of Rs. 10 each) of ACME ECO Clean Energy Private Limited to ACME Pokhran Solar Private Limited.

On 13 February, 2024 the Company has converted unsecured loan amounting to Rs. 1,035.70 million into 26,930,000 equity shares of Rs. 10 each and 76,640,000 optionally convertible debentures of Rs. 10 each of ACME Pokhran Solar Private Limited.

<sup>10</sup> On 27 December 2023, the Company has acquired 2,163,269 equity shares of face value Rs. 10 each at Rs. 441.48 million and 2,069,489 compulsory convertible debenture of Rs 204.08 each of ACME Solar Rooftop Systems Private Limited from Vittanath Power Private Limited.

\*On 6 June 2022, the Company had transferred 58,998,919 equity share capital of face value Rs. 10 each and 621,369 Compulsory Convertible Debenture of face value Rs. 1000 each of ACME Rewa Solar Energy Private Limited, 62,478,119 equity share capital of face value Rs. 10 each and 635,677 Compulsory Convertible Debenture of face value Rs. 1000 each of ACME Jodhpur Solar Power Private Limited and 28,493,700 equity share capital of face value Rs. 10 each and 15,209,056 Compulsory Convertible Debenture of face value Rs. 18 each of ACME Mahbubnagar Solar Energy Private Limited to ACME Solar Energy Private Limited.

On 7 June 2022, the Company had transferred 18,742,500 equity share capital of face value Rs. 10 each and 9,477,632 Compulsory Convertible Debenture of face value Rs. 19 each of ACME Yamunanagar Solar Power Private Limited to ACME Solar Energy Private Limited.

In consideration for above transaction ACME Solar Energy Private Limited has issued Compulsorily Convertible debentures 'CCD' of Rs. 3,514,50 million (3,514,500 CCD of face value of Rs. 1000 each) to the Company.

@ Investment in instruments have been classified as carried at amortised cost as per IND AS 109, since no ancillary transaction cost has been incurred on issue of such compound financial instruments. Accordingly, amortised cost is equal to the cost of such instruments.

^ On 27 April 2023, the Company has sold ACME ECO Clean Energy Private Limited to ACME Pokhran Solar Private Limited.

\*Refer note 47

*(This space has been intentionally left blank)*

ACME Solar Holdings Limited (formerly known as ACME Solar Holdings Private Limited)

CIN - U40106HR2015PLC102129

Notes to the standalone financial statements for the year ended 31 March 2024

Particulars	In Rs. million unless otherwise stated	
	As at	As at
	31 March 2024	31 March 2023
<b>6 Other financial assets - non current</b>		
Deferred consideration (refer note 47)	143.79	73.16
	<b>143.79</b>	<b>73.16</b>
<b>7 Deferred tax assets (net)</b>		
<b>Deferred tax assets arising on:</b>		
Employees benefits	5.95	5.75
Business losses	87.57	241.87
<b>Deferred tax liabilities arising on:</b>		
Unamortised ancillary cost	(1.51)	(2.24)
	<b>92.01</b>	<b>245.38</b>

Particulars (FY 2023-24)	In Rs. million unless otherwise stated			
	As at 1 April 2023	(Expenses)/ credit recognised in statement of profit and loss	Recognised in other comprehensive income	As at 31 March 2024
<b>Assets</b>				
Employees benefits	5.75	0.57	(0.37)	5.95
Business losses	241.87	(154.30)	-	87.57
<b>Liabilities</b>				
Unamortised borrowing cost	(2.24)	0.73	-	(1.51)
<b>Total</b>	<b>245.38</b>	<b>(153.00)</b>	<b>(0.37)</b>	<b>92.01</b>

Particulars (FY 2022-23)	In Rs. million unless otherwise stated			
	As at 1 April 2022	(Expenses)/ credit recognised in statement of profit and loss	Recognised in other comprehensive income	As at 31 March 2023
<b>Assets</b>				
Employees benefits	4.84	0.96	(0.05)	5.75
Business losses	60.48	181.39	-	241.87
<b>Liabilities</b>				
Unamortised borrowing cost	(3.01)	0.78	-	(2.24)
<b>Total</b>	<b>62.31</b>	<b>183.13</b>	<b>(0.05)</b>	<b>245.38</b>

ACME Solar Holdings Limited (formerly known as ACME Solar Holdings Private Limited)

CIN - U40106HR2015PLC102129

Notes to the standalone financial statements for the year ended 31 March 2024

**Effective tax reconciliation**

Particulars	For the year ended 31 March 2024	For the year ended 31 March 2023
Profit/ (loss) before tax	5,181.71	(485.05)
Applicable tax rate	25.17%	25.17%
<b>Expected tax expense [A]</b>	<b>1,304.13</b>	<b>(122.08)</b>
Expenses not considered in determining taxable profit	1.32	0.05
Capital gains taxed at different rate	(320.89)	(57.50)
Income tax adjustment relating to earlier year	0.83	0.58
Others	0.69	(3.60)
<b>Total adjustments [B]</b>	<b>(318.05)</b>	<b>(60.47)</b>
<b>Actual tax credit/ (expense) [C=A+B]</b>	<b>986.08</b>	<b>(182.55)</b>
Total tax incidence	986.08	(182.55)
<b>Tax credit/ (expense) recognized in statement of profit and loss [D]</b>	<b>986.08</b>	<b>(182.55)</b>

\*The Company had exercised the option under section 115BAA of the Income-tax Act, 1961, as introduced by the Taxation Laws (Amendment) Act, 2019, while filing return of income for the financial year ended 31 March 2021. Consequently, the Company had applied the lower income tax rates on the deferred tax assets/ liabilities to the extent these are expected to be realized or settled in the future period under the new regime.

*(This space has been intentionally left blank)*

ACME Solar Holdings Limited (formerly known as ACME Solar Holdings Private Limited)  
CIN - U40106HR2015PLC102129

Notes to the standalone financial statements for the year ended 31 March 2024

Particulars	In Rs. million unless otherwise stated	
	As at 31 March 2024	As at 31 March 2023
<b>8 Non current tax assets (net)</b>		
Advance income tax (net of provision)	-	608.66
	<u>-</u>	<u>608.66</u>
<b>9 Other non current assets</b>		
Deposits under protest with government authorities	0.91	0.91
Advance for land	-	1.82
	<u>0.91</u>	<u>2.73</u>
<b>10 Investments - current</b>		
Investments in Commercial Paper (at amortised cost)*	1,498.68	-
	<u>1,498.68</u>	<u>-</u>
*Commercial paper @ 8.05 %, maturity on 4 April, 2024		
<b>11 Trade receivables</b>		
Unsecured, considered good	1.90	140.94
	<u>1.90</u>	<u>140.94</u>

Trade receivable ageing schedule as at 31 March 2024 and 31 March 2023

31 March 2024	Outstanding for following periods from the due date of payment						Total
	Not due	Less than 6 months	6 months to 1 years	1-2 years	2-3years	More than 3 years	
Undisputed trade receivable							
Considered good	-	-	-	1.90	-	-	1.90
Credit impaired	-	-	-	-	-	-	-
Disputed trade receivable							
Considered good	-	-	-	-	-	-	-
Credit impaired	-	-	-	-	-	-	-
<b>Total trade receivable</b>	<b>-</b>	<b>-</b>	<b>-</b>	<b>1.90</b>	<b>-</b>	<b>-</b>	<b>1.90</b>
31 March 2023	Outstanding for following periods from the due date of payment						Total
Not due	Less than 6 months	6 months to 1 years	1-2 years	2-3years	More than 3 years		
Undisputed trade receivable							
Considered good	121.34	-	19.60	-	-	-	140.94
Credit impaired	-	-	-	-	-	-	-
Disputed trade receivable							
Considered good	-	-	-	-	-	-	-
Credit impaired	-	-	-	-	-	-	-
<b>Total trade receivable</b>	<b>121.34</b>	<b>-</b>	<b>19.60</b>	<b>-</b>	<b>-</b>	<b>-</b>	<b>140.94</b>

**12 Cash and cash equivalents**

Cash on hand	0.22	0.38
Balances with bank - current accounts	1,204.66	46.97
Fixed deposits with original maturity upto three months	111.64	267.94
	<u>1,316.52</u>	<u>315.29</u>

\*Fixed deposits of Rs. 111.47 million (31 March 2023: Rs. 115.71 million) has been used as collateral for letters of credit.

**13 Other bank balances**

Fixed deposits with remaining maturity more than 3 months and less then 12 months*	1,338.35	2,727.27
	<u>1,338.35</u>	<u>2,727.27</u>

\*Fixed deposits of Rs. 1,305.62 million (31 March 2023: Rs. 11.44 million) has been used as collateral for letters of credit and bank gaurantees

ACME Solar Holdings Limited (formerly known as ACME Solar Holdings Private Limited)  
CIN - U40106HR2015PLC102129

Notes to the standalone financial statements for the year ended 31 March 2024

Particulars	In Rs. million unless otherwise stated	
	As at 31 March 2024	As at 31 March 2023
<b>14 Loans - current</b>		
<b>Unsecured- considered good</b>		
Loans to related parties*#	1,705.15	3,323.80
	<b>1,705.15</b>	<b>3,323.80</b>
*Loan to related parties includes loan of Rs. nil (31 March 2023: Rs. 1,779.00 million) that are chargeable to interest @ 9.50% p.a. (31 March 2023: @ 9.50% p.a.) and are repayable within 12 months. Loan to related parties of Rs. 1,705.15 million (31 March 2023: Rs. 1,542.46 million) are interest free loan and repayable on demand (refer note 36).		
# Inclusive of accrued interest of Rs. nil (31 March 2023 : Rs. 2.34 million).		
<b>Note:</b>		
Loans or advances in the nature of loans are granted to promoter, directors, KMPs and the related parties (as defined under Companies Act, 2013), either severally or jointly with any other person, that are:		
(a) repayable on demand; or		
(b) without specifying any terms or period of repayment		
<b>31 March 2024</b>		
<b>Type of borrower</b>	<b>Amount of loan or advance in the nature of loan outstanding</b>	<b>Percentage to the total loans and advances in the nature of loans</b>
Promoter	-	-
Directors	-	-
KMPs	-	-
Related parties	1,705.15	100.00%
<b>31 March 2023</b>		
<b>Type of borrower</b>	<b>Amount of loan or advance in the nature of loan outstanding</b>	<b>Percentage to the total loans and advances in the nature of loans</b>
Promoter	-	-
Directors	-	-
KMPs	-	-
Related parties	1,542.46	46.41%
<b>15 Other financial assets - current</b>		
Interest accrued on compulsorily convertible debentures	2,560.16	2,077.30
Receivable from related party (refer note 36)	84.89	25.42
Contract assets^	482.39	420.04
Security deposits	0.37	0.01
Deferred consideration (refer note 47)	92.12	162.76
	<b>3,219.93</b>	<b>2,685.53</b>
^Recoverable from customer under contract for supply of goods manufactured exclusively for customers. (refer note 36)		
<b>16 Other current assets</b>		
Advance to vendors		
- Related party (refer note 36)	9,619.46	-
- Others	128.53	39.43
Advance to employees	3.30	3.62
Deposits with government authorities	676.90	538.23
Prepaid expenses	0.11	0.53
	<b>10,428.30</b>	<b>581.81</b>



17 Equity share capital

In Rs. million unless otherwise stated

Particulars	As at 31 March 2024		As at 31 March 2023	
	Number of shares	Amount	Number of shares	Amount
<b>Authorised</b>	1,000,000,000	10,000.00	1,000,000,000	10,000.00
Issued and subscribed and fully paid up	104,441,582	1,044.42	104,441,582	1,044.42
<b>Total</b>	<b>104,441,582</b>	<b>1,044.42</b>	<b>104,441,582</b>	<b>1,044.42</b>

1. Reconciliation of equity capital outstanding at the beginning and at the end of the reporting year

In Rs. million unless otherwise stated

Particulars	For the year ended 31 March 2024		For the year ended 31 March 2023	
	Number of shares	Amount	Number of shares	Amount
At the beginning of the year	104,441,582	1,044.42	104,441,582	1,044.42
Issued during the year	-	-	-	-
Outstanding at the end of the year	104,441,582	1,044.42	104,441,582	1,044.42

2. Shares held by holding Company

Particulars	As at 31 March 2024		As at 31 March 2023	
	Number of shares	Amount	Number of shares	Amount
ACME Cleantech Solutions Private Limited*	104,441,582	1,044.42	104,441,582	1,044.42

\* Includes a nominee shares held by VRS Infotech Private Limited.

3. Number of shares held by each shareholder holding more than 5% Shares in the Company

Particulars	As at 31 March 2024		As at 31 March 2023	
	Number of shares	% Holding	Number of shares	% Holding
ACME Cleantech Solutions Private Limited*	104,441,582	100%	104,441,582	100%

\* Refer above

4. Shareholding of promoter

Shareholding of promoter is as follows:

Promoter Name	Shares held by promoter				% Change during the year
	As at 31 March 2024		As at 31 March 2023		
	Number of shares	% Holding	Number of shares	% Holding	
ACME Cleantech Solutions Private Limited	104,441,582	100%	104,441,582	100%	0%

5. Terms/ rights attached to equity shares

The Company has only one class of equity shares having par value of Rs 10 per share. Each holder of equity shares is entitled to one vote per share. The Company declares and pays dividends in Indian rupees. In the event of liquidation of the Company, the holders of equity shares will be entitled to receive remaining assets of the Company, after distribution of all preferential amounts. The distribution will be in proportion to the number of equity shares held by the shareholder.

6. Details of shares issued pursuant to contract without payment being received in cash, allotted as fully paid up by way of bonus issues and brought back during the last 5 years for each class of shares

The Company has not issued any shares pursuant to a contract without payment being received in cash, allotted as fully paid up by way of bonus shares nor has there been any buy-back of shares in the current year and immediately preceding five years.

(This space has been intentionally left blank)

ACME Solar Holdings Limited (formerly known as ACME Solar Holdings Private Limited)

CIN - U40106HR2015PLC102129

Notes to the standalone financial statements for the year ended 31 March 2024

Particulars	In Rs. million unless otherwise stated	
	As at 31 March 2024	As at 31 March 2023
<b>18 Instrument entirely in the nature of equity</b>		
<b>Compulsorily convertible debentures**</b>		
Opening balance	6,500.00	6,500.00
Converted during the year	-	-
<b>Balances at the end of the year</b>	<b>6,500.00</b>	<b>6,500.00</b>
<b>*Terms of Compulsorily Convertible Debentures (CCDs)</b>		
The Company had issued 6,500,000 compulsorily convertible debentures of Rs. 1,000 each to ACME Cleantech Solutions Private Limited. Rate of interest on these CCDs is 8% with a moratorium period of one year from 19 September 2017. These CCDs shall be unsecured and their holders shall not be entitled to have any claim on any asset of the Company. These CCDs along with interest thereon, if any, will be converted into equity shares at any time at the option of CCD holders and the Company after the date of allotment. In case no option exercised by any CCD holders then these shall be compulsory converted into equity shares on expiry of thirty years from the date of allotment. Each CCD alongwith interest shall be mandatorily converted to 1.0444158 equity share of Rs.10 each at a price of Rs. 957.47 (inclusive of premium of Rs. 947.47) subject to ignoring of decimal part in rounding-off.		
CCDs holders has waived the interest accrued on these compulsory convertible debentures including for the current year as well as previous year.		
^Subsequent to year end, the Board of Directors in their meeting held on 27 May 2024 has approved the conversion of 6,500,000 CCDs amounting to Rs. 6,500 million into 6,500,000 non-convertible debentures (NCDs) amounting to Rs. 6,500 million, on the below mentioned terms and conditions:		
1. Interest rate on NCDs shall be 8% p.a. payable annually.		
2. NCDs shall be redeemable at par.		
3. The maximum tenure of NCDs shall be 5 year from the date of allotment of NCDs on conversion of CCDs		
4. The Company shall have a call option and debenture holders shall have a put option to redeem the debentures, either full or partial, at any time. If the option is not exercised, then the outstanding debentures will be redeemed on the expiry of tenure.		
On 12 June 2024, the Company has redeemed all the outstanding NCDs at par.		
<b>19 Other equity</b>		
<b>Securities premium</b>		
Opening balance	13,740.06	13,740.06
Issued capital during the year	-	-
<b>Balances at the end of the year</b>	<b>13,740.06</b>	<b>13,740.06</b>
<b>Debenture redemption reserve</b>		
Opening balance	43.41	75.00
Transfer to retained earnings	-	(31.59)
<b>Balances at the end of the year</b>	<b>43.41</b>	<b>43.41</b>
<b>Retained earnings</b>		
Opening balance	1,496.85	1,767.62
Net (loss)/ profit during the year	4,195.63	(302.50)
Remeasurement of post-employment benefit obligation during the year	1.47	0.19
Tax effect on remeasurement during the year	(0.37)	(0.05)
Transfer from debenture redemption reserve	-	31.59
<b>Balances at the end of the year</b>	<b>5,693.58</b>	<b>1,496.85</b>
<b>Total other equity</b>	<b>19,477.05</b>	<b>15,280.32</b>

**Securities premium**

Securities premium represents premium received on issue of shares. The reserve is utilised in accordance with the provisions of the Companies Act, 2013.

**Debenture redemption reserve**

The Company is required to create a Debenture Redemption Reserve out of the profits which are available for payment of dividend for the purpose of redemption of debentures. Accordingly, Debenture redemption reserve has been created to the extent of profits available for payment of dividend.

**Retained earnings**

All the profits or losses made by the Company are transferred to retained earnings from statement of profit and loss.

**Remeasurement of defined benefit plans**

This represents the actuarial gains/losses recognised in other comprehensive income.

ACME Solar Holdings Limited (formerly known as ACME Solar Holdings Private Limited)

CIN - U40106HR2015PLC102129

Notes to the standalone financial statements for the year ended 31 March 2024

Particulars	In Rs. million unless otherwise stated	
	As at 31 March 2024	As at 31 March 2023
<b>20 Long term borrowings</b>		
<b>Secured</b>		
Non convertible debentures from financial institution <sup>*#</sup>	347.25	434.06
<b>Unsecured</b>		
Loan from related parties <sup>^@</sup>	16,590.50	9,323.54
	<u>16,937.75</u>	<u>9,757.60</u>
* On 21 March 2022, the Company had issued non-convertible debenture of Rs. 750 million vide a debenture trust deed ("DTD"), to the financial institution. (refer note 37).		
#Refer note 40 for assets pledged		
^ Net of ancillary cost of Rs. 6.01 million (31 March 2023: Rs. 8.88 million).		
@Carries interest @ 9.50% p.a. with the tenure of 15 years beginning from the date of disbursement of first tranche. Principal will be repaid in one bullet installment at the end of the tenure and interest will be paid on yearly basis. (refer note 36).		
<b>21 Provisions - non current</b>		
Provision for employee benefits		
Provision for gratuity (refer note 43)	11.54	10.70
Provision for compensated absences	7.19	7.73
	<u>18.73</u>	<u>18.43</u>
<b>22 Short term borrowings</b>		
<b>Secured</b>		
<b>Current maturities of long term borrowings</b>		
Non convertible debentures from financial institution <sup>#</sup>	86.81	-
<b>Unsecured</b>		
Loan from related parties (refer note 36* <sup>^</sup> )	-	6,984.35
	<u>86.81</u>	<u>6,984.35</u>
*Loan from related parties amounting to Rs. Nil (31 March 2023: Rs. 3,988.40 million) that are chargeable to interest (31 March 2023: 9.50% p.a.) and repayable within 12 months and loan from related parties of Rs. nil (31 March 2023: Rs. 2,806.96 million) are interest free and repayable on demand. (refer note 36)		
^ Inclusive of accrued interest of Rs. nil (31 March 2023 : Rs. 188.99 million).		
#Refer note 40 for assets pledged		
<b>23 Trade payables</b>		
Total outstanding dues of Micro enterprises and Small Enterprises	60.76	65.20
Total outstanding dues of creditors other than micro enterprises and small enterprises.*	443.78	320.31
	<u>504.54</u>	<u>385.51</u>
*Also include trade payable to related parties (refer note 36)		
<b>Note:-</b>		
a Disclosure under the Micro, Small and Medium Enterprises Development Act, 2006 ('MSMED Act, 2006):		
i) The principal amount and the interest due thereon remaining unpaid to any supplier as at the end of each accounting year	52.66	60.40
ii) The amount of interest paid by the buyer in terms of section 16, along with the amounts of the payments made to the supplier beyond the appointed day during accounting year	-	-
iii) The amount of interest due and payable for the period of delay in making payments (which have been paid but beyond the appointed day during the year) but without adding the interest specified under the MSMED Act, 2006.	8.10	4.80
iv) The amount if interest accrued and remaining unpaid at the end of each accounting year, and	-	-
v) The amount of further interest remaining due and payable even in the succeeding year, until such date when the interest dues as above are actually paid to the small enterprise for the purpose of disallowance as a deductible expenditure under section 23 of the MSMED Act, 2006	-	-
	<u>60.76</u>	<u>65.20</u>

The above information regarding dues to Micro, Small and Medium enterprises as defined under the Micro, Small and Medium Enterprises Development Act (MSMED), 2006 has been determined to the extent identified and information available with the Company pursuant to Section 22 of the Micro, Small and Medium enterprises Development Act (MSMED), 2006.

ACME Solar Holdings Limited (formerly known as ACME Solar Holdings Private Limited)

CIN - U40106HR2015PLC102129

Notes to the standalone financial statements for the year ended 31 March 2024

Trade payable ageing schedule as at 31 March 2024 and 31 March 2023

31 March 2024	Outstanding for following periods from the due date of payment					Total
	In Rs. million unless otherwise stated					
	Not due	Less than 1 year	1-2 years	2-3 years	More than 3 years	
Undisputed dues - MSME*	13.25	30.62	11.05	4.61	1.23	60.76
Undisputed dues - Others	218.51	174.10	40.81	5.35	5.01	443.78
Disputed dues - MSME*	-	-	-	-	-	-
Disputed dues - Others	-	-	-	-	-	-
<b>Total trade payables</b>	<b>231.76</b>	<b>204.72</b>	<b>51.86</b>	<b>9.96</b>	<b>6.24</b>	<b>504.54</b>

31 March 2023	Outstanding for following periods from the due date of payment					Total
	In Rs. million unless otherwise stated					
	Not due	Less than 1 year	1-2 years	2-3 years	More than 3 years	
Undisputed dues - MSME*	19.34	40.81	5.05	-	-	65.20
Undisputed dues - Others	177.72	111.20	25.52	1.02	4.85	320.31
Disputed dues - MSME*	-	-	-	-	-	-
Disputed dues - Others	-	-	-	-	-	-
<b>Total trade payables</b>	<b>197.06</b>	<b>152.01</b>	<b>30.57</b>	<b>1.02</b>	<b>4.85</b>	<b>385.51</b>

\*MSME as per the Micro, Small and Medium Enterprises Development Act, 2006.

In Rs. million unless otherwise stated

Particulars	As at	
	31 March 2024	31 March 2023
<b>24 Other financial liabilities</b>		
Interest accrued on non convertible debenture	0.89	0.06
Interest accrued on long term borrowings from related parties (refer note 36)	1,496.24	958.56
Capital Creditors	0.23	-
Employee related liabilities	164.93	66.11
Other financial liabilities		
Related parties (refer note 36)	3,571.27	18.54
Others	168.64	117.30
	<b>5,402.20</b>	<b>1,160.57</b>
<b>25 Other current liabilities</b>		
Advance from Customers*	10,386.95	10,889.26
Contract liability	-	25.44
Statutory dues	188.22	181.59
Others	95.89	95.93
	<b>10,671.06</b>	<b>11,192.22</b>
*Includes advance from related parties (refer note 36)		
<b>26 Provisions - current</b>		
Provision for employee benefits		
Provision for gratuity (refer note 43)	2.92	2.85
Provision for compensated absences	1.98	1.55
	<b>4.90</b>	<b>4.40</b>
<b>27 Current tax liabilities (net)</b>		
Provision for tax (net of taxes)	259.69	-
	<b>259.69</b>	<b>-</b>

(This space has been intentionally left blank)

ACME Solar Holdings Limited (formerly known as ACME Solar Holdings Private Limited)

CIN - U40106HR2015PLC102129

Notes to the standalone financial statements for the year ended 31 March 2024

Particulars	In Rs. million unless otherwise stated	
	For the year ended 31 March 2024	For the year ended 31 March 2023
<b>27 Revenue from operations</b>		
Revenue from engineering, procurement and construction services*	4,708.40	4,466.48
Revenue from project management services	-	219.43
	<b>4,708.40</b>	<b>4,685.91</b>

\*Revenue from sale of engineering, procurement and construction services under the agreement entered with the Holding Company and subsidiary companies amount to Rs. 4.93 million (31 March 2023: Rs. 30.86 million) and Rs. 4,703.47 million (31 March 2023: Rs. 4,433.43 million) respectively.

**Revenue from contracts with customers**

**a) Disaggregation of revenue**

Set out below is the disaggregation of the Company's revenue from contracts with customers:

Particulars	In Rs. million unless otherwise stated	
	For the year ended 31 March 2024	For the year ended 31 March 2023
<b>Revenue from contracts with customers</b>		
Based on nature of goods/ services		
Revenue from engineering, procurement and construction services	4,708.40	4,466.48
Revenue from project management services	-	219.43
<b>Total revenue</b>	<b>4,708.40</b>	<b>4,685.91</b>

**b) Contract balances**

The following table provides information about receivables, contract assets and contract liabilities from contract with customers:

Particulars	In Rs. million unless otherwise stated	
	As at 31 March 2024	As at 31 March 2023
<b>Receivables</b>		
Trade receivables	1.90	140.94
Less : Allowances for doubtful debts	-	-
<b>Total receivables (a)</b>	<b>1.90</b>	<b>140.94</b>
<b>Contract assets</b>		
Unbilled revenue other than passage of time	482.39	420.04
Unbilled revenue with passage of time	-	-
<b>Total contract assets (b)</b>	<b>482.39</b>	<b>420.04</b>
<b>Contract liabilities</b>		
Contract liability other than passage of time	-	25.44
Advance from customer	10,386.95	10,889.26
<b>Total contract liabilities (c)</b>	<b>10,386.95</b>	<b>10,914.70</b>
<b>Total (a+b-c)</b>	<b>(9,902.66)</b>	<b>(10,353.72)</b>

Contract asset is the right to consideration in exchange for goods or services transferred to the customer. Contract liability is the entity's obligation to transfer goods or services to a customer for which the entity has received consideration from the customer in advance. Contract assets are transferred to receivables when the rights become unconditional i.e. only the passage of time is required before payment of consideration is due and the amount is billable. Contract liabilities are recognized as revenue as and when the performance obligation is satisfied.

Significant changes in the contract assets balances during the year are as follows:

Particulars	In Rs. million unless otherwise stated	
	As at 31 March 2024	As at 31 March 2023
<b>Opening Balance</b>	420.04	547.00
(Reversed)/ recognized during the year	482.39	420.04
Transfer during the year	(420.04)	(547.00)
<b>Closing balance</b>	<b>482.39</b>	<b>420.04</b>

Significant changes in the contract liabilities balances during the year are as follows:

Particulars	In Rs. million unless otherwise stated	
	As at 31 March 2024	As at 31 March 2023
<b>Opening balance</b>	10,914.70	2,278.10
Amount received	4,666.74	14,321.54
Performance obligations satisfied in current year	(5,194.49)	(5,684.94)
<b>Closing balance</b>	<b>10,386.95</b>	<b>10,914.70</b>

## c) Reconciling the amount of revenue recognised in the statement of profit and loss with the contracted price

Particulars	In Rs million unless otherwise stated	
	For the year ended 31 March 2024	For the year ended 31 March 2023
Revenue as per contract	4,708.40	4,685.91
<b>Revenue from contract with customers</b>	<b>4,708.40</b>	<b>4,685.91</b>

## d) Timing of revenue recognition

Particulars	In Rs million unless otherwise stated	
	For the year ended 31 March 2024	For the year ended 31 March 2023
Revenue recognition over period of time	4,708.40	4,466.48
Revenue recognition at a point of time	-	219.43
	<b>4,708.40</b>	<b>4,685.91</b>

## e) Transaction price - remaining performance obligation

The remaining performance obligation disclosure provides the aggregate amount of the transaction price yet to be recognized as at the end of the reporting period and an explanation as to when the Company expects to recognize these amounts in revenue. Applying the practical expedient as given in Ind AS 115, the Company has not disclosed the remaining performance obligation related disclosures for contracts as the revenue recognised corresponds directly with the value to the customer of the entity's performance completed till the reporting period.

f) There is no significant estimate involved in the recognition of revenue from contract.

## 28 Other income

Interest income		
Bank deposits	88.03	61.62
Compulsorily convertible debentures	1,039.71	847.11
Inter corporate deposits	164.65	2.59
Commercial paper	12.32	
Income-tax refund	17.15	7.73
Gain on foreign exchange fluctuation (net)	0.51	-
Liabilities no longer required written back	-	0.11
Miscellaneous income	14.11	7.93
	<b>1,336.48</b>	<b>927.09</b>

## 29 Construction expenses

Cost of material consumed	3,771.66	3,424.57
Other construction expenses	628.61	1,002.52
	<b>4,400.27</b>	<b>4,427.09</b>

## 30 Employee benefits expense

Salaries, wages and bonus	656.89	435.23
Contribution to provident and other funds	23.77	18.30
Staff welfare expenses	1.52	3.37
	<b>682.18</b>	<b>456.90</b>

## 31 Finance costs

Interest on		
Non-convertible debenture	58.96	96.18
Inter corporate deposits	1,730.16	1,429.53
Delayed payment of taxes	0.68	5.42
Delayed payment to MSME vendor	3.30	-
Amortisation of ancillary cost of borrowings	2.88	3.07
	<b>1,795.98</b>	<b>1,534.20</b>

## 32 Depreciation expenses

Depreciation expense (refer note 3)	0.03	0.03
	<b>0.03</b>	<b>0.03</b>

ACME Solar Holdings Limited (formerly known as ACME Solar Holdings Private Limited)  
CIN - U40106HR2015PLC102129  
Notes to the standalone financial statements for the year ended 31 March 2024

Particulars	In Rs million unless otherwise stated	
	For the year ended 31 March 2024	For the year ended 31 March 2023
<b>33 Other expense</b>		
Repairs and maintenance		
Plant & machinery	1.98	-
Others	-	0.02
Rent and hire charges	0.07	0.08
Rates and taxes	9.14	5.94
Insurance	0.42	0.18
Travelling and conveyance	1.69	0.43
Legal and professional fees	162.23	64.48
Directors sitting fees	0.18	0.24
Payment to auditors (refer note 'a' below)	3.97	1.12
Bank charges	0.11	0.05
Transmission, installation and land development	0.56	-
Loss on exchange fluctuation (net)	-	0.25
Miscellaneous expenses	2.52	1.40
	<b>182.87</b>	<b>74.19</b>
Note:-		
a) payment to auditors (inclusive of taxes) as auditors	3.97	1.12
	<b>3.97</b>	<b>1.12</b>
<b>34 Exceptional Items</b>		
Profit on sale of investments (refer note 47)	5,923.55	225.67
Contingent consideration related to investment disposed in earlier years	274.61	168.69
	<b>6,198.16</b>	<b>394.36</b>

(This space has been intentionally left blank)

**35 Financial instruments**

**(i) Fair value hierarchy**

There are no financial assets or liabilities measured at fair value in these standalone financial statements.

**(ii) Financial instruments by category**

In Rs million unless otherwise stated

Particulars	31 March 2024		31 March 2023	
	FVTPL*	Amortised cost	FVTPL*	Amortised cost
<b>Financial assets</b>				
Investments**	-	25,120.91	-	22,347.17
Loans	-	1,705.15	-	3,323.80
Other financial assets	-	3,363.72	-	2,758.69
Trade receivables	-	1.90	-	140.94
Cash and cash equivalents	-	1,316.52	-	315.29
Other bank balances	-	1,338.35	-	2,727.27
<b>Total financial assets</b>	-	<b>32,846.55</b>	-	<b>31,613.16</b>
<b>Financial liabilities</b>				
Borrowings	-	17,024.56	-	16,741.95
Other financial liabilities	-	5,402.20	-	1,160.57
Trade payables	-	504.54	-	385.51
<b>Total financial liabilities</b>	-	<b>22,931.30</b>	-	<b>18,288.03</b>

\*Fair value through Profit and Loss

The amortised cost of the financial assets and liabilities approximate to the fair value on the respective reporting dates.

\*\*Investment in equity shares of subsidiaries and in CCD's which are entirely in the nature of equity, carried at cost have not been disclosed in the statement above.

**(iii) Risk management**

The Company's activities expose it to market risk, liquidity risk and credit risk. The Company board of directors has overall responsibility for the establishment and oversight of the Company's risk management framework. This note explains the sources of risk which the Company is exposed to and how the Company manages the risk and the related impact in the financial statements.

**(A) Credit risk**

Credit risk is the risk that a counterparty fails to discharge its obligation to the Company. The Company's exposure to credit risk is influenced mainly by cash and cash equivalents, trade receivables and financial assets measured at amortised cost. The Company continuously monitors defaults of customers and other counterparties and incorporates this information into its credit risk controls.

**a) Credit risk management**

**i) Credit risk rating**

The Company assesses and manages credit risk of financial assets based on following categories arrived on the basis of assumptions, inputs and factors specific to the class of financial assets.

A: Low credit risk on financial reporting date

B: Moderate credit risk

C: High credit risk

The Company provides for expected credit loss based on the following:

Asset group	Basis of categorisation	Provision for expected credit loss
Low credit risk	Investment, cash and cash equivalents, other bank balances, loans, trade receivables and other financial assets	12 month expected credit loss

Based on business environment in which the Company operates, there have been no defaults on financial assets of the Company by the counterparty. Loss rates reflecting defaults are based on actual credit loss experience and considering differences between current and historical economic conditions.

Assets are written off when there is no reasonable expectation of recovery, such as a debtor declaring bankruptcy or a litigation decided against the Company. The Company continues to engage with parties whose balances are written off and attempts to enforce repayment. There have been no cases of write off with the Company.

In Rs million unless otherwise stated

Credit rating	Particulars	31 March 2024	31 March 2023
A: Low credit risk	Investment, cash and cash equivalents, other bank balances, loans, trade receivables and other financial assets	32,846.55	31,613.16

(This space has been intentionally left blank)



b) Credit risk exposure

(i) Provision for expected credit losses

The Company provides for 12 month expected credit losses for following financial assets –

31 March 2024

Particulars	Estimated gross carrying amount at default	Expected credit losses	Carrying amount net of impairment provision
Investments	25,120.91	-	25,120.91
Cash and cash equivalents	1,316.52	-	1,316.52
Other bank balances	1,338.35	-	1,338.35
Loans	1,705.15	-	1,705.15
Trade receivables	1.90	-	1.90
Other financial assets	3,363.72	-	3,363.72

31 March 2023

Particulars	Estimated gross carrying amount at default	Expected credit losses	Carrying amount net of impairment provision
Investments	22,347.17	-	22,347.17
Cash and cash equivalents	315.29	-	315.29
Other bank balances	2,727.27	-	2,727.27
Loans	3,323.80	-	3,323.80
Trade receivables	140.94	-	140.94
Other financial assets	2,758.69	-	2,758.69

The credit risk for cash and cash equivalents and other bank balances is considered negligible, since the counterparties are reputable banks with high quality external credit ratings. Loan is given to related parties within the Group. Accordingly, credit risk for loan is considered negligible.

(B) Liquidity risk

Liquidity risk is the risk that the Company will encounter difficulty in meeting the obligations associated with its financial liabilities that are settled by delivering cash or another financial asset. The Company's approach to managing liquidity is to ensure as far as possible, that it will have sufficient liquidity to meet its liabilities when they are due.

Management monitors rolling forecasts of the Company's liquidity position and cash and cash equivalents on the basis of expected cash flows. The Company takes into account the liquidity of the market in which the Company operates.

**Maturities of financial liabilities**

The following are the remaining contractual maturities of financial liabilities at the reporting date. The amounts are gross and undiscounted, and include estimated interest payments, where applicable.

In Rs million unless otherwise stated

31 March 2024	On demand	Less than 1 year	1 - 5 years	More than 5 years	Total
<b>Non-derivatives</b>					
Borrowings (including interest)	-	1,646.88	429.07	16,590.50	18,666.45
Trade payables	-	504.54	-	-	504.54
Other financial liabilities	-	3,905.07	-	-	3,905.07
<b>Total</b>	-	<b>6,056.72</b>	<b>429.07</b>	<b>16,590.50</b>	<b>23,076.29</b>

31 March 2023	On demand	Less than 1 year	1 - 5 years	More than 5 years	Total
<b>Non-derivatives</b>					
Borrowings (including interest)	6,984.35	1,899.41	4,111.00	16,801.56	29,796.32
Trade payables	-	385.51	-	-	385.51
Other financial liabilities	-	227.39	-	-	227.39
<b>Total</b>	<b>6,984.35</b>	<b>2,512.31</b>	<b>4,111.00</b>	<b>16,801.56</b>	<b>30,409.22</b>

The gross outflows disclosed in the above table represent the contractual undiscounted cash flows relating to financial liabilities held for risk management purposes and which are not usually closed out before contractual maturity.

(This space has been intentionally left blank)

(C) Market risk

a) Foreign exchange risk

The company does not have any foreign exchange risk as there are no foreign currency transactions.

b) Interest rate risk

i) Liabilities

The Company's policy is to minimise interest rate cash flow risk exposures on long-term financing. The Company is currently not exposed to changes in market interest rates as there are no borrowings at variable interest rates.

*Interest rate risk exposure*

Below is the overall exposure of the Company to interest rate risk:

**In Rs million unless otherwise stated**

Particulars	31 March 2024	31 March 2023
Fixed rate borrowing	17,024.56	13,746.00
<b>Total borrowings</b>	<b>17,024.56</b>	<b>13,746.00</b>

ii) Assets

The Company's fixed deposits are carried at amortised cost and are fixed rate deposits. They are therefore not subject to interest rate risk as defined in Ind AS 107, since neither the carrying amount nor the future cash flows will fluctuate because of a change in market interest rates.

*Interest rate risk exposure*

Below is the overall exposure of the deposits:

**In Rs million unless otherwise stated**

Particulars	31 March 2024	31 March 2023
Fixed rate deposits	1,449.99	2,995.21
<b>Total deposits</b>	<b>1,449.99</b>	<b>2,995.21</b>

c) Price risk

The Company does not have any other price risk than interest rate risk and foreign currency risk as disclosed above.

**Capital management**

For the purpose of the Company's capital management, capital includes issued equity capital, share premium and all other equity reserves attributable to the equity holders of the parent. The primary objective of the Company's capital management is to maximise the shareholder value.

The Company manages its capital structure and makes adjustments in light of changes in economic conditions and the requirements of the financial covenants. To maintain or adjust the capital structure, the Company may adjust the dividend payment to shareholders, return capital to shareholders or issue new shares. The Company monitors capital using a gearing ratio, which is net debt divided by total capital plus net debt. The Company's policy is to keep an optimum gearing ratio. The Company includes within net debt, interest bearing loans and borrowings, trade payables, less cash and cash equivalents.

**In Rs million unless otherwise stated**

Particulars	31 March 2024	31 March 2023
Borrowings	17,024.56	16,741.95
Trade payables	504.54	385.51
Other financial liabilities	5,402.20	1,160.57
Less: Cash and cash equivalents	1,316.52	315.29
<b>Net debt</b>	<b>21,614.78</b>	<b>17,972.74</b>
Equity*	27,021.47	22,824.74
Total equity	<b>27,021.47</b>	<b>22,824.74</b>
<b>Capital and net debt</b>	<b>48,636.25</b>	<b>40,797.48</b>
<b>Gearing ratio (%)</b>	<b>44.44%</b>	<b>44.00%</b>

\*Compulsorily convertible debentures of Rs 6,500 million (31 March 2023: Rs. 6,500 million) held by Company's Holding Company, has been considered as equity for the purpose of calculation of gearing ratio.

In order to achieve this overall objective, the Company's capital management, amongst other things, aims to ensure that it meets financial covenants attached to the interest bearing loans and borrowings that define capital structure requirements. Breaches in meeting the financial covenants would permit the bank to immediately call loans and borrowings.

(This space has been intentionally left blank)

36 Related parties

I List of related parties as per the requirements of Ind-AS 24 - Related Party Disclosures

Nature of relationship	Name of related party
Ultimate Holding Company	MKU Holdings Private Limited
Holding Company	ACME Cleantech Solutions Private Limited
Subsidiaries	<p>Acme Solar Energy Private Limited  Aarohi Solar Private Limited  ACME Jaisalmer Solar Power Private limited  Vishwatma Solar Energy Private limited  Niranjana Solar Energy Private Limited  Dayanidhi Solar Power Private Limited  Acme Solar Power Technology Private Limited  Devishi Renewable Energy Private Limited^  Devishi Solar Power Private Limited^  Eminent Solar Power Private Limited^  Sunworld Energy Private Limited^  ACME Kaithal Solar Power Private Limited^  ACME Koppal Solar Energy Private Limited^  ACME Babadham Solar Power Private Limited^  ACME Vijayapura Solar Energy Private Limited^  ACME Kittur Solar Energy Private Limited^  ACME Guledagudda Solar Energy Private Limited^  ACME Kudligi Solar Energy Private Limited^  ACME Sandur Solar Energy Private Limited^  Acme Sidlaghatta Solar Energy Private Limited  ACME Hukkeri Solar Energy Private Limited^  ACME Deoghar Solar Power Private Limited  ACME Dhaultpur Powertech Private Limited  ACME Raisar Solar Energy Private Limited  ACME Phalodi Solar Energy Private Limited  ACME Heergarh Powertech Private Limited  ACME Aklera Power Technology Private Limited  Acme Renewable Solutions Private Limited  Acme Urja Private Limited  Acme Surya Modules Private Limited  ACME Sun Power Private Limited^  ACME Pokhran Solar Private Limited  ACME Sikar Solar Private Limited  ACME Urja Two Private Limited (formerly known as ACME Pushkar Solar Private Limited)^  ACME Urja One Private Limited (formerly known as ACME Barmer Solar Private Limited)^  ACME Renewable Resources Private Limited  ACME Surya Power Private Limited^  ACME Solartech Private Limited^  ACME Surya Energy Private Limited^  Renew Photovoltaics Private Limited  ACME Eco Clean Energy Private Limited#  ACME Venus Urja Private Limited</p>
Nature of relationship	Name of related party
Stepdown subsidiaries	<p>ACME Solar Technologies (Gujarat) Private Limited  ACME Solar Energy (Madhya Pradesh) Private Limited  Acme Odisha Solar Power Private Limited  ACME Raipur Solar Power Private Limited  Nirosha Power Private Limited  ACME PV Powertech Private Limited  ACME Magadh Solar Power Private Limited  ACME Nalanda Solar Power Private Limited  Acme Rewa Solar Energy Private Limited@  ACME Jodhpur Solar Power Private Limited@  Acme Mahbubnagar Solar Energy Private Limited@  Acme Yamunanagar Solar Power Private Limited@  Vittanath Power Private Limited^  Mihit Solar Power Private Limited^  ACME Solar Rooftop Systems Private Limited*  Grahati Solar Energy Private Limited  Dayakara Solar Power Private Limited**</p>
Key Management Personnel and directors	<p>Manoj Kumar Upadhyay (Chairman and Managing Director)  Rajesh Sodhi (Company Secretary)</p>
Whole time directors	Shashi Shekhar
Non executive directors	<p>Atul Sabharwal  Venkatraman Krishnan</p>

@ Sold during the previous year

^ Sold during the current year

# On 19 April 2023, the Company has sold ACME ECO Clean Energy Private Limited to ACME Pokhran Solar Private Limited.

Further on 17 May 2023, the Company has sold ACME Urja One Private Limited (formerly known as ACME Barmer Solar Private Limited) to ACME Cleantech Solutions Private Limited.

\*On 27 December 2023, the Company has acquired 2,163,269 equity shares of face value Rs. 10 each at Rs. 441.48 million and 2,069,489 compulsory convertible debenture of Rs 204.08 each of ACME Solar Rooftop Systems Private Limited from Vittanath Power Private Limited.

**ACME Solar Holdings Limited (formerly known as ACME Solar Holdings Private Limited)**

**CIN - U40106HR2015PLC102129**

**Notes to the standalone financial statements for the year ended 31 March 2024**

\*\*On 30 March 2024, the Company has acquired 10,000 equity shares of face value Rs. 10 each at par of ACME Venus Urja Private Limited.

ACME Solar Holdings Limited (formerly known as ACME Solar Holdings Private Limited)

CIN - U40106HR2015PLC102129

Notes to the standalone financial statements for the year ended 31 March 2024

In Rs million unless otherwise stated

S.No.	Particular	For the year ended 31 March 2024	For the year ended 31 March 2023	For the year ended 31 March 2024	For the year ended 31 March 2023	For the year ended 31 March 2024	For the year ended 31 March 2023
(A)	Transaction with related parties^	Holding Company	Holding Company	Others	Others	Key management personnel	Key management personnel
<b>1</b>	<b>Investment made in equity instruments</b>						
	ACME Sikar Solar Private Limited	-	-	1,009.03	-	-	-
	ACME Pokhran Solar Private Limited	-	-	269.30	-	-	-
	ACME Surya Energy Private Limited	-	-	-	0.10	-	-
	ACME Solartech Private Limited	-	-	-	0.10	-	-
	ACME Clean Energy Private Limited	-	-	-	0.10	-	-
	ACME Renewable Resources Private Limited	-	-	-	0.10	-	-
	ACME Aklera Power Technology Private Limited	-	-	-	721.02	-	-
	ACME Solar Rooftop Systems Private Limited	-	-	441.48	-	-	-
	ACME Venus Urja Private Limited	-	-	0.10	-	-	-
<b>2</b>	<b>Investment made in compulsorily convertible debentures</b>						
	ACME Solar Energy Private Limited	-	-	-	3,514.50	-	-
	ACME Aklera Power Technology Private Limited	-	-	872.90	208.64	-	-
	ACME Solar Rooftop Systems Private Limited	-	-	422.34	-	-	-
<b>3</b>	<b>Investment made in Optionally convertible debentures</b>						
	ACME Sikar Solar Private Limited	-	-	1,009.68	-	-	-
<b>4</b>	<b>Conversion of loan into equity instruments</b>						
	ACME Phalodi Solar Energy Private Limited	-	-	275.10	675.40	-	-
	ACME Raisar Solar Energy Private Limited	-	-	-	1,672.75	-	-
	ACME Dhaulpur Powertech Private Limited	-	-	-	1,672.75	-	-
	ACME Pokhran Solar Private Limited	-	-	269.30	-	-	-
<b>5</b>	<b>Conversion of loan into compulsorily convertible debentures</b>						
	ACME Phalodi Solar Energy Private Limited	-	-	-275.10	2,696.90	-	-
<b>6</b>	<b>Conversion of loan into optionally convertible debentures</b>						
	ACME Deoghar Solar Power Private Limited	-	-	-275.00	2,672.44	-	-
	ACME Raisar Solar Energy Private Limited	-	-	-	1,607.15	-	-
	ACME Dhaulpur Powertech Private Limited	-	-	-	1,607.15	-	-
	ACME Pokhran Solar Private Limited	-	-	766.00	-	-	-

ACME Solar Holdings Limited (formerly known as ACME Solar Holdings Private Limited)

CIN - U40106HR2015PLC102129

Notes to the standalone financial statements for the year ended 31 March 2024

In Rs million unless otherwise stated

S.No.	Particular	For the year ended 31 March 2024	For the year ended 31 March 2023	For the year ended 31 March 2024	For the year ended 31 March 2023	For the year ended 31 March 2024	For the year ended 31 March 2023
(A)	Transaction with related parties^	Holding Company	Holding Company	Others	Others	Key management personnel	Key management personnel
7	<b>Sale of investment in equity share capital</b>						
	ACME Solar Energy Private Limited	-	-	-	1,800.82	-	-
	ACME Cleantech Solutions Private Limited	0.70	0.10	-	-	-	-
	Vittanath Power Private Limited	-	-	478.40	-	-	-
8	<b>Sale of compulsorily convertible debentures investment</b>						
	ACME Solar Energy Private Limited	-	-	-	1,710.89	-	-
9	<b>Purchase of goods/ services from related parties</b>						
	MKU Holding Private Limited	508.72	-	-	-	-	-
	ACME Cleantech Solutions Private Limited	-	1.12	-	-	-	-
	ACME Solar Energy Power Limited	-	-	1,359.28	608.51	-	-
	SMSW Lab & Research Centre LLP	-	-	-	0.52	-	-
10	<b>Revenue from sale of engineering, procurement and construction services</b>						
	ACME Cleantech Solutions Private Limited	-	30.86	-	-	-	-
	ACME Aklera Power Technology Private Limited	-	-	479.57	1,084.17	-	-
	ACME Phalodi Solar Energy Private Limited	-	-	1,539.66	1,007.02	-	-
	ACME Raisar Solar Energy Private Limited	-	-	633.44	576.26	-	-
	ACME Dhaulpur Powertech Private Limited	-	-	1,151.27	830.57	-	-
	ACME Deoghar Solar Power Private Limited	-	-	1,447.71	1,073.39	-	-

(This space has been intentionally left blank)

ACME Solar Holdings Limited (formerly known as ACME Solar Holdings Private Limited)  
CIN - U40106HR2015PLC102129  
Notes to the standalone financial statements for the year ended 31 March 2024

In Rs million unless otherwise stated

S.No.	Particular	For the year ended 31 March 2024	For the year ended 31 March 2023	For the year ended 31 March 2024	For the year ended 31 March 2023	For the year ended 31 March 2024	For the year ended 31 March 2023
(A)	Transaction with related parties^	Holding Company	Holding Company	Others	Others	Key management personnel	Key management personnel
<b>11</b>	<b>Project management service income</b>						
	Vittanath Power Private Limited	-	-	-	9.50	-	-
	ACME Deoghar Solar Power Private Limited	-	-	-	19.93	-	-
	ACME Solar Energy Private Limited	-	-	-	190.00	-	-
<b>12</b>	<b>EPC advance received from related parties</b>						
	ACME Heergarh Powertech Private Limited	-	-	-	621.36	-	-
	ACME Raisar Solar Energy Private Limited	-	-	-	2,931.30	-	-
	ACME Deoghar Solar Power Private Limited	-	-	-	1,435.58	-	-
	ACME Dhaultpur Powertech Private Limited	-	-	-	2,531.30	-	-
	ACME Phalodi Solar Energy Private Limited	-	-	-	2,118.94	-	-
<b>13</b>	<b>Reimbursement of expenses received from</b>						
	ACME Cleantech Solutions Private Limited	28.50	3.52	-	-	-	-
	Acme Kaithal Solar Power Private Limited	-	-	-	4.97	-	-
	Acme Kopal Solar Power Private Limited	-	-	-	9.94	-	-
	Acme Babadham Solar Power Private Limited	-	-	-	2.49	-	-
	ACME Kittur Solar Energy Private Limited	-	-	-	0.27	-	-
	ACME Sidlaghatta Solar Energy Private Limited	-	-	-	0.26	-	-
	ACME Guledagudda Solar Energy Private Limited	-	-	-	0.25	-	-
	ACME Hukkeri Solar Energy Private Limited	-	-	-	0.26	-	-
	ACME Kudligi Solar Energy Private Limited	-	-	-	0.27	-	-
	ACME Sandur Solar Energy Private Limited	-	-	-	0.27	-	-
	ACME Heergarh Powertech Private Limited	-	-	-	0.70	-	-
	Grahati Solar Energy Private Limited	-	-	0.02	-	-	-
	ACME Sikar Solar Private Limited	-	-	40.08	-	-	-
	Acme Solar Energy Private Limited	-	-	3,305.44	-	-	-

(This space has been intentionally left blank)

ACME Solar Holdings Limited (formerly known as ACME Solar Holdings Private Limited)  
CIN - U40106HR2015PLC102129  
Notes to the standalone financial statements for the year ended 31 March 2024

In Rs million unless otherwise stated

S.No.	Particular	For the year ended 31 March 2024	For the year ended 31 March 2023	For the year ended 31 March 2024	For the year ended 31 March 2023	For the year ended 31 March 2024	For the year ended 31 March 2023
(A)	Transaction with related parties^	Holding Company	Holding Company	Others	Others	Key management personnel	Key management personnel
14	<b>Reimbursement of expenses incurred on behalf of</b>						
	ACME Cleantech Solutions Private Limited	8.82	-	-	-	-	-
	ACME PV Powertech Private Limited	-	-	0.12	0.11	-	-
	Aarohi Solar Private Limited	-	-	0.10	5.32	-	-
	Nirosha Power Private Limited	-	-	0.07	0.07	-	-
	ACME Nalanda Solar Power Private Limited	-	-	0.18	0.17	-	-
	Dayanidhi Solar Power Private limited	-	-	0.10	4.30	-	-
	Vishwatma Solar Energy Private limited	-	-	0.10	3.23	-	-
	ACME Odisha Solar Power Private limited	-	-	0.13	0.13	-	-
	Niranjana Solar Energy Private Limited	-	-	0.10	2.16	-	-
	ACME Solar Rooftop Systems Private Limited	-	-	0.49	1.14	-	-
	ACME Guledagudda Solar Energy Private Limited	-	-	0.01	0.06	-	-
	ACME Hukkeri Solar Energy Private Limited	-	-	0.01	0.28	-	-
	ACME Deoghar Solar Power Private Limited	-	-	34.52	2.08	-	-
	ACME Kaithal Solar Power Private Limited	-	-	31.23	0.06	-	-
	ACME Koppal Solar Energy Private Limited	-	-	15.81	0.06	-	-
	ACME Babadham Solar Power Private Limited	-	-	22.00	0.06	-	-
	ACME Vijayapura Solar Energy Private Limited	-	-	29.06	0.06	-	-
	ACME Kittur Solar Energy Private Limited	-	-	0.01	0.06	-	-
	ACME Sandur Solar Energy Private Limited	-	-	0.01	0.19	-	-
	ACME Phalodi Solar Energy Private Limited	-	-	35.37	17.29	-	-
	ACME Sidlaghatta Solar Energy Private Limited	-	-	1.53	0.16	-	-
	ACME Kudligi Solar Energy Private Limited	-	-	0.01	0.65	-	-
	ACME Jaisalmer Solar Power Private Limited	-	-	0.10	2.16	-	-
	ACME Solar Energy (Madhya Pradesh) Private Limited	-	-	0.27	0.20	-	-
	ACME Raisar Solar Energy Private Limited	-	-	58.30	2.05	-	-
	ACME Aklera Power Technology Private Limited	-	-	51.50	29.52	-	-
	ACME Dhaulpur Powertech Private Limited	-	-	52.59	2.06	-	-
	Grahati Solar Energy Private Limited	-	-	0.35	0.11	-	-
	ACME Eco Clean Energy Private Limited	-	-	1.25	-	-	-
	ACME Raipur Solar Power Private Limited	-	-	0.15	0.13	-	-
	Mihit Solar Power Private Limited	-	-	119.79	0.10	-	-
	ACME Solar Energy Private Limited	-	-	100.10	-	-	-
	ACME Solar Power Technology Private Limited	-	-	-	0.01	-	-
	ACME Solar Technologies (Gujarat) Private Limited	-	-	0.17	0.13	-	-
	ACME Yamunanagar Solar Power Private Limited	-	-	-	0.01	-	-
	ACME Mahbubnagar Solar Energy Private Limited	-	-	-	0.03	-	-
	ACME Heergarh Powertech Private Limited	-	-	2.73	6.61	-	-
	Dayakara Solar Power Private Limited	-	-	0.40	0.11	-	-
	ACME Renewable Solutions Private Limited	-	-	-	0.10	-	-
	ACME Urja Private Limited	-	-	-	0.10	-	-



ACME Solar Holdings Limited (formerly known as ACME Solar Holdings Private Limited)

CIN - U40106HR2015PLC102129

Notes to the standalone financial statements for the year ended 31 March 2024

In Rs million unless otherwise stated

S.No.	Particular	For the year ended 31 March 2024	For the year ended 31 March 2023	For the year ended 31 March 2024	For the year ended 31 March 2023	For the year ended 31 March 2024	For the year ended 31 March 2023
(A)	Transaction with related parties^	Holding Company	Holding Company	Others	Others	Key management personnel	Key management personnel
	ACME Surya Modules Private Limited	-	-	-	0.10	-	-
	ACME Green Hydrogen and Chemicals Private Limited	-	-	0.07	1.77	-	-
	ACME Pokhran Solar Private Limited	-	-	1.99	0.34	-	-
	ACME Sikar Solar Private Limited	-	-	1.54	0.53	-	-
	ACME Pushkar Solar Private Limited	-	-	-	0.01	-	-
	ACME Barmer Solar Private Limited	-	-	-	3.56	-	-
	ACME Surya Power Private Limited	-	-	-	0.01	-	-
	ACME Clean Energy Private Limited	-	-	0.14	-	-	-
15	Repayment of borrowings						
	ACME Cleantech Solutions Private Limited	-	5,526.13	-	-	-	-
	ACME Solar Energy Private Limited	-	-	693.80	2,003.11	-	-
	Aarohi Solar Private Limited	-	-	-	2.50	-	-
	ACME Jaisalmer Solar Power Private limited	-	-	10.19	-	-	-
	Dayanidhi Solar Power Private limited	-	-	18.91	-	-	-
	Vishwatma Solar Energy Private limited	-	-	20.92	-	-	-
	Niranjana Solar Energy Private Limited	-	-	5.30	-	-	-

(This space has been intentionally left blank)

ACME Solar Holdings Limited (formerly known as ACME Solar Holdings Private Limited)

CIN - U40106HR2015PLC102129

Notes to the standalone financial statements for the year ended 31 March 2024

In Rs million unless otherwise stated

S.No.	Particular	For the year ended 31 March 2024	For the year ended 31 March 2023	For the year ended 31 March 2024	For the year ended 31 March 2023	For the year ended 31 March 2024	For the year ended 31 March 2023
(A)	Transaction with related parties^	Holding Company	Holding Company	Others	Others	Key management personnel	Key management personnel
16	<b>Receipt of borrowings</b>						
	ACME Cleantech Solutions Private Limited	-	3,810.14	-	-	-	-
	ACME Solar Energy (Madhya Pradesh) Private Limited	-	-	88.10	-	-	-
	Mihit Solar Power Private Limited	-	-	-	239.04	-	-
	Dayakara Solar Power Private Limited	-	-	512.10	-	-	-
	ACME Magadh Solar Power Private Limited	-	-	39.38	-	-	-
	ACME Jodhpur Solar power Private Limited	-	-	61.42	-	-	-
	ACME Rewa Solar Energy Private Limited	-	-	54.60	-	-	-
	ACME PV Powertech Private Limited	-	-	111.14	-	-	-
	ACME Odisha Solar Power Private Limited	-	-	114.26	-	-	-
	ACME Solar Technologies (Gujarat) Private Limited	-	-	71.19	-	-	-
	ACME Yamunanagar Solar Power Private Limited	-	-	48.85	-	-	-
	ACME Mahbubnagar Solar Energy Private Limited	-	-	67.55	-	-	-
	ACME Raipur Solar Power Private Limited	-	-	104.35	-	-	-
	Nirosha Power Private Limited	-	-	297.41	-	-	-
	ACME Vijayapura Solar Energy Private Limited	-	-	-	96.30	-	-
	ACME Kaithal Solar Power Private Limited	-	-	-	94.80	-	-
	ACME Koppal Solar Energy Private Limited	-	-	-	116.60	-	-
	ACME Babadham Solar Power Private Limited	-	-	-	129.30	-	-
	ACME Nalanda Solar Power Private Limited	-	-	67.50	-	-	-
	ACME Jaisalmer Solar Power Private limited	-	-	-	299.00	-	-
	Vishwatma Solar Energy Private limited	-	-	-	547.30	-	-
	Dayanidhi Solar Power Private limited	-	-	-	701.90	-	-
	Niranjana Solar Energy Private Limited	-	-	-	267.40	-	-
	Aarohi Solar Private Limited	-	-	-	626.30	-	-
	Acme Eco Clean Energy Private Limited	-	-	1.10	-	-	-
	Grahati Solar energy Private Limited	-	-	876.79	-	-	-

(This space has been intentionally left blank)

ACME Solar Holdings Limited (formerly known as ACME Solar Holdings Private Limited)

CIN - U40106HR2015PLC102129

Notes to the standalone financial statements for the year ended 31 March 2024

In Rs million unless otherwise stated

S.No.	Particular	For the year ended 31 March 2024	For the year ended 31 March 2023	For the year ended 31 March 2024	For the year ended 31 March 2023	For the year ended 31 March 2024	For the year ended 31 March 2023
(A)	Transaction with related parties^	Holding Company	Holding Company	Others	Others	Key management personnel	Key management personnel
17	<b>Loan given</b>						
	ACME Solar Energy Private Limited						-
	ACME Cleantech Solutions Private Limited	3,295.00	1,829.00	-	-	-	-
	Vishwatma Solar Energy Private Limited	-	-	-	20.28	-	-
	Dayanidhi Solar Power Private Limited	-	-	-	34.71	-	-
	Niranjana Solar Energy Private Limited	-	-	-	20.91	-	-
	ACME Jaisalmer Solar Power Private Limited	-	-	-	11.90	-	-
	Vittanath Power Private Limited	-	-	-	0.32	-	-
	ACME Solar Power Technology Private Limited	-	-	-	24.06	-	-
	ACME Deoghar Solar Power Private Limited	-	-	-	2,087.72	-	-
	ACME Phalodi Solar Energy Private Limited	-	-	-	1,122.03	-	-
	ACME Raisar Solar Energy Private Limited	-	-	-	70.44	-	-
	ACME Dhaulpur Powertech Private Limited	-	-	-	1,703.96	-	-
	ACME Heergarh Powertech Private Limited	-	-	264.63	18.54	-	-
	ACME Kudligi Solar Energy Private Limited	-	-	43.81	0.39	-	-
	ACME Sidlaghatta Solar Energy Private Limited	-	-	29.92	2.42	-	-
	Aarohi Solar Private Limited	-	-	-	20.96	-	-
	ACME Pokhran Solar Private Limited	-	-	2,317.92	2.30	-	-
	ACME Kittur Solar Energy Private Limited	-	-	22.44	-	-	-
	ACME Guledagudda Solar Energy Private Limited	-	-	40.52	-	-	-
	ACME Hukkeri Solar Energy Private Limited	-	-	22.85	-	-	-
	ACME Sandur Solar Energy Private Limited	-	-	37.97	-	-	-
	ACME Sikar Solar Private Limited	-	-	4,038.90	3.84	-	-

(This space has been intentionally left blank)

ACME Solar Holdings Limited (formerly known as ACME Solar Holdings Private Limited)

CIN - U40106HR2015PLC102129

Notes to the standalone financial statements for the year ended 31 March 2024

In Rs million unless otherwise stated

S.No.	Particular	For the year ended 31 March 2024	For the year ended 31 March 2023	For the year ended 31 March 2024	For the year ended 31 March 2023	For the year ended 31 March 2024	For the year ended 31 March 2023
(A)	Transaction with related parties <sup>^</sup>	Holding Company	Holding Company	Others	Others	Key management personnel	Key management personnel
<b>18</b>	<b>Loan received back from related parties</b>						
	ACME Cleantech Solutions Private Limited	5,074.00	50.00	-	-	-	-
	ACME Deoghar Solar Power Private Limited	-	-	-	1.64	-	-
	Dayanidhi Solar Power Private Limited	-	-	-	143.29	-	-
	Aarohi Solar Private Limited	-	-	-	164.82	-	-
	ACME Jaisalmer Solar Power Private Limited	-	-	-	66.74	-	-
	ACME Raisar Solar Energy Private Limited	-	-	-	179.66	-	-
	Niranjana Solar Energy Private Limited	-	-	-	63.22	-	-
	ACME Sidlaghatta Solar Energy Private Limited	-	-	-	2.42	-	-
	ACME Dhaulpur Powertech Private Limited	-	-	-	0.04	-	-
	Vishwatma Solar Energy Private Limited	-	-	-	98.19	-	-
	ACME Pokhran Solar Private Limited	-	-	2.02	0.01	-	-
	ACME Sikar Solar Private Limited	-	-	4,042.94	0.30	-	-
	ACME Heergarh Powertech Private Limited	-	-	436.32	-	-	-
	ACME Solar Power Technology Private Limited	-	-	364.08	-	-	-
	ACME Kittur Solar Energy Private Limited	-	-	128.37	-	-	-
	ACME Guledagudda Solar Energy Private Limited	-	-	127.66	-	-	-
	ACME Hukkeri Solar Energy Private Limited	-	-	126.49	-	-	-
	ACME Kudligi Solar Energy Private Limited	-	-	221.36	-	-	-
	ACME Sandur Solar Energy Private Limited	-	-	188.00	-	-	-
<b>19</b>	<b>Interest income from compulsory convertible debentures</b>						
	ACME Jaisalmer Solar Power Private Limited	-	-	21.62	21.56	-	-
	Vishwatma Solar Energy Private Limited	-	-	32.37	32.28	-	-
	Dayanidhi Solar Power Private Limited	-	-	43.02	42.90	-	-
	Niranjana Solar Energy Private Limited	-	-	21.61	21.55	-	-
	Aarohi Solar Private Limited	-	-	53.15	53.00	-	-
	ACME Solar Energy Private Limited	-	-	550.40	455.36	-	-
	ACME Heergarh Powertech Private Limited	-	-	259.44	220.46	-	-
	ACME Aklera Power Technology Private Limited	-	-	58.10	-	-	-

(This space has been intentionally left blank)

ACME Solar Holdings Limited (formerly known as ACME Solar Holdings Private Limited)  
CIN - U40106HR2015PLC102129  
Notes to the standalone financial statements for the year ended 31 March 2024

In Rs million unless otherwise stated

S.No.	Particular	For the year ended 31 March 2024	For the year ended 31 March 2023	For the year ended 31 March 2024	For the year ended 31 March 2023	For the year ended 31 March 2024	For the year ended 31 March 2023
(A)	Transaction with related parties^	Holding Company	Holding Company	Others	Others	Key management personnel	Key management personnel
<b>20</b>	<b>Interest expenses on loan from related parties</b>						
	ACME Cleantech Solutions Private Limited	-	21.97	-	-	-	-
	ACME Solar Technologies (Gujarat) Private Limited	-	-	141.07	58.81	-	-
	ACME Solar Energy (Madhya Pradesh) Private Limited	-	-	161.35	67.46	-	-
	ACME Raipur Solar Power Private Limited	-	-	90.54	81.06	-	-
	ACME Odisha Solar Power Private Limited	-	-	108.69	81.29	-	-
	ACME Kaithal Solar Power Private Limited	-	-	17.62	20.07	-	-
	ACME Vijayapura Solar Energy Private Limited	-	-	18.67	19.97	-	-
	ACME Nalanda Solar Power Private Limited	-	-	41.73	36.31	-	-
	Nirosha Power Private Limited	-	-	129.01	107.87	-	-
	ACME Magadh Solar Power Private Limited	-	-	32.13	28.56	-	-
	ACME Babadham Solar Power Private Limited	-	-	16.49	14.00	-	-
	ACME Jodhpur Solar power Private Limited	-	-	46.87	41.30	-	-
	ACME Koppal Solar Energy Private Limited	-	-	12.46	9.22	-	-
	ACME Mahbubnagar Solar Energy Private Limited	-	-	56.38	45.89	-	-
	ACME PV Powertech Private Limited	-	-	85.90	75.83	-	-
	ACME Rewa Solar Energy Private Limited	-	-	41.55	36.60	-	-
	Mihit Solar Power Private Limited	-	-	23.85	5.66	-	-
	ACME Solar Energy Private Limited	-	-	283.20	626.71	-	-
	ACME Yamunanagar Solar Power Private Limited	-	-	37.46	33.04	-	-
	ACME Jaisalmer Solar Power Private limited	-	-	27.75	1.43	-	-
	Vishwatma Solar Energy Private limited	-	-	50.65	2.56	-	-
	Dayanidhi Solar Power Private limited	-	-	65.50	2.89	-	-
	Niranjana Solar Energy Private Limited	-	-	25.09	1.12	-	-
	Aarohi Solar Private Limited	-	-	59.42	1.68	-	-
	Dayakara Solar Power Private Limited	-	-	66.82	8.23	-	-
	Grahati Solar Energy Private Limited	-	-	85.64	-	-	-
	ACME Soler Power Technology Private Limited	-	-	2.72	-	-	-
	ACME Solar Rooftop Systems Private Limited	-	-	1.59	-	-	-

(This space has been intentionally left blank)

ACME Solar Holdings Limited (formerly known as ACME Solar Holdings Private Limited)

CIN - U40106HR2015PLC102129

Notes to the standalone financial statements for the year ended 31 March 2024

In Rs million unless otherwise stated

S. No.	Particular	As at	As at	As at	As at	As at	As at
		31 March 2024	31 March 2023	31 March 2024	31 March 2023	31 March 2024	31 March 2023
(A)	Transaction with related parties^	Holding Company	Holding Company	Others	Others	Key management personnel	Key management personnel
21	<b>Interest income on loan to related parties</b> ACME Cleantech Solutions Private Limited	164.65	2.59	-	-	-	-
22	<b>Miscellaneous income</b> ACME Pokhran Solar Private Limited	-	-	-	0.33	-	-
23	<b>Remuneration paid (Short term employee benefits)*</b>						
	Shashi Shekhar	-	-	-	-	-	12.27
	Nikhil Dhingra	-	-	-	12.27	-	-
	Manoj Kumar Upadhyay	-	-	-	-	-	-
	Rajesh Sodhi	-	-	6.41	5.70	-	-
24	<b>Sitting fees paid</b>						
	Atul Sabharwal	-	-	-	-	0.18	0.18
	Venkatraman Krishnan	-	-	-	-	-	0.06

\* This does not includes post retirement benefits and other long term retirement benefits given to the employee

(This space has been intentionally left blank)

ACME Solar Holdings Limited (formerly known as ACME Solar Holdings Private Limited)

CIN - U40106HR2015PLC102129

Notes to the standalone financial statements for the year ended 31 March 2024

In Rs million unless otherwise stated

S. No.	Particular	As at	As at	As at	As at	As at	As at
		31 March 2024	31 March 2023	31 March 2024	31 March 2023	31 March 2024	31 March 2023
(B)	Outstanding balances <sup>#</sup>	Holding Company	Holding Company	Others	Others	Key management personnel	Key management personnel
<b>1</b>	<b>Short term borrowings</b>						
	Grahati Solar Energy Private Limited	-	-	-	273.92	-	-
	Dayakara Solar Power Private Limited	-	-	-	352.33	-	-
	Mihit Solar Power Private Limited	-	-	-	586.30	-	-
	ACME Odisha Solar Power Private Limited	-	-	-	220.53	-	-
	ACME Solar Energy (Madhya Pradesh) Private Limited	-	-	-	996.07	-	-
	ACME Solar Technologies (Gujarat) Private Limited	-	-	-	925.20	-	-
	ACME Koppal Solar Energy Private Limited	-	-	-	132.01	-	-
	ACME Mahbubnagar Solar Energy Private Limited	-	-	-	45.85	-	-
	ACME Raipur Solar Power Private Limited	-	-	-	123.24	-	-
	ACME Solar Rooftop System Private Limited	-	-	-	16.68	-	-
	ACME Magadh Solar Power Private Limited	-	-	-	22.29	-	-
	ACME Nalanda Solar Power Private Limited	-	-	-	33.84	-	-
	ACME Kaithal Solar Power Private Limited	-	-	-	260.56	-	-
	ACME Vijayapura Solar Energy Private Limited	-	-	-	260.08	-	-
	Nirosha Power Private Limited	-	-	-	95.31	-	-
	ACME Babadham Solar Power Private Limited	-	-	-	192.03	-	-
	ACME Jaisalmer Solar Power Private limited	-	-	-	300.28	-	-
	Vishwatma Solar Energy Private limited	-	-	-	549.60	-	-
	Dayanidhi Solar Power Private limited	-	-	-	704.50	-	-
	Niranjana Solar Energy Private Limited	-	-	-	268.41	-	-
	Aarohi Solar Private Limited	-	-	-	625.32	-	-
<b>2</b>	<b>Long term borrowings</b>						
	ACME Solar Energy Private Limited	-	-	1,792.46	2,486.25	-	-
	ACME Solar Technologies (Gujarat) Private Limited	-	-	1,485.73	509.05	-	-
	ACME Solar Energy (Madhya Pradesh) Private Limited	-	-	1,699.76	629.95	-	-
	ACME Odisha Solar Power Private Limited	-	-	1,148.82	820.35	-	-
	ACME Jaisalmer Solar Power Private limited	-	-	288.81	-	-	-
	Vishwatma Solar Energy Private limited	-	-	526.38	-	-	-
	Dayanidhi Solar Power Private limited	-	-	682.99	-	-	-
	Niranjana Solar Energy Private Limited	-	-	262.10	-	-	-
	ACME Jodhpur Solar power Private Limited	-	-	496.18	434.76	-	-
	Aarohi Solar Private Limited	-	-	623.80	-	-	-
	ACME Raipur Solar Power Private Limited	-	-	957.61	748.76	-	-
	ACME Magadh Solar Power Private Limited	-	-	340.00	281.60	-	-
	ACME Nalanda Solar Power Private Limited	-	-	449.72	353.35	-	-
	Grahati Solar energy Private Limited	-	-	1,150.71	-	-	-

**ACME Solar Holdings Limited (formerly known as ACME Solar Holdings Private Limited)**  
**CIN - U40106HR2015PLC102129**  
**Notes to the standalone financial statements for the year ended 31 March 2024**

**In Rs million unless otherwise stated**

S. No.	Particular	As at 31 March 2024	As at 31 March 2023	As at 31 March 2024	As at 31 March 2023	As at 31 March 2024	As at 31 March 2023
(B)	Outstanding balances <sup>#</sup>	Holding Company	Holding Company	Others	Others	Key management personnel	Key management personnel
	Dayakara Solar Power Private Limited			851.15			
	ACME Solar Rooftop Systems Private Limited			16.68			
	Nirosha Power Private Limited	-	-	1,432.84	1,054.13	-	-
	ACME PV Powertech Private Limited	-	-	909.31	798.17	-	-
	ACME Solar Power Technology Private Limited	-	-	48.57			
	ACME Yamunanagar Solar Power Private Limited	-	-	396.61	347.76	-	-
	ACME Mahbubnagar Solar Energy Private Limited	-	-	596.44	483.04	-	-
	ACME Rewa Solar Energy Private Limited	-	-	439.85	385.25	-	-
<b>3</b>	<b>Loans given</b>						
	ACME Cleantech Solutions Private Limited	-	1,781.34	-	-	-	-
	ACME Solar Power Technology Private Limited	-	-	-	315.51	-	-
	Devishi Renewable Energy Private Limited	-	-	-	14.11	-	-
	Devishi Solar Power Private Limited	-	-	-	8.30	-	-
	Sunworld Energy Private Limited	-	-	-	6.50	-	-
	ACME Pokhran Solar Private Limited	-	-	1,286.06	5.86	-	-
	Eminent Solar Power Private Limited	-	-	-	0.46	-	-
	ACME Urja Private Limited	-	-	1.18	1.18	-	-
	ACME Eco Clean Energy Private Limited	-	-	-	1.10	-	-
	ACME Surya Modules Private Limited	-	-	1.18	1.18	-	-
	ACME Sikar Solar Private Limited	-	-	-	4.04	-	-
	ACME Guledagudda Solar Energy Private Limited	-	-	-	87.13	-	-
	ACME Heergarh Powertech Private Limited	-	-	255.66	427.34	-	-
	ACME Hukkeri Solar Energy Private Limited	-	-	-	103.65	-	-
	ACME Kittur Solar Energy Private Limited	-	-	-	105.93	-	-
	ACME Kudligi Solar Energy Private Limited	-	-	-	177.55	-	-
	ACME Renewable Solutions Private Limited	-	-	1.18	1.18	-	-
	ACME Sandur Solar Energy Private Limited	-	-	-	150.49	-	-
	ACME Sidlaghatta Solar Energy Private Limited	-	-	159.90	129.98	-	-
	Vittanath Power Private Limited	-	-	-	0.97	-	-
<b>4</b>	<b>Related party payable</b>						
	ACME Solar Energy Private Limited	-	-	3,264.04	-	-	-
	ACME Aklera Power Technology Private Limited	-	-	307.23	-	-	-
	ACME Kaithal Solar Power Private Limited	-	-	-	4.92	-	-
	ACME Koppal Solar Energy Private Limited	-	-	-	9.89	-	-
	ACME Babadham Solar Power Private Limited	-	-	-	2.43	-	-
	ACME Kittur Solar Energy Private Limited	-	-	-	0.23	-	-
	ACME Guledagudda Solar Energy Private Limited	-	-	-	0.18	-	-
	ACME Sandur Solar Energy Private Limited	-	-	-	0.45	-	-
	ACME Sidlaghatta Solar Energy Private Limited	-	-	-	0.44	-	-



ACME Solar Holdings Limited (formerly known as ACME Solar Holdings Private Limited)

CIN - U40106HR2015PLC102129

Notes to the standalone financial statements for the year ended 31 March 2024

In Rs million unless otherwise stated

S. No.	Particular	As at	As at	As at	As at	As at	As at
		31 March 2024	31 March 2023	31 March 2024	31 March 2023	31 March 2024	31 March 2023
(B)	Outstanding balances <sup>#</sup>	Holding Company	Holding Company	Others	Others	Key management personnel	Key management personnel
<b>5</b>	<b>Trade receivable</b>						
	ACME Solar Energy Private Limited	-	-	-	130.68	-	-
	Vittanath Power Private Limited	-	-	-	10.26	-	-
<b>6</b>	<b>Trade payable</b>						
	SMSW Lab & Research Centre LLP	-	-	0.51	0.51	-	-
	MKU Holding Private Limited	153.26	-	-	-	-	-
<b>7</b>	<b>Related party receivable</b>						
	ACME Cleantech Solutions Private Limited	69.57	0.10	-	-	-	-
	ACME Solar Power Technology Private Limited	-	-	-	0.26	-	-
	ACME Jaisalmer Solar Power Private Limited	-	-	0.05	-	-	-
	ACME Solar Energy (Madhya Pradesh) Private Limited	-	-	1.21	0.95	-	-
	Aarohi Solar Private Limited	-	-	0.05	-	-	-
	ACME Magadh Solar Power Private Limited	-	-	0.01	0.01	-	-
	ACME PV Powertech Private Limited	-	-	0.28	0.17	-	-
	Nirosha Power Private Limited	-	-	0.33	0.26	-	-
	ACME Nalanda Solar Power Private Limited	-	-	0.35	0.17	-	-
	Dayanidhi Solar Power Private Limited	-	-	0.05	-	-	-
	ACME Odisha Solar Power Private Limited	-	-	0.26	0.14	-	-
	ACME Raipur Solar Power Private Limited	-	-	0.91	0.76	-	-
	Mihit Solar Power Private Limited	-	-	-	0.06	-	-
	ACME Raisar Solar Energy Private Limited	-	-	-	2.11	-	-
	ACME Solar Technologies (Gujarat) Private Limited	-	-	0.71	0.54	-	-
	Devishi Renewable Energy Private Limited	-	-	-	0.28	-	-
	Devishi Solar Power Private Limited	-	-	-	0.28	-	-
	ACME Eco Clean Energy Private Limited	-	-	-	0.11	-	-
	ACME Yamunanagar Solar Power Private Limited	-	-	0.47	0.47	-	-
	ACME Mahbubnagar Solar Energy Private Limited	-	-	0.05	0.05	-	-
	ACME Solar Rooftop System Private Limited	-	-	1.98	1.50	-	-

(This space has been intentionally left blank)

ACME Solar Holdings Limited (formerly known as ACME Solar Holdings Private Limited)

CIN - U40106HR2015PLC102129

Notes to the standalone financial statements for the year ended 31 March 2024

In Rs million unless otherwise stated

S. No.	Particular	As at 31 March 2024	As at 31 March 2023	As at 31 March 2024	As at 31 March 2023	As at 31 March 2024	As at 31 March 2023
(B)	Outstanding balances <sup>#</sup>	Holding Company	Holding Company	Others	Others	Key management personnel	Key management personnel
	Sunworld Energy Private Limited	-	-	-	0.88	-	-
	ACME Vijayapura Solar Energy Private Limited	-	-	-	0.06	-	-
	Eminent Solar Power Private Limited	-	-	-	0.93	-	-
	Vishwatma Solar Energy Private Limited	-	-	0.05	-	-	-
	Niranjana Solar Energy Pvt Ltd	-	-	0.05	-	-	-
	ACME Jodhpur Solar Power Private Limited	-	-	0.22	0.22	-	-
	Grahati Solar Energy Private Limited	-	-	0.32	3.76	-	-
	Dayakara Solar Power Private Limited	-	-	0.40	0.16	-	-
	ACME Pokhran Solar Private Limited	-	-	-	1.06	-	-
	ACME Dhaulpur Powertech Private Limited	-	-	-	2.14	-	-
	ACME Kudligi Solar Energy Private Limited	-	-	-	0.33	-	-
	ACME Hukkeri Solar Energy Private Limited	-	-	-	1.37	-	-
	ACME Sidlaghatta Solar Energy Private Limited	-	-	1.09	-	-	-
	ACME Rewa Solar Energy Private Limited	-	-	0.10	0.09	-	-
	ACME Urja Private Limited	-	-	0.11	0.10	-	-
	ACME Surya Modules Private Limited	-	-	0.11	0.10	-	-
	ACME Green Hydrogen and Chemicals Private Limited	-	-	1.84	1.77	-	-
	Renewable Greentech Solitaire (India) Private Limited	-	-	-	0.01	-	-
	ACME Sikar Solar Private Limited	-	-	-	0.54	-	-
	ACME Pushkar Solar Private Limited	-	-	-	0.01	-	-
	ACME Barmer Solar Private Limited	-	-	-	3.56	-	-
	ACME Surya Power Private Limited	-	-	-	0.01	-	-
	ACME Renewable Solutions Private Limited	-	-	0.11	0.10	-	-
	ACME Clean Energy Private Limited	-	-	0.59	-	-	-
<b>8</b>	<b>Interest accrued on compulsory convertible debentures</b>						
	Aarohi Solar Private Limited	-	-	337.38	289.55	-	-
	Dayanidhi Solar Power Private Limited	-	-	273.07	234.35	-	-
	Niranjana Solar Energy Private Limited	-	-	137.18	117.73	-	-
	ACME Jaisalmer Solar Power Private Limited	-	-	137.25	117.79	-	-
	Vishwatma Solar Energy Private Limited	-	-	205.47	176.34	-	-
	ACME Rewa Solar Energy Private Limited	-	-	179.40	179.40	-	-
	ACME Jodhpur Solar Power Private Limited	-	-	181.23	181.23	-	-
	ACME Solar Energy Private Limited	-	-	495.36	452.88	-	-
	ACME Yamunanagar Solar Power Private Limited	-	-	73.53	73.53	-	-
	ACME Mahbubnagar Solar Energy Private Limited	-	-	56.10	56.10	-	-
	ACME Heergarh Powertech Private Limited	-	-	431.91	198.40	-	-
	ACME Aklera Power Technology Private Limited	-	-	52.29	-	-	-

ACME Solar Holdings Limited (formerly known as ACME Solar Holdings Private Limited)

CIN - U40106HR2015PLC102129

Notes to the standalone financial statements for the year ended 31 March 2024

In Rs million unless otherwise stated

S. No.	Particular	As at 31 March 2024	As at 31 March 2023	As at 31 March 2024	As at 31 March 2023	As at 31 March 2024	As at 31 March 2023
(B)	Outstanding balances <sup>#</sup>	Holding Company	Holding Company	Others	Others	Key management personnel	Key management personnel
<b>9</b>	<b>Accrued interest on long term borrowings</b>						
	ACME Solar Energy Private Limited	-	-	170.77	0.90	-	-
	ACME Solar Energy (Madhya Pradesh) Private Limited	-	-	159.58	88.10	-	-
	ACME Solar Technologies (Gujarat) Private Limited	-	-	146.66	71.19	-	-
	ACME Magadh Solar Power Private Limited	-	-	32.19	39.38	-	-
	ACME Nalanda Solar Power Private Limited	-	-	42.53	49.41	-	-
	ACME Jodhpur Solar power Private Limited	-	-	42.18	61.42	-	-
	ACME PV Powertech Private Limited	-	-	77.31	111.14	-	-
	ACME Odisha Solar Power Private Limited	-	-	104.15	114.26	-	-
	ACME Rewa Solar Energy Private Limited	-	-	37.39	54.60	-	-
	ACME Raipur Solar Power Private Limited	-	-	100.23	104.35	-	-
	ACME Yamunanagar Solar Power Private Limited	-	-	33.72	48.85	-	-
	ACME Mahbubnagar Solar Energy Private Limited	-	-	50.74	67.55	-	-
	Nirosha Power Private Limited	-	-	130.11	147.41	-	-
	Dayakara Solar Power Private Limited	-	-	73.42	-	-	-
	Grahati Solar Energy Private Limited	-	-	77.08	-	-	-
	ACME Jaisalmer Solar Power Private Limited	-	-	26.26	-	-	-
	Vishwatma Solar Energy Private Limited	-	-	47.89	-	-	-
	Dayanidhi Solar Power Private Limited	-	-	61.56	-	-	-
	Niranjana Solar Energy Private Limited	-	-	23.59	-	-	-
	Aarohi Solar Private Limited	-	-	54.99	-	-	-
	ACME Soler Power Technology Private Limited	-	-	2.45	-	-	-
	ACME Solar Rooftop System Private Limited	-	-	1.43	-	-	-
<b>10</b>	<b>Customer advances received</b>						
	ACME Aklera Power Technology Private Limited	-	-	-	396.64	-	-
	Acme Eco Clean Energy Pvt.Ltd.	-	-	1,241.45	-	-	-
	Acme Pokhran Solar Private Limited	-	-	931.65	-	-	-
	ACME SIKAR SOLAR PRIVATE	-	-	2,680.09	-	-	-
	ACME Deoghar Solar Power Private Limited	-	-	495.00	1,977.26	-	-
	ACME Heergarh Powertech Private Limited	-	-	929.14	931.86	-	-
	ACME Raisar Solar Energy Private Limited	-	-	2,237.45	2,931.30	-	-
	ACME Dhaulpur Powertech Private Limited	-	-	1,325.30	2,531.30	-	-
	ACME Phalodi Solar Energy Private Limited	-	-	543.93	2,118.99	-	-
<b>11</b>	<b>Instrument entirely in the nature of equity</b>						
	ACME Cleantech Solutions Private Limited	6,500.00	6,500.00	-	-	-	-

ACME Solar Holdings Limited (formerly known as ACME Solar Holdings Private Limited)  
CIN - U40106HR2015PLC102129  
Notes to the standalone financial statements for the year ended 31 March 2024

In Rs million unless otherwise stated

S. No.	Particular	As at 31 March 2024	As at 31 March 2023	As at 31 March 2024	As at 31 March 2023	As at 31 March 2024	As at 31 March 2023
(B)	<b>Outstanding balances<sup>#</sup></b>	<b>Holding Company</b>	<b>Holding Company</b>	<b>Others</b>	<b>Others</b>	<b>Key management personnel</b>	<b>Key management personnel</b>
12	<b>Corporate guarantee (given to the extent of utilisation or loan)</b>						
	ACME Cleantech Solutions Private Limited	3,720.81	3,174.60	-	-	-	-
	ACME Deoghar Solar Power Private Limited	-	-	6,633.17	1,278.54	-	-
	ACME Phalodi Solar Energy Private Limited	-	-	6,338.05	1,278.89	-	-
	ACME Raisar Solar Energy Private Limited	-	-	2,180.10	2,000.00	-	-
	ACME Dhaulpur Powertech Private Limited	-	-	1,744.08	1,600.00	-	-
	ACME Heergarh Powertech Private Limited	-	-	11,033.56	10,219.25	-	-

^ The transactions with related parties are made on terms equivalent to those that prevail in arm's length transactions.

# The Company has not recorded any impairment of receivables relating to amounts owed by related parties. This assessment is undertaken at each reporting period.

*(This space has been intentionally left blank)*

**37 Terms of non convertible debentures**

**Non convertible debenture (issued during the 2021-2022)**

**1. Nature of securities:**

- (a) a first ranking exclusive charge on cash flows and receivables of the the Company and ACME Solar Energy Private Limited ("ASEPL") from the Group "A" Companies and proceeds of any liquidity events to the extent required to be paid to the debenture holders in accordance with liquidity events of the debenture trust deed "DTD";
- (b) a first ranking exclusive charge on the DSRA and all amounts deposited therein;
- (c) a first ranking exclusive pledge over the pledged securities of the Company;
- (d) a first ranking exclusive pledge over the pledged securities of the ASEPL; and
- (e) a first ranking exclusive pledge over the pledged securities of the Group "A" Companies.

**2. Over all return:**

- a) Cash coupon of 12.84% payable semi annually
- b) Cash coupon of 13.92% payable semi annually after 31 August, 2023
- c) Cash coupon of 14.50% payable semi annually after 01 February, 2024

**3. Tenure:** 5 years with the following amortization schedule:

- Principal moratorium for first 3 years
- End of Year 3: 20% along with accrued Redemption Premium, if any
- End of Year 4: 30% along with accrued Redemption Premium, if any
- End of Year 5: 50% along with accrued Redemption Premium, if any

Group "A" Companies includes ACME Solar Energy (Madhya Pradesh) Private Limited, ACME Odisha Solar Power Private Limited, Grahati Solar Energy Private Limited, Dayakara Solar Power Private Limited, Nirosha Power Private Limited, ACME Solar Technologies (Gujarat) Private Limited, ACME Raipur Solar Power Private Limited, ACME Nalanda Solar Power Private Limited, ACME Magadh Solar Power Private Limited, ACME PV Powertech Private Limited, Mihit Solar Power Private Limited, ACME Solar Rooftop Systems Private Limited, Acme Rewa Solar Energy Private Limited, ACME Jodhpur Solar Power Private Limited, Acme Yamunanagar Solar Power Private Limited, ACME Mahbubnagar Solar Energy Private Limited, ACME Solar Power Technology Private Limited.

*(This space has been intentionally left blank)*

**38 Interests in subsidiaries**

**Composition of the Company**

Set out below details of the subsidiaries held directly and/ or indirectly by the Company:

Name of the subsidiary	Country of incorporation and principal place of business	Principal activity	Proportion of ownership interests held by the Company at year end	
			As at 31 March 2024	As at 31 March 2023
ACME Mahbubnagar Solar Energy Private Limited	Plot No. 152, Sector 44, Gurgaon, India	Solar power generation	100%	100%
ACME Yamunanagar Solar Power Private Limited	Plot No. 152, Sector 44, Gurgaon, India	Solar power generation	100%	100%
Eminent Solar Power Private Limited **	Plot No. 152, Sector 44, Gurgaon, India	Solar power generation	-	100%
Sunworld Energy Private Limited **	Plot No. 152, Sector 44, Gurgaon, India	Solar power generation	-	100%
ACME Solar Power Technology Private Limited	Plot No. 152, Sector 44, Gurgaon, India	Solar power generation	100%	100%
ACME PV Powertech Private Limited	Plot No. 152, Sector 44, Gurgaon, India	Solar power generation	100%	100%
ACME Solar Energy Private Limited	Plot No. 152, Sector 44, Gurgaon, India	Investment company	100%	100%
ACME Odisha Solar Power Private Limited	Plot No. 152, Sector 44, Gurgaon, India	Solar power generation	100%	100%
ACME Raipur Solar Power Private Limited	Plot No. 152, Sector 44, Gurgaon, India	Solar power generation	100%	100%
ACME Solar Energy (Madhya Pradesh) Private Limited	Plot No. 152, Sector 44, Gurgaon, India	Solar power generation	100%	100%
ACME Solar Technologies (Gujarat) Private Limited	Plot No. 152, Sector 44, Gurgaon, India	Solar power generation	100%	100%
Dayakara Solar Power Private Limited	Plot No. 152, Sector 44, Gurgaon, India	Solar power generation	100%	100%
Grahati Solar energy Private Limited	Plot No. 152, Sector 44, Gurgaon, India	Solar power generation	100%	100%
ACME Magadh Solar Power Private Limited	Plot No. 152, Sector 44, Gurgaon, India	Solar power generation	100%	100%
ACME Nalanda Solar Power Private Limited	Plot No. 152, Sector 44, Gurgaon, India	Solar power generation	100%	100%
ACME Jodhpur Solar power Private Limited	Plot No. 152, Sector 44, Gurgaon, India	Solar power generation	100%	100%
Nirosha Power Private Limited	Plot No. 152, Sector 44, Gurgaon, India	Solar power generation	100%	100%
Vittanath Power Private Limited-Holding Company**	Plot No. 152, Sector 44, Gurgaon, India	Investment company	-	100%
ACME Solar Rooftop Systems Private Limited	Plot No. 152, Sector 44, Gurgaon, India	Solar power generation	100%	100%
Mihit Solar Power Private Limited**	Plot No. 152, Sector 44, Gurgaon, India	Solar power generation	-	100%
ACME Deoghar Solar Power Private Limited	Plot No. 152, Sector 44, Gurgaon, India	Solar power generation	100%	100%
ACME Rewa Solar Energy Private Limited	Plot No. 152, Sector 44, Gurgaon, India	Solar power generation	100%	100%
Aarohi Solar Private Limited	Plot No. 152, Sector 44, Gurgaon, India	Solar power generation	100%	100%

(This space has been intentionally left blank)

**ACME Solar Holdings Limited (formerly known as ACME Solar Holdings Private Limited)**

CIN - U40106HR2015PLC102129

Notes to the standalone financial statements for the year ended 31 March 2024

Name of the subsidiary	Country of incorporation and principal place of business	Principal activity	Proportion of ownership interests	
			As at 31 March 2024	As at 31 March 2023
Niranjana Solar Energy Private Limited	Plot No. 152, Sector 44, Gurgaon, India	Solar power generation	100%	100%
ACME Vijayapura Solar Energy Private Limited**	Plot No. 152, Sector 44, Gurgaon, India	Solar power generation	-	100%
ACME Koppal Solar Energy Private Limited**	Plot No. 152, Sector 44, Gurgaon, India	Solar power generation	-	100%
Devishi Solar Power Private Limited**	Plot No. 152, Sector 44, Gurgaon, India	Solar power generation	-	100%
Devishi Renewable Energy Private Limited**	Plot No. 152, Sector 44, Gurgaon, India	Solar power generation	-	100%
ACME Kaithal Solar Power Private Limited**	Plot No. 152, Sector 44, Gurgaon, India	Solar power generation	-	100%
ACME Babadham Solar Power Private Limited**	Plot No. 152, Sector 44, Gurgaon, India	Solar power generation	-	100%
Vishwatma Solar Energy Private Limited	Plot No. 152, Sector 44, Gurgaon, India	Solar power generation	100%	100%
Dayanidhi Solar Power Private Limited	Plot No. 152, Sector 44, Gurgaon, India	Solar power generation	100%	100%
ACME Jaisalmer Solar Power Private Limited	Plot No. 152, Sector 44, Gurgaon, India	Solar power generation	100%	100%
ACME Kittur Solar Energy Private Limited***	Plot No. 152, Sector 44, Gurgaon, India	Solar power generation	-	100%
ACME Sidlaghatta Solar Energy Private Limited	Plot No. 152, Sector 44, Gurgaon, India	Solar power generation	100%	100%
ACME Guledagudda Solar Energy Private Limited***	Plot No. 152, Sector 44, Gurgaon, India	Solar power generation	-	100%
ACME Hukkeri Solar Energy Private Limited***	Plot No. 152, Sector 44, Gurgaon, India	Solar power generation	-	100%
ACME Kudligi Solar Energy Private Limited***	Plot No. 152, Sector 44, Gurgaon, India	Solar power generation	-	100%
ACME Sandur Solar Energy Private Limited***	Plot No. 152, Sector 44, Gurgaon, India	Solar power generation	-	100%
ACME Phalodi Solar Energy Private Limited	Plot No. 152, Sector 44, Gurgaon, India	Solar power generation	100%	100%
ACME Raisar Solar Energy Private Limited	Plot No. 152, Sector 44, Gurgaon, India	Solar power generation	100%	100%
ACME Dhaulpur Powertech Private Limited	Plot No. 152, Sector 44, Gurgaon, India	Solar power generation	100%	100%
ACME Heergarh Powertech Private Limited	Plot No. 152, Sector 44, Gurgaon, India	Solar power generation	100%	100%
ACME Aklera Power Technology Private Limited###	Plot No. 152, Sector 44, Gurgaon, India	Solar power generation	100%	100%
ACME Renewable Solutions Private Limited	Plot No. 152, Sector 44, Gurgaon, India	Solar power generation	100%	100%
ACME Urja Private Limited	Plot No. 152, Sector 44, Gurgaon, India	Solar power generation	100%	100%
ACME Surya Modules Private Limited	Plot No. 152, Sector 44, Gurgaon, India	Solar power generation	100%	100%
ACME Eco Clean Energy Private Limited <sup>^</sup>	Plot No. 152, Sector 44, Gurgaon, India	Solar power generation	100%	100%
ACME Sun Power Private Limited#	Plot No. 152, Sector 44, Gurgaon, India	Solar power generation	-	100%
ACME Pokhran Solar Private Limited	Plot No. 152, Sector 44, Gurgaon, India	Wind power generation	100%	100%
ACME Sikar Solar Private Limited	Plot No. 152, Sector 44, Gurgaon, India	Solar power generation	100%	100%
ACME Urja Two Private Limited (formerly known as ACME Pushkar Solar Private Limited)#	Plot No. 152, Sector 44, Gurgaon, India	Hybrid power generation	-	100%
ACME Urja One Private Limited (formerly known as ACME Barmer Solar Private Limited)#	Plot No. 152, Sector 44, Gurgaon, India	Hybrid power generation	-	100%
ACME Surya Power Private Limited#	Plot No. 152, Sector 44, Gurgaon, India	Solar power generation	-	100%
Acme Solartech Private Limited#	Plot No. 152, Sector 44, Gurgaon, India	Solar power generation	-	100%
Acme Surya Energy Private Limited#	Plot No. 152, Sector 44, Gurgaon, India	Solar power generation	-	100%
Acme Renewable Resources Private Limited	Plot No. 152, Sector 44, Gurgaon, India	Solar power generation	100%	100%
ACME Venus Urja Private Limited****	Plot No. 152, Sector 44, Gurgaon, India	Solar power generation	100%	-

\*Incorporated on 20 November 2020 as a wholly owned subsidiary. The Company transferred 49% equity stake to Renew Solar Power Private Limited through execution of a share purchase agreement dated 21 February 2022.

<sup>^</sup> On 27 April 2023, the Company has sold ACME ECO Clean Energy Private Limited to ACME Pokhran Solar Private Limited.

## On 12 January 2023, the Company acquired 39% shares (49,316,280 Equity Shares of Rs.10 each) of ACME Aklera Power Technology Private Limited from DSDG Holding APS.

On 25 January 2023, the Company acquired 10% shares (12,645,200 Equity Shares of Rs. 10 each) and Compulsorily Convertible debentures 'CCD' (18,967,800 CCD of face value of Rs. 10 each) of ACME Aklera Power Technology Private Limited from The United Nation Office for Project Service (UNOPS).

#The company has sold its interests to ACME Cleantech Solutions Private Limited in

a) ACME Urja One Private Limited (formerly known as ACME Barmer Solar Private Limited) on 17 May, 2023

b) ACME Urja Two Private Limited (formerly known as ACME Pushkar Solar Private Limited) on 27 July, 2023

c) ACME Sun Power Private Limited, ACME Surya Power Private Limited, Acme Surya Energy Private Limited, Acme Solartech Private Limited on 18 September, 2023.

\*\*The company has sold its interests to third party on 03 January, 2024

\*\*\*The company has sold its interests to third party on 24 January, 2024

\*\*\*On 30 March 2024, the Company has acquired 10,000 equity shares of face value Rs. 10 each at par of ACME Venus Urja Private Limited.

**ACME Solar Holdings Limited (formerly known as ACME Solar Holdings Private Limited)**

CIN - U40106HR2015PLC102129

**Notes to the standalone financial statements for the year ended 31 March 2024****39 Earnings/ (loss) per share**

Both the basic and diluted earnings/ (loss) per share have been calculated using the profit/ (loss) attributable to shareholders of the parent company as the numerator, i.e. no adjustments to profit/ (loss) were necessary.

The reconciliation of the weighted average number of shares for the purposes of diluted earnings/ (loss) per share to the weighted average number of ordinary shares used in the calculation of basic earnings/ (loss) per share is as follows:

Particulars	In Rs million unless otherwise stated	
	For the year ended 31 March 2024	For the year ended 31 March 2023
Profit/ (loss) attributable to owners	4,195.63	(302.50)
Number of equity shares*	522,207,910	522,207,910
Weighted average number of shares used in basic earnings/ (loss) per share	556,151,424	556,151,424
Weighted average number of shares used in diluted earnings/ (loss) per share	556,151,424	556,151,424
Basic earnings/ (loss) per share	7.54	(0.54)
Diluted earnings/ (loss) per share	7.54	(0.54)

Compulsorily convertible debentures, which are convertible into fixed number of equity share have been considered in the calculation of earnings/ (loss) per share.

\* Subsequent to year ended 31 March 2024, the company has sub-divided each equity share of the face value of Rs.10 each in the authorised capital of the Company, into 5 equity shares of Rs 2 each fully paid-up. Further, as per Ind AS 33 'Earnings Per Share', if the number of ordinary or potential ordinary shares outstanding increases as a result of share split after the reporting period but before the financial statements are approved for issue, the per share calculations for those and any prior period financial statements presented shall be based on the new number of shares.

**40 Details of assets pledged**

The carrying amounts of assets pledged as security for current and non-current borrowings are:

Particulars	In Rs million unless otherwise stated	
	As at 31 March 2024	As at 31 March 2023
<b>Current</b>		
Investment in commercial paper	1,498.68	-
Trade receivables	1.90	140.94
Cash and cash equivalents	1,316.52	315.29
Other bank balances	1,338.35	2,727.27
Loans	1,705.15	3,323.80
Other financial assets	3,219.93	2,685.53
Other current assets	10,428.30	581.81
<b>Total</b>	<b>19,508.83</b>	<b>9,774.64</b>
<b>Non current</b>		
Property, plant and equipment	0.23	0.26
Investment property	14.02	-
Investments	41,147.31	41,622.94
Other financial assets	143.79	73.16
Other non current assets	0.91	2.73
<b>Total</b>	<b>41,306.26</b>	<b>41,699.09</b>

(This space has been intentionally left blank)



41 Contingent liabilities:-

Particulars	In Rs million unless otherwise stated	
	As at 31 March 2024	As at 31 March 2023
Goods and service tax demand (refer note (a) below)	18.08	18.08
Income tax demand (refer note (b) below)	3.63	3.63
Corporate guarantee issued in relation to loans availed by related parties	31,649.77	19,551.28
<b>Total</b>	<b>31,671.48</b>	<b>19,572.99</b>

- a. The Company had entered into an agreement with ACME Chittorgarh Solar Power Pvt Ltd for supplying Photovoltaic modules, inverters and other parts for setting up of Solar Power Generating System and the said goods were covered by the entry no.234 of notification no. 01/2017- CT (Rate) and the company discharged 5% GST rate on the supplies made. On 16 November 2021, Anti-evasion team visited the premises of the Company. Subsequent to visit, department issued a notice dated 31 January 2022, wherein it has been alleged that the goods have been wrongly classified as parts of Solar Power Generating System and differential GST of Rs.18.08 million need to be paid by the Company. Based on the available documents and inputs from experts, the Company believes that more likely than not, these disputes would not result in additional outflow of resources and thus no adjustment is currently required to be made in these standalone financial statements.
- b. Disputed demand for income tax includes a dispute of Rs. 4.54 million (31 March 2023: Rs. 4.54 million) for assessment year 2018-19 between Athena Karnal Solar Power Private Limited and income tax department in relation to addition in interest income. The Company had sold Athena Karnal Solar Power Private Limited to private equity in financial year 2020-21 and had provided indemnity for any tax demands arising for years upto sale date. Athena Karnal Solar Power Private Limited has filed an appeal before Commissioner of Income-tax (Appeals) against the order of assessing officer which is currently pending for disposal. Based on the evaluation of the case, the management is of the view that it is more likely than not that matter will be decided in favor of Athena Karnal Solar Power Private Limited and accordingly, no provision is required. The Company had deposited Rs. 0.91 million (31 March 2023: Rs. 0.91 million) under protest while filing the said appeal.

42 Reconciliation of liabilities from financing activities

Particulars	In Rs million unless otherwise stated				
	As at 01 April 2023	Cash flows		Non cash changes Interest Expense	As at 31 March 2024
		Additions	Payments		
Long-term borrowings (including current maturities)	9,757.60	2,977.96	(1,012.12)	5,301.12	17,024.56
Short-term borrowings (net)	6,984.35	-	-	(6,984.35)	-
Interest accrued on borrowings	958.62	-	(1,443.11)	1,981.62	1,497.13
<b>Total liabilities from financial activities</b>	<b>17,700.57</b>	<b>2,977.96</b>	<b>(2,455.23)</b>	<b>298.39</b>	<b>18,521.69</b>

Particulars	In Rs million unless otherwise stated				
	As at 01 April 2022	Cash flows		Non cash changes	As at 01 April 2023
		Additions	Payments		
Long-term borrowings (including current maturities)	12,073.58	-	(2,319.05)	3.07	9,757.60
Short-term borrowings (net)	5,467.50	1,399.44	-	117.41	6,984.35
Interest accrued on borrowings	391.04	-	(846.14)	1,413.72	958.62
<b>Total liabilities from financial activities</b>	<b>17,932.12</b>	<b>1,399.44</b>	<b>(3,165.19)</b>	<b>1,534.20</b>	<b>17,700.57</b>

(This space has been intentionally left blank)

ACME Solar Holdings Limited (formerly known as ACME Solar Holdings Private Limited)

CIN - U40106HR2015PLC102129

Notes to the standalone financial statements for the year ended 31 March 2024

**43 Employee benefits**

**Defined contribution**

Contributions are made to the recognised provident and family pension fund, cover all eligible employees under applicable Acts. Both the employees and the Company make pre-determined contributions to the provident fund. The contributions are normally based upon a proportion of the employee's salary. The Company has recognized an amount of Rs 23.77 million (31 March 2023: Rs 18.30 million) towards employer's contribution in provident fund and other funds in the statement of profit and loss.

**Defined benefit obligation**

Provision for gratuity, payable to eligible employees on retirement/separation, is based upon an actuarial valuation as at the balance sheet date. Major drivers in actuarial assumptions, typically, are years of service and employee compensation. The obligations are actuarially determined using the 'Projected Unit Credit Method' as at the balance sheet date. Gains/ losses on changes in actuarial assumptions are accounted in Other Comprehensive Income as identified by the management of the Company.

**Other long term employee benefits**

Provision for compensated absences, payable to eligible employees on availment/ retirement/ separation, is based upon an actuarial valuation as at the balance sheet date. Major drivers in actuarial assumptions, typically, are years of service and employee compensation. The obligation are actuarially determined using the 'Projected Unit Credit Method' as at the balance sheet date. Gains/ losses on changes in actuarial assumptions are accounted in Other Comprehensive Income.

In Rs. million unless otherwise stated

Particulars	Gratuity	
	31 March 2024	31 March 2023
<b>Reconciliation of liability recognised in the Balance sheet:</b>		
Present value of commitments	24.27	22.82
Fair value of plan assets	9.81	9.27
Net liability in the balance sheet	<b>14.46</b>	<b>13.55</b>
<b>Movement in net liability recognised in the Balance sheet:</b>		
Net liability as at the beginning of the year	13.55	10.88
Net amount recognised as expenses in the statement of profit and loss	7.15	6.10
Benefits paid	(4.77)	(3.24)
Acquisition adjustment - with related party	-	-
Remeasurements-actuarial (gains) / losses	(1.47)	(0.19)
<b>Net liability as at the end of the year</b>	<b>14.46</b>	<b>13.55</b>
Net liability as at the end of the year (current portion)	2.92	2.85
Net liability as at the end of the year (non-current portion)	11.54	10.70
<b>Expenses recognised in the statement of profit and loss</b>		
Current service cost	6.15	5.31
Interest cost	1.68	1.42
Interest (income) on plan assets	(0.68)	(0.63)
<b>Expenses charged to the statement of profit and loss</b>	<b>7.15</b>	<b>6.10</b>
<b>Component of defined benefit cost recognised in other comprehensive income</b>	<b>(1.47)</b>	<b>(0.19)</b>

Particulars	Gratuity	
	31 March 2024	31 March 2023
<b>Reconciliation of defined-benefit commitments:</b>		
Obligations as at the beginning of the year	22.82	19.51
Current service cost	6.15	5.31
Interest cost	1.68	1.42
Benefits paid	(4.77)	(3.24)
Remeasurements- actuarial (gains) / losses	(1.61)	(0.18)
Obligations as at the end of the year	<b>24.27</b>	<b>22.82</b>
<b>Reconciliation of plan assets:</b>		
Plan assets as at the beginning of the year	9.27	8.63
Interest income	0.68	0.63
Remeasurements- actuarial gains / (losses)	(0.14)	0.01
Plan assets as at the end of the year	<b>9.81</b>	<b>9.27</b>
<b>Plan assets consists of the following:</b>		
Insurance company products (quoted)	<b>9.81</b>	<b>9.27</b>

**Major categories of plan assets**

Particulars	31 March 2024	31 March 2023
Funds managed by insurer	100%	100%

ACME Solar Holdings Limited (formerly known as ACME Solar Holdings Private Limited)

CIN - U40106HR2015PLC102129

Notes to the standalone financial statements for the year ended 31 March 2024

Breakup of actuarial (gain) / loss	In Rs. million unless otherwise stated	
	31 March 2024	31 March 2023
<b>Particulars</b>		
Actuarial (gain)/loss on arising from change in demographic assumption	-	-
Actuarial (gain)/loss on arising from change in financial assumption	0.22	(0.17)
Actuarial (gain)/loss on arising from experience adjustment	(1.83)	(0.01)
Actuarial (gain)/loss on return on assets	0.14	(0.01)
<b>Total actuarial (gain)/loss</b>	<b>(1.47)</b>	<b>(0.19)</b>

The actuarial valuation in respect of commitments and expenses relating to unfunded Gratuity are based on the following assumptions which if changed, would affect the commitment's size, funding requirements and expenses:

(a) Economic assumptions

Particulars	31 March 2024	31 March 2023
Discount rate	7.22%	7.36%
Expected return on plan assets	7.22%	7.36%
Expected rate of salary increase	6.00%	6.00%

(b) Demographic assumptions

Particulars	31 March 2024	31 March 2023
Retirement age	58 years	58 years
Mortality table	Indian Assured Lives Mortality (IALM) (2012-14)	Indian Assured Lives Mortality (IALM) (2012-14)
Attrition at ages	<b>Withdrawal Rate (%)</b>	<b>Withdrawal Rate (%)</b>
up to 30 years	10.00	10.00
From 31 to 44 years	5.00	5.00
Above 44 years	5.00	5.00

(c) Sensitivity analysis of defined benefit obligation

Particulars	Gratuity	
	31 March 2024	31 March 2023
<b>a) Impact of the change in discount rate</b>		
i) Impact due to increase of 0.50%	(0.87)	(0.85)
ii) Impact due to decrease of 0.50%	0.93	0.91
<b>b) Impact of the change in salary increase</b>		
i) Impact due to increase of 0.50%	0.77	0.74
ii) Impact due to decrease of 0.50%	(0.75)	(0.72)

Sensitivities due to mortality and withdrawals are not material & hence impact of change not calculated.

Sensitivities as to rate of inflation, rate of increase of pensions in payment, rate of increase of pensions before retirement & life expectancy are not applicable being a lump sum benefit on retirement.

The weighted average duration is 11.98 (31 March 2023: 11.88)

(d) Maturity profile of defined benefit obligation

	Gratuity	
	31 March 2024	31 March 2023
Less than 1 year	2.92	2.95
Year 1 to 5	6.88	11.23
More than 5 years	14.46	15.50

The contribution expected to be made by the Company during the next financial year 2024-25 of Rs. 9.43 million (2023-24 of Rs. 8.15 million).

Notes to the standalone financial statements for the year ended 31 March 2024

44 Additional regulatory disclosure

a) The following are analytical ratios for the year ended 31 March 2024 and 31 March 2023:

Particular	Numerator	Denominator	31 March 2024	31 March 2023	Variance
(a) Current ratio	Current assets	Current liabilities	1.15	0.50	132.57% *
(b) Debt equity ratio	Total Debt	Shareholders equity	0.63	0.73	-14.11%
(c) Debt service coverage ratio	Earnings available for debt service	Debt Service	2.38	0.80	196.78% **
(d) Return on equity ratio (%)	Net Profits after taxes – Preference Dividend (if any)	Average Shareholder’s Equity	16.83%	(1.32%)	1378.62% **
(e) Inventory turnover ratio	Net Sales	Avg. Inventory	Not Applicable	Not Applicable	Not Applicable
(f) Trade receivable turnover ratio	Net Credit Sales	Avg. Accounts Receivable	65.93	11.85	456.49% ^
(g) Trade payable turnover ratio	Net credit purchases	Avg. Accounts Payables	8.48	2.94	188.36% ^^
(h) Net capital turnover ratio	Net Sales	Working Capital	1.83	(0.47)	-487.65%*
(i) Net profit ratio (%)	Net profit	Net sales	89.11%	(6.46%)	1480.36% **
(j) Return on capital employed ratio (%)	Earning before interest and taxes	Capital Employed	15.84%	2.65%	497.44% **
(k) Return on investment ratio (%)	Income generated from invested funds	Average invested funds in treasury investments	1.64%	Not Applicable	Not determinable

**Reasons for variance**

\*Increase in current assets leads to improvement in the ratio.

^Due to payment received from trade receivables, the ratio has been increased.

^^ Due to payment of trade payable, the ratio has been increased.

\*\*Profit during the current year resulting into improvement in the ratio.

**Other explanatory points**

(A) Earning for Debt Service = Net Profit after taxes + Non-cash operating expenses like depreciation and other amortizations + Interest + other adjustments like loss on sale of Fixed assets etc.

Debt service = Interest & Lease Payments + Principal Repayments

“Net Profit after tax” means reported amount of “Profit / (loss) for the period” and it does not include items of other comprehensive income.

(B) Capital Employed = Tangible Net Worth + Total Debt + Deferred Tax Liability

- b) The Company has not been declared as wilful defaulter by any bank or financial institution or any other lender.
- c) The Company does not have any charges or satisfaction, which is yet to be registered with Registrar of Companies, beyond the statutory period prescribed under the Companies Act, 2013 and the rules made thereunder.
- d) The Company has not entered into any transaction which has not been recorded in the books of account, that has been surrendered or disclosed as income during the year in the tax assessments under the Income Tax Act, 1961 (such as, search or survey or any other relevant provisions of the Income Tax Act, 1961).
- e) The Company has not traded or invested in crypto currency or virtual currency during the year.
- f) The Company does not have any Benami property and further, no proceedings have been initiated or are pending against the Company, in this regard.
- g) The Company has not entered into any transactions with struck off companies, as defined under the Companies Act, 2013 and rules made thereunder.
- h) The Company have not advanced or loaned or invested funds to any other person(s) or entity(ies), including foreign entities (Intermediaries) with the understanding that the Intermediary shall:
  - (i) directly or indirectly lend or invest in other persons or entities identified in any manner whatsoever by or on behalf of the company (Ultimate Beneficiaries) or
  - (ii) provide any guarantee, security or the like to or on behalf of the Ultimate Beneficiaries.
- i) The Company have not received any fund from any person(s) or entity(ies), including foreign entities (Funding Party) with the understanding (whether recorded in writing or otherwise) that the Company shall:
  - (i) directly or indirectly lend or invest in other persons or entities identified in any manner whatsoever by or on behalf of the Funding Party (Ultimate Beneficiaries) or
  - (ii) provide any guarantee, security or the like on behalf of the Ultimate Beneficiaries,

**ACME Solar Holdings Limited (formerly known as ACME Solar Holdings Private Limited)**

CIN - U40106HR2015PLC102129

**Notes to the standalone financial statements for the year ended 31 March 2024**

45 During the current year, on 28 December 2023, Company has signed a Binding offer with Acme Solar Energy Pvt. Ltd. ("Purchaser") to sell its 100% investments in Equity shares and Debentures in its 5 subsidiaries companies naming Aarohi Solar Pvt. Ltd., Dayanidhi Solar Power Pvt. Ltd., Acme Jaisalmer Solar Power Pvt. Ltd., Niranjana Solar Energy Pvt. Ltd., Vishwatma Solar Energy Pvt. Ltd. Purchase paid Rs. 3895.44 million to Company as advance towards consideration, which will be decided later based on Net Asset Value provided by chartered accountant/registered valuer/ merchant banker. On 29 March 2024, both the parties agreed to decline this binding offer due to non agreement on the valuation of shares to be sold, due to which Company will return the advance received towards consideration to Purchaser within 60 days of declining of offer. Company has repaid Rs. 631.40 million upto 31 March 2024 and balance amount of Rs. 3264.04 million has been repaid subsequently and this amount has been classified as Current Liabilities.

Particulars	In Rs million unless otherwise stated	
	As at 31 March 2024	As at 31 March 2023
ACME Photovoltaic Solar Private Limited 5,100 (as at 31 March 2023: 5,100) equity share of Rs 10 each, fully paid up	0.05	0.05
	<b>0.05</b>	<b>0.05</b>

During the earlier year, investment in equity instruments of the subsidiary company have been classified as assets held for sale pursuant to management's intention to sell. The Company has entered into sale purchase agreement ("SPA") with a private equity fund for sale of its 100% investment in equity share of above mentioned subsidiary company.

The assets classified as held for sale have been accounted at lower of carrying amount and fair value less costs to sell. The fair value of investment classified as assets held for sale has been determined based on the SPA entered with the private equity fund.

The carrying value and fair value less cost to sell of investment in above mentioned subsidiary company classified as assets held for sale is detailed below:

Particulars	In Rs million unless otherwise stated			
	31 March 2024		31 March 2023	
	Carrying value	Fair value less costs to sell	Carrying value	Fair value less costs to sell
Investment	0.05	95.93	0.05	95.93

No impairment loss has been recognised on classification of investment as asset held for sale as fair value less cost to sell is higher than the carrying amount of the assets.

*(This space has been intentionally left blank)*

**ACME Solar Holdings Limited (formerly known as ACME Solar Holdings Private Limited)**

CIN - U40106HR2015PLC102129

**Notes to the standalone financial statements for the year ended 31 March 2024****47 Profit on sale of investments**

- (i) During the current year, the Company has sold investment in Equity Shares and compulsory convertible debentures of Sunworld Energy Private Limited, Eminent Solar Power Private Limited, Devishi Renewable Energy Private Limited and Devishi Solar Power Private Limited to Vittanath Power Private Limited.

Details of such profit (net) during the current year are as below:

**In Rs million unless otherwise stated**

Particulars	31 March 2024
Sale consideration received in cash and cash equivalent	1,621.88
Less : Carrying value of investment in subsidiary Company	(956.20)
<b>Profit on sale of investments</b>	<b>665.68</b>

- (ii) During the current year, the Company has sold investment in 11,544 Optionally Convertible redeemable Preference Shares of ACME Hisar Solar Power Private Limited, ACME Bhiwadi Solar Power Private Limited and ACME Karnal Solar Power Private Limited each , 3,339 Optionally Convertible redeemable Preference Shares of ACME Jaipur Solar Power Private Limited and 215,335 Optionally convertible debentures of ACME Jaipur Solar Power Private Limited.

During the previous year, the Company has sold investment in 17,316 Optionally Convertible redeemable Preference Shares of ACME Hisar Solar Power Private Limited, ACME Bhiwadi Solar Power Private Limited and ACME Karnal Solar Power Private Limited each and 6,661 Optionally Convertible redeemable Preference Shares of ACME Jaipur Solar Power Private Limited.

Details of such profit (net) during the current as well as previous year are as below:

**In Rs million unless otherwise stated**

Particulars	31 March 2024	31 March 2024
Sale consideration received in cash and cash equivalent	472.56	244.34
Less : Carrying value of investment in subsidiary Company	(226.66)	(18.67)
<b>Profit on sale of investments</b>	<b>245.90</b>	<b>225.67</b>

- (iii) During the current year, the Company has sold investments in its subsidiaries ACME Surya Power Pvt.Ltd, ACME Surya Energy Private Limited, ACME Sun Power Private Limited, ACME Solartech Private Limited, ACME Urja One Private Limited (formerly known as ACME Barmer Solar Private Limited) and ACME Urja Two Private Limited (formerly known as ACME Pushkar Solar Private Limited) to its parent company ACME Cleantech Solutions Private limited.

Details of such profit (net) during the current year are as below:

**In Rs million unless otherwise stated**

Particulars	31 March 2024
Sale consideration received in cash and cash equivalent	0.60
Less: Carrying value of investment in subsidiary Company	(0.60)
<b>Profit on sale of investments</b>	<b>-</b>

- (iv) During the current year, ACME Kaithal Solar Power Private Limited, ACME Koppal Solar Energy Private Limited, ACME Babadham Solar Power Private Limited, ACME Vijayapura Solar Energy Private Limited, ACME Kittur Solar Energy Private Limited, ACME Guledagudda Solar Energy Private Limited, ACME Hukkeri Solar Energy Private Limited, ACME Kudligi Solar Energy Private Limited, ACME Sandur Solar Energy Private Limited, and Vittanath Power Private Limited, and its subsidiaries Mihit Solar Power Private Limited, Devishi Solar Power Private Limited , Eminent Solar Power Private Limited , Sunworld Energy Private Limited , Devishi Renewable Energy Private Limited has been sold to Blupine.

Details of such profit (net) during the current year are as below:

**In Rs million unless otherwise stated**

Particulars	31 March 2024
Sale consideration received in cash and cash equivalent	7,478.92
Liability waived off	1,616.36
Less : Carrying value of investment in subsidiary Company	(4,083.30)
<b>Profit on sale of investments</b>	<b>5,011.98</b>

**(v) Deferred consideration**

During the earlier year, 100% investment in equity instruments and compulsory convertible debentures of subsidiary company, namely ACME Chittorgarh Private Limited were sold to the private equity funds.

Deferred consideration on above investment was dependent on conditions precedent as agreed in the respective share purchase agreement. The Company is confident to meet all the conditions precedent as mentioned in the said agreement and is confident that the balance amount of Rs. 235.91 million (31 March 2023: Rs. 235.91 million) is fully recoverable.

**ACME Solar Holdings Limited (formerly known as ACME Solar Holdings Private Limited)**

**CIN - U40106HR2015PLC102129**

**Notes to the standalone financial statements for the year ended 31 March 2024**

**48 Segment information**

The Company is engaged in the business of engineering, procurement and construction of solar plants and related activities. Chief Operating Decision Maker(CODM) reviews the financial information of the Company as a whole for decision-making and accordingly the Company has a single reportable segment. Further, the operations of the Company are limited within one geographical segment. Hence, no further disclosure is required to be made. During the year ended 31 March 2024 and 31 March 2023, there is no single external customer who contributes 10% or more to the Company's revenue.

- 49 The Ministry of Corporate Affairs (MCA) has prescribed a new requirement for companies under the proviso to Rule 3(1) of the Companies (Accounts) Rules, 2014 inserted by the Companies (Accounts) Amendment Rules 2021 requiring companies, which uses accounting software for maintaining its books of account, shall use only such accounting software which has a feature of recording audit trail of each and every transaction, creating an edit log of each change made in the books of account along with the date when such changes were made and ensuring that the audit trail cannot be disabled.

The Company uses an accounting software (SAP HANA) for maintaining its books of account which has a feature of recording audit trail (edit log) facility and the same has operated throughout the year for all relevant transactions recorded in the accounting software. However, the audit trail feature is not enabled at database level for accounting software SAP HANA to log any direct data changes for users with certain privileged access rights. Further there is no instance of audit trail feature being tampered with in respect of the accounting software where such feature is enabled.

Presently, the log is enabled at the application level and the privileged access to HANA database continues to be restricted to limited set of users who necessarily require this access for maintenance and administration of the database.

- 50 Certain amounts (currency value or percentages) shown in the various tables and paragraphs included in the financial statements have been rounded off or truncated as deemed appropriate by company.

**51 Subsequent event**

- (i) On 22 June 2024, the Company has been converted from Private Limited Company to Public Limited Company.
- (ii) During the previous year, the Board of Directors of Company at their meeting held on June 15, 2023, had approved composite scheme of arrangement ("the Scheme") pursuant to the provisions of Sections 230 to 232 of the Companies Act, 2013 ("Act") read with other applicable provisions of the Act and rules as applicable, with appointed date of 01 April 2023, proposed:

a) Demerger of Solar and Wind Business (hereinafter referred to as "Demerged Undertaking" or "Solar and Wind Business") belonging to M/s ACME Solar Holdings Limited ("Demerged Company" or "Transferor Company") with and into M/s ACME Cleantech Solutions Private Limited ("Resulting Company") on a going concern basis.

b) Amalgamation of M/s ACME Solar Holdings Limited ("Demerged Company" or "Transferor Company") with its Remaining Business, with and into M/s MKU Holdings Private Limited ("Transferee Company").

Upon the Scheme becoming effective, the Transferor Company/ the Company shall after giving effect to the Scheme stand dissolved, without further process of winding-up. Consequently, the Company had filed an application with the Hon'ble National Company Law Tribunal (Hon'ble Tribunal), post shareholders' approval. The applicability of the Scheme was subject to regulatory and other approvals.

Subsequent to current year end, the Board of Director of the Company at their meeting held on May 27, 2024, has approved the resolution to withdraw the Scheme amongst M/s MKU Holding Private Limited, M/s ACME Cleantech Solutions Private Limited and M/s ACME Solar Holdings Limited, filed before the Hon'ble Tribunal. On May 29, 2024, the Company has filed an application before the Hon'ble Tribunal to withdraw the Scheme which was accepted by the Hon'ble Tribunal and post hearing the Scheme stand disposed off.

For **Walker Chandio & Co LLP**  
Chartered Accountants  
Firm's Registration No.: 001076N/N500013

For **S. Tekriwal & Associates**  
Chartered Accountants  
Firm Registration No.: 009612N

**For and on behalf of the Board of Directors**  
ACME Solar Holdings Limited  
(formerly known as ACME Solar Holdings Private Limited)

**Anamitra Das**  
Partner  
Membership No. 062191

**Shishir Tekriwal**  
Partner  
Membership No. 088262

**Manoj Kumar Upadhyay**  
Chairman and Managing Director  
DIN No. 01282332

**Nikhil Dhingra**  
Whole Time Director and Chief Executive Officer  
DIN No. 07835556

Place: Dallas, Texas  
Date: 22 June 2024

Place: New Delhi  
Date: 22 June 2024

Place: Gurugram  
Date: 22 June 2024

Place: Paris  
Date: 22 June 2024

**Purushottam Kejriwal**  
Chief Financial Officer  
Membership No. 061668

**Rajesh Sodhi**  
Company Secretary  
Membership No: F3043

Place: Gurugram  
Date: 22 June 2024

Place: Gurugram  
Date: 22 June 2024

**Walker Chandiook & Co LLP**  
Chartered Accountants  
Firm Registration No.: 001076N/N500013  
21st Floor, DLF Square,  
Jacaranda Marg, DLF Phase II,  
Gurugram, Haryana 122002

**S. Tekriwal & Associates**  
Chartered Accountants  
Firm Registration No: 009612N  
B4/237, LGF,  
Safdarjung Enclave,  
New Delhi 110029

## **Independent Auditor's Report**

**To the Members of ACME Solar Holdings Limited (formerly known as ACME Solar Holdings Private Limited)**

### **Report on the Audit of the Consolidated Financial Statements**

#### **Opinion**

1. We have audited the accompanying consolidated financial statements of ACME Solar Holdings Limited (formerly known as ACME Solar Holdings Private Limited) ('the Holding Company') and its subsidiaries (the Holding Company and its subsidiaries together referred to as 'the Group'), as listed in Annexure A, which comprise the Consolidated Balance Sheet as at 31 March 2024, the Consolidated Statement of Profit and Loss (including Other Comprehensive Income), the Consolidated Cash Flow Statement and the Consolidated Statement of Changes in Equity for the year then ended, and notes to the consolidated financial statements, including a material accounting policy information and other explanatory information.
2. In our opinion and to the best of our information and according to the explanations given to us and based on the consideration of the reports of the other auditors on separate financial statements and on the other financial information of the subsidiaries, the aforesaid consolidated financial statements give the information required by the Companies Act, 2013 ('the Act') in the manner so required and give a true and fair view in conformity with the Indian Accounting Standards ('Ind AS') specified under section 133 of the Act, read with the Companies (Indian Accounting Standards) Rules, 2015, and other accounting principles generally accepted in India of the consolidated state of affairs of the Group, as at 31 March 2024, and their consolidated profit (including other comprehensive income), consolidated cash flows and the consolidated changes in equity for the year ended on that date.

#### **Basis for Opinion**

3. We conducted our audit in accordance with the Standards on Auditing specified under section 143(10) of the Act. Our responsibilities under those standards are further described in the Auditor's Responsibilities for the Audit of the Consolidated Financial Statements section of our report. We are independent of the Group in accordance with the Code of Ethics issued by the Institute of Chartered Accountants of India ('ICAI') together with the ethical requirements that are relevant to our audit of the consolidated financial statements under the provisions of the Act and the rules thereunder, and we have fulfilled our other ethical responsibilities in accordance with these requirements and the Code of Ethics. We believe that the audit evidence we have obtained together with the audit evidence obtained by the other auditors in terms of their reports referred to in paragraph 11 of the Other Matters section below, is sufficient and appropriate to provide a basis for our opinion.

#### **Information other than the Consolidated Financial Statements and Auditor's Report thereon**

4. The Holding Company's Board of Directors are responsible for the other information. The other information comprises the information included in the Directors' report, but does not include the consolidated financial statements and our auditor's report thereon.

Our opinion on the consolidated financial statements does not cover the other information and we do not express any form of assurance conclusion thereon.



In connection with our audit of the consolidated financial statements, our responsibility is to read the other information and, in doing so, consider whether the other information is materially inconsistent with the consolidated financial statements or our knowledge obtained in the audit or otherwise appears to be materially misstated.

The Directors' report is not made available to us at the date of this auditor's report. We have nothing to report in this regard.

### **Responsibilities of Management and Those Charged with Governance for the Consolidated Financial Statements**

5. The accompanying consolidated financial statements have been approved by the Holding Company's Board of Directors. The Holding Company's Board of Directors are responsible for the matters stated in section 134(5) of the Act with respect to the preparation and presentation of these consolidated financial statements that give a true and fair view of the consolidated financial position, consolidated financial performance including other comprehensive income, consolidated changes in equity and consolidated cash flows of the Group in accordance with the Ind AS specified under section 133 of the Act read with the Companies (Indian Accounting Standards) Rules, 2015, and other accounting principles generally accepted in India. The respective Board of Directors of the companies included in the Group are responsible for maintenance of adequate accounting records in accordance with the provisions of the Act for safeguarding of the assets of the Group and for preventing and detecting frauds and other irregularities; selection and application of appropriate accounting policies; making judgments and estimates that are reasonable and prudent; and design, implementation and maintenance of adequate internal financial controls, that were operating effectively for ensuring the accuracy and completeness of the accounting records, relevant to the preparation and presentation of the financial statements that give a true and fair view and are free from material misstatement, whether due to fraud or error, which have been used for the purpose of preparation of the consolidated financial statements by the Board of Directors of the Holding Company, as aforesaid.
6. In preparing the consolidated financial statements, the respective Board of Directors of the companies included in the Group are responsible for assessing the ability of the Group to continue as a going concern, disclosing, as applicable, matters related to going concern and using the going concern basis of accounting unless the Board of Directors either intend to liquidate the Group or to cease operations, or has no realistic alternative but to do so.
7. Those respective Board of Directors and those charged with governance are also responsible for overseeing the financial reporting process of the companies included in the Group.

### **Auditor's Responsibilities for the Audit of the Consolidated Financial Statements**

8. Our objectives are to obtain reasonable assurance about whether the consolidated financial statements as a whole are free from material misstatement, whether due to fraud or error, and to issue an auditor's report that includes our opinion. Reasonable assurance is a high level of assurance but is not a guarantee that an audit conducted in accordance with Standards on Auditing will always detect a material misstatement when it exists. Misstatements can arise from fraud or error and are considered material if, individually or in the aggregate, they could reasonably be expected to influence the economic decisions of users taken on the basis of these consolidated financial statements.
9. As part of an audit in accordance with Standards on Auditing specified under section 143(10) of the Act we exercise professional judgment and maintain professional skepticism throughout the audit. We also:
  - Identify and assess the risks of material misstatement of the consolidated financial statements, whether due to fraud or error, design and perform audit procedures responsive to those risks, and obtain audit evidence that is sufficient and appropriate to provide a basis for our opinion. The risk of not detecting a material misstatement resulting from fraud is higher than for one resulting from error, as fraud may involve collusion, forgery, intentional omissions, misrepresentations, or the override of internal control;

- Obtain an understanding of internal control relevant to the audit in order to design audit procedures that are appropriate in the circumstances. Under section 143(3)(i) of the Act we are also responsible for expressing our opinion on whether the Holding Company has adequate internal financial controls with reference to financial statements in place and the operating effectiveness of such controls;
  - Evaluate the appropriateness of accounting policies used and the reasonableness of accounting estimates and related disclosures made by management;
  - Conclude on the appropriateness of Board of Directors' use of the going concern basis of accounting and, based on the audit evidence obtained, whether a material uncertainty exists related to events or conditions that may cast significant doubt on the ability of the Group to continue as a going concern. If we conclude that a material uncertainty exists, we are required to draw attention in our auditor's report to the related disclosures in the financial statements or, if such disclosures are inadequate, to modify our opinion. Our conclusions are based on the audit evidence obtained up to the date of our auditor's report. However, future events or conditions may cause the Group to cease to continue as a going concern;
  - Evaluate the overall presentation, structure and content of the financial statements, including the disclosures, and whether the financial statements represent the underlying transactions and events in a manner that achieves fair presentation; and
  - Obtain sufficient appropriate audit evidence regarding the financial information of the entities or business activities within the Group, to express an opinion on the consolidated financial statements. We are responsible for the direction, supervision and performance of the audit of financial statements of such entities included in the consolidated financial statements, of which we are the independent auditors. For the other entities included in the consolidated financial statements, which have been audited by the other auditors, such other auditors remain responsible for the direction, supervision and performance of the audits carried out by them. We remain solely responsible for our audit opinion.
10. We communicate with those charged with governance regarding, among other matters, the planned scope and timing of the audit and significant audit findings, including any significant deficiencies in internal control that we identify during our audit.

**Other Matters**

11. We did not audit the financial statements of one subsidiary, whose financial statements reflects total assets of Rs. 2,888.58 million as at 31 March 2024, total revenues of Rs. 546.34 million, and cash inflow (net) amounting to Rs. 24.05 million for the year then ended on that date, as considered in the consolidated financial statements. These financial statements have been audited by other auditor whose report has been furnished to us by the management and our opinion on the consolidated financial statements in so far as it relates to the amounts and disclosures included in respect of this subsidiary, and our report in terms of sub-section (3) of Section 143 of the Act in so far as it relates to the aforesaid subsidiary, is based solely on the report of other auditor.

The Consolidated financial statements includes total assets of Rs. 86,401.76 million as at 31 March 2024, total revenues of Rs. 6,642.37 million, and cash outflow (net) amounting to Rs. 2,204.91 million for the year then ended on that date in respect of 26 subsidiaries, whose financial statements have been solely audited by S. Tekriwal & Associates, Chartered Accountants, one of the joint auditors and Walker Chandio & Co LLP's joint opinion, in so far as it relates to the amounts and disclosures included in respect of these subsidiaries and our report in terms of sub-section (3) of Section 143 of the Act in so far as it relates to the aforesaid subsidiaries, is based on the audit reports issued by S. Tekriwal & Associates, Chartered Accountants, on aforementioned financial statements for the year ended 31 March 2024.

The Consolidated financial statements includes total assets of Rs. 39,561.53 million as at 31 March 2024, total revenues of Rs. 7,552.28 million and cash outflow (net) of Rs. 254.38 million for the year

then ended in respect of 16 subsidiaries, whose financial statements have been audited by Walker Chandio & Co LLP, Chartered Accountants, one of the joint auditors of the Group, jointly with the other auditor, DHANA & Associates, Chartered Accountants, and S. Tekriwal & Associates's joint opinion, in so far as it relates to the amounts and disclosures included in respect of these subsidiaries and our report in terms of sub-section (3) of Section 143 of the Act in so far as it relates to the aforesaid subsidiaries, is based on the audit reports issued by Walker Chandio & Co LLP, Chartered Accountants, jointly with the other auditor on aforementioned financial statements for the year ended 31 March 2024.

Our opinion above on the consolidated financial statements, and our report on other legal and regulatory requirements below, are not modified in respect of above matters with respect to our reliance on the work done by and the reports of the other auditors.

### **Report on Other Legal and Regulatory Requirements**

12. Based on our audit and on the consideration of the reports of the other auditors, referred to in paragraph 11, on separate financial statements of the subsidiaries, we report that the provisions of section 197 read with Schedule V to the Act are not applicable to the Holding Company and its subsidiaries incorporated in India whose financial statements have been audited under the Act since none of such companies is a public company as defined under section 2(71) of the Act as of 31 March 2024. Accordingly, reporting under section 197(16) is not applicable.
13. As required by clause (xxi) of paragraph 3 of Companies (Auditor's Report) Order, 2020 ('the Order') issued by the Central Government of India in terms of section 143(11) of the Act based on the consideration of the Order reports issued by us and by the respective other auditors as mentioned in paragraph 11 above, of companies included in the consolidated financial statements and covered under the Act, we report that there are no qualifications or adverse remarks reported in the respective Order reports of such companies.
14. As required by section 143(3) of the Act, based on our audit and on the consideration of the reports of the other auditors on separate financial statements and other financial information of the subsidiaries incorporated in India whose financial statements have been audited under the Act, we report, to the extent applicable, that:
  - a) We have sought and obtained all the information and explanations which to the best of our knowledge and belief were necessary for the purpose of our audit of the aforesaid consolidated financial statements;
  - b) In our opinion, proper books of account as required by law relating to preparation of the aforesaid consolidated financial statements have been kept so far as it appears from our examination of those books and the reports of the other auditors, except for the matters stated in paragraph 14(h)(vi) below on reporting under Rule 11(g) of the Companies (Audit and Auditors) Rules, 2014 (as amended);
  - c) The consolidated financial statements dealt with by this report are in agreement with the relevant books of account maintained for the purpose of preparation of the consolidated financial statements;
  - d) In our opinion, the aforesaid consolidated financial statements comply with Ind AS specified under section 133 of the Act read with the Companies (Indian Accounting Standards) Rules, 2015;
  - e) On the basis of the written representations received from the directors of the Holding Company and taken on record by the Board of Directors of the Holding Company and the reports of the statutory auditors of its subsidiary companies covered under the Act, none of the directors of the Group companies, are disqualified as on 31 March 2024 from being appointed as a director in terms of section 164(2) of the Act.
  - f) The qualification relating to the maintenance of accounts and other matters connected therewith with respect to the consolidated financial statements are as stated in paragraph 14(b) above on

reporting under section 143(3)(b) of the Act and paragraph 14(h)(vi) below on reporting under Rule 11(g) of the Companies (Audit and Auditors) Rules, 2014 (as amended);

- g) With respect to the adequacy of the internal financial controls with reference to financial statements of the Holding Company, and its subsidiary companies covered under the Act, and the operating effectiveness of such controls, refer to our separate report in 'Annexure B' wherein we have expressed an unmodified opinion; and
- h) With respect to the other matters to be included in the Auditor's Report in accordance with rule 11 of the Companies (Audit and Auditors) Rules, 2014 (as amended), in our opinion and to the best of our information and according to the explanations given to us and based on the consideration of the report of the other auditors on separate financial statements and other financial information of the subsidiaries incorporated in India whose financial statements have been audited under the Act:
  - i. The consolidated financial statements disclose the impact of pending litigations on the consolidated financial position of the Group as detailed in Note 47(A) and 47(B) to the consolidated financial statements;
  - ii. The Holding Company and its subsidiaries did not have any long-term contracts including derivative contracts for which there were any material foreseeable losses as at 31 March 2024;
  - iii. There were no amounts which were required to be transferred to the Investor Education and Protection Fund by the Holding Company, and its subsidiary companies covered under the Act, during the year ended 31 March 2024; and
  - iv. a. The respective managements of the Holding Company and its subsidiary companies incorporated in India whose financial statements have been audited under the Act have represented to us and the other auditors of such subsidiaries respectively that, to the best of their knowledge and belief, as disclosed in note 58(g) to the consolidated financial statements, no funds have been advanced or loaned or invested (either from borrowed funds or securities premium or any other sources or kind of funds) by the Holding Company or its subsidiary companies or in any person(s) or entity(ies), including foreign entities ('the intermediaries'), with the understanding, whether recorded in writing or otherwise, that the intermediary shall, whether, directly or indirectly lend or invest in other persons or entities identified in any manner whatsoever by or on behalf of the Holding Company, or any such subsidiary companies ('the Ultimate Beneficiaries') or provide any guarantee, security or the like on behalf the Ultimate Beneficiaries;
  - b. The respective managements of the Holding Company and its subsidiary companies, incorporated in India whose financial statements have been audited under the Act have represented to us and the other auditors of such subsidiaries respectively that, to the best of their knowledge and belief, as disclosed in the note 58(h) to the accompanying consolidated financial statements, no funds have been received by the Holding Company or its subsidiary companies from any person(s) or entity(ies), including foreign entities ('the Funding Parties'), with the understanding, whether recorded in writing or otherwise, that the Holding Company, or any such subsidiary companies shall, whether directly or indirectly, lend or invest in other persons or entities identified in any manner whatsoever by or on behalf of the Funding Party ('Ultimate Beneficiaries') or provide any guarantee, security or the like on behalf of the Ultimate Beneficiaries; and
  - c. Based on such audit procedures performed by us and that performed by the auditors of the subsidiaries, as considered reasonable and appropriate in the circumstances, nothing has come to our or other auditors' notice that has caused us or the other auditors to believe that the management representations under sub-clauses (a) and (b) above contain any material misstatement.

**Walker Chandiook & Co LLP****S. Tekriwal & Associates**

- v. The Holding Company and its subsidiaries have not declared or paid any dividend during the year ended 31 March 2024;
- vi. Based on our examination which included test checks, the Group, in respect of financial year commencing on 1 April 2023, has used accounting software for maintaining its books of account which has a feature of recording audit trail (edit log) facility and the same has operated throughout the year for all relevant transactions recorded in the software except that, audit trail feature was not enabled at database level for accounting software SAP HANA to log any direct data changes, as described in note 57 to the consolidated financial statements. Further, during the course of our audit we did not come across any instance of audit trail feature being tampered with in respect of the accounting software where such feature is enabled.

For **Walker Chandiook & Co LLP**  
Chartered Accountants  
Firm's Registration No.: 001076N/N500013

For **S. Tekriwal & Associates**  
Chartered Accountants  
Firm Registration No.: 009612N

**Anamitra Das**  
Partner  
Membership No.: 062191  
UDIN: 24062191BKDFYX8997

**Shishir Tekriwal**  
Partner  
Membership No.: 088262  
UDIN: 24088262BKASWD5790

**Place:** Dallas, Texas  
**Date:** 22 June 2024

**Place:** New Delhi  
**Date:** 22 June 2024

**Annexure A to Independent Auditor's Report of even date to the members of ACME Solar Holdings Limited (formerly known as ACME Solar Holdings Private Limited) on the consolidated financial statements for the year ended 31 March 2024****List of subsidiaries included in the consolidated financial statements -**

1. ACME Rewa Solar Energy Private Limited
2. ACME Jodhpur Solar power Private Limited
3. Aarohi Solar Private Limited
4. Niranjana Solar Energy Private Limited
5. Dayanidhi Solar Power Private Limited
6. ACME Jaisalmer Solar Power Private Limited
7. Vishwatma Solar Energy Private Limited
8. Acme Sidlaghatta Solar Energy Private Limited
9. ACME Mahbubnagar Solar Energy Private Limited
10. ACME Yamunanagar Solar Power Private Limited
11. ACME Solar Power Technology Private Limited
12. ACME PV Powertech Private Limited
13. Dayakara Solar Power Private Limited
14. Grahati Solar energy Private Limited
15. ACME Odisha Solar Power Private Limited
16. ACME Raipur Solar Power Private Limited
17. ACME Solar Energy (Madhya Pradesh) Private Limited
18. ACME Solar Technologies (Gujarat) Private Limited
19. ACME Magadh Solar Power Private Limited
20. ACME Nalanda Solar Power Private Limited
21. Nirosha Power Private Limited
22. ACME Solar Rooftop Systems Private Limited
23. ACME Heergarh Powertech Private Limited
24. ACME Aklera Power Technology Private Limited
25. ACME Raisar Solar Energy Private Limited
26. ACME Deoghar Solar Power Private Limited
27. ACME Dhaulpur Powertech Private Limited
28. ACME Phalodi Solar Energy Private Limited
29. ACME Solar Energy Private Limited
30. ACME Surya Modules Private Limited
31. ACME Eco Clean Energy Private Limited
32. ACME Pokhran Solar Private Limited
33. ACME Sikar Solar Private Limited
34. ACME Renewable Solutions Private Limited
35. ACME Renewable Resources Private Limited
36. ACME Urja Private Limited
37. ACME Venus Urja Private Limited
38. ACME Urja One Private Limited (formerly known as ACME Barmer Solar Private Limited) (Upto 17 May 2023)
39. ACME Urja Two Private Limited (formerly known as ACME Pushkar Solar Private Limited) (Upto 27 July 2023)
40. ACME Sun Power Private Limited (Upto 18 September 2023)
41. ACME Solartech Private Limited (Upto 18 September 2023)
42. ACME Surya Energy Private Limited (Upto 18 September 2023)
43. Acme Surya Power Pvt Ltd (Upto 18 September 2023)
44. ACME Vijayapura Solar Energy Private Limited (Upto 03 January 2024)
45. ACME Koppal Solar Energy Private Limited (Upto 03 January 2024)
46. ACME Kaithal Solar Power Private Limited (Upto 03 January 2024)
47. ACME Babadham Solar Power Private Limited (Upto 03 January 2024)
48. Vittanath Power Private Limited (Upto 03 January 2024)
49. Devishi Renewable Energy Private Limited (Upto 03 January 2024)
50. Devishi Solar Power Private Limited (Upto 03 January 2024)
51. Eminent Solar Power Private Limited (Upto 03 January 2024)

52. Sunworld Energy Private Limited (Upto 03 January 2024)
53. Mihit Solar Power Private Limited (Upto 03 January 2024)
54. ACME Kittur Solar Energy Private Limited (Upto 24 January 2024)
55. ACME Guledagudda Solar Energy Private Limited (Upto 24 January 2024)
56. ACME Hukkeri Solar Energy Private Limited (Upto 24 January 2024)
57. ACME Kudligi Solar Energy Private Limited (Upto 24 January 2024)
58. ACME Sandur Solar Energy Private Limited (Upto 24 January 2024)

**Annexure B to the Independent Auditor's Report of even date to the members of ACME Solar Holdings Limited (formerly known as ACME Solar Holdings Private Limited), on the consolidated financial statements for the year ended 31 March 2024**

**Independent Auditor's Report on the internal financial controls with reference to financial statements under Clause (i) of Sub-section 3 of Section 143 of the Companies Act, 2013 ('the Act')**

1. In conjunction with our audit of the consolidated financial statements of ACME Solar Holdings Limited (formerly known as ACME Solar Holdings Private Limited) ('the Holding Company') and its subsidiaries (the Holding Company and its subsidiaries together referred to as 'the Group') as at and for the year ended 31 March 2024, we have audited the internal financial controls with reference to financial statements of the Holding Company and its subsidiary companies, which are companies covered under the Act, as at that date.

**Responsibilities of Management and Those Charged with Governance for Internal Financial Controls**

2. The respective Board of Directors of the Holding Company and its subsidiary companies, which are companies covered under the Act, are responsible for establishing and maintaining internal financial controls based on the internal financial controls with reference to financial statements criteria established by the Company considering the essential components of internal control stated in the Guidance Note on Audit of Internal Financial Controls over Financial Reporting issued by the Institute of Chartered Accountants of India ('ICAI'). These responsibilities include the design, implementation and maintenance of adequate internal financial controls that were operating effectively for ensuring the orderly and efficient conduct of the Company's business, including adherence to the Company's policies, the safeguarding of its assets, the prevention and detection of frauds and errors, the accuracy and completeness of the accounting records, and the timely preparation of reliable financial information, as required under the Act.

**Auditor's Responsibility for the Audit of the Internal Financial Controls with Reference to Financial Statements**

3. The audit of internal financial controls with reference to financial statements of 4 subsidiary companies which are companies covered under the Act, and reporting under Section 143(3)(i) is exempted vide MCA notification no. G.S.R. 583(E) dated 13 June 2017 read with corrigendum dated 14 July 2017. Consequently, our responsibility is to express an opinion on the internal financial controls with reference to financial statements of the Holding Company and its subsidiary companies, as aforesaid, based on our audit. We conducted our audit in accordance with the Standards on Auditing issued by ICAI prescribed under Section 143(10) of the Act, to the extent applicable to an audit of internal financial controls with reference to financial statements and the Guidance Note on Audit of Internal Financial Controls Over Financial Reporting ('the Guidance Note') issued by the ICAI. Those Standards and the Guidance Note require that we comply with ethical requirements and plan and perform the audit to obtain reasonable assurance about whether adequate internal financial controls with reference to financial statements were established and maintained and if such controls operated effectively in all material respects.
4. Our audit involves performing procedures to obtain audit evidence about the adequacy of the internal financial controls with reference to financial statements and their operating effectiveness. Our audit of internal financial controls with reference to financial statements includes obtaining an understanding of such internal financial controls, assessing the risk that a material weakness exists, and testing and evaluating the design and operating effectiveness of internal control based on the assessed risk. The procedures selected depend on the auditor's judgement, including the assessment of the risks of material misstatement of the financial statements, whether due to fraud or error.
5. We believe that the audit evidence we have obtained, and the audit evidence obtained by the other auditors in terms of their report referred to in the Other Matters paragraph below is sufficient and appropriate to provide a basis for our audit opinion on the internal financial controls with reference to financial statements of the Holding Company and its subsidiary companies as aforesaid.

**Meaning of Internal Financial Controls with Reference to Financial Statements**

6. A company's internal financial controls with reference to financial statements is a process designed to provide reasonable assurance regarding the reliability of financial reporting and the preparation of financial statements for external purposes in accordance with generally accepted accounting principles. A company's internal financial controls with reference to financial statements include those policies and procedures that (1) pertain to the maintenance of records that, in reasonable detail, accurately and fairly reflect the



**Annexure B to the Independent Auditor's Report of even date to the members of ACME Solar Holdings Limited (formerly known as ACME Solar Holdings Private Limited), on the consolidated financial statements for the year ended 31 March 2024**

transactions and dispositions of the assets of the company; (2) provide reasonable assurance that transactions are recorded as necessary to permit preparation of financial statements in accordance with generally accepted accounting principles, and that receipts and expenditures of the company are being made only in accordance with authorisations of management and directors of the company; and (3) provide reasonable assurance regarding prevention or timely detection of unauthorised acquisition, use, or disposition of the company's assets that could have a material effect on the financial statements.

**Inherent Limitations of Internal Financial Controls with Reference to Financial Statements**

7. Because of the inherent limitations of internal financial controls with reference to financial statements, including the possibility of collusion or improper management override of controls, material misstatements due to error or fraud may occur and not be detected. Also, projections of any evaluation of the internal financial controls with reference to financial statements to future periods are subject to the risk that the internal financial controls with reference to financial statements may become inadequate because of changes in conditions, or that the degree of compliance with the policies or procedures may deteriorate.

**Opinion**

8. In our opinion and based on the consideration of the reports of the other auditors on internal financial controls with reference to financial statements of the subsidiary companies, the Holding Company and its subsidiary companies, which are companies covered under the Act, have in all material respects, adequate internal financial controls with reference to financial statements and such controls were operating effectively as at 31 March 2024, based on the internal financial controls with reference to the financial statements criteria established by the Holding Company and its subsidiary companies considering the essential components of internal control stated in the Guidance note issued by the ICAI.

**Other Matter**

9. We did not audit the internal financial controls with reference to financial statements insofar as it relates to one subsidiary company, which is a company covered under the Act, whose financial statements reflect total assets of Rs. 2,888.58 million and net assets of Rs. 930.32 million as at 31 March 2024, total revenues of Rs. 546.34 million and net cash inflows amounting to Rs. 24.05 million for the year ended on that date, as considered in the consolidated financial statements. The internal financial controls with reference to financial statements in so far as it relates to such subsidiary company, have been audited by other auditor whose report has been furnished to us by the management and our report on the adequacy and operating effectiveness of the internal financial controls with reference to financial statements for the Holding Company and its subsidiary company, as aforesaid, under Section 143(3)(i) of the Act in so far as it relates to such subsidiary company is based solely on the report of the auditor of such company.

Internal financial controls with reference to financial statements insofar as it relates to 10 subsidiary companies, which are companies covered under the Act, whose financial statements reflect total assets of Rs. 86,401.45 million and net assets of Rs. 15,399.42 million as at 31 March 2024, total revenues of Rs. 6,138.85 million and net cash outflows amounting to Rs. 2,101.69 million for the year ended on that date, as considered in the consolidated financial statement, have been solely audited by S. Tekriwal & Associates, Chartered Accountants, one of the joint auditors and Walker Chandiook & Co LLP's joint opinion in so far as it relates to the adequacy and operating effectiveness of the internal financial controls with reference to financial statements of aforesaid subsidiaries, under Section 143(3)(i) of the Act is based solely on the audit reports issued by S. Tekriwal & Associates, Chartered Accountants on aforementioned financial statements for the year ended 31 March 2024.

Further, internal financial controls with reference to the financial statements insofar as it relates to 14 subsidiary companies, which are companies covered under the Act, whose financial statements reflects total assets of Rs. 39,561.53 million and net assets of Rs. 7,270.72 million as at 31 March 2024, total revenue of Rs. 6,593.88 million and net cash outflow amounting to Rs. 194.72 million for the year ended on that date, have been audited by Walker Chandiook & Co LLP, Chartered Accountants, one of the joint auditors, jointly with the other auditor, DHANA & Associates, Chartered Accountants and S. Tekriwal & Associates' joint audit opinion in so far as it relates to the adequacy and operating effectiveness of the internal financial controls with reference to financial statements of aforesaid subsidiaries, under Section 143(3)(i) of the Act is based

**Walker Chandiok & Co LLP**

**S.Tekriwal & Associates**

**Annexure B to the Independent Auditor's Report of even date to the members of ACME Solar Holdings Limited (formerly known as ACME Solar Holdings Private Limited), on the consolidated financial statements for the year ended 31 March 2024**

solely on the audit reports issued by Walker Chandiok & Co LLP, Chartered Accountants, jointly with another firm of Chartered Accountants on aforementioned financial statements for the year ended 31 March 2024.

Our opinion is not modified in respect of this matter with respect to our reliance on the work done by and on the reports of the other auditors.

For **Walker Chandiok & Co LLP**  
Chartered Accountants  
Firm's Registration No.: 001076N/N500013

For **S.Tekriwal & Associates**  
Chartered Accountants  
Firm's Registration No.: 009612N

**Anamitra Das**  
Partner  
Membership No.: 062191  
UDIN: 24062191BKDFYX8997

**Shishir Tekriwal**  
Partner  
Membership No.: 088262  
UDIN: 24088262BKASWD5790

**Place:** Dallas, Texas  
**Date:** 22 June 2024

**Place:** New Delhi  
**Date:** 22 June 2024

ACME Solar Holdings Limited (formerly known as ACME Solar Holdings Private Limited)  
CIN - U40106HR2015PLC102129  
Consolidated Balance Sheet as at 31 March 2024

Particulars	Notes	In Rs. million unless otherwise stated	
		As at 31 March 2024	As at 31 March 2023
<b>Assets</b>			
<b>Non current assets</b>			
Property, plant and equipment	3	63,525.28	61,723.93
Investment Property	4	14.02	-
Right-of-use assets	5(a)	4,039.62	4,585.18
Capital work-in-progress	6	28,228.13	21,473.36
Intangible assets	7	0.28	0.30
<b>Financial assets</b>			
Investments	8	-	226.67
Loans	9	1,168.02	-
Other financial assets	10	549.42	1,618.32
Deferred tax assets (net)	11	1,928.50	2,475.51
Non current tax assets (net)	12	315.62	898.05
Other non current assets	13	2,619.85	1,846.82
<b>Total non current assets</b>		<b>1,02,388.74</b>	<b>94,848.14</b>
<b>Current assets</b>			
<b>Financial assets</b>			
Investments	14	1,498.68	-
Trade receivables	15	4,208.85	6,992.97
Cash and cash equivalents	16	3,088.55	5,474.49
Bank balances other than above	17	10,057.16	7,910.09
Loans	18	-	3,439.39
Other financial assets	19	1,586.90	2,154.37
Other current assets	20	10,986.28	1,050.03
		<b>31,426.42</b>	<b>27,021.34</b>
Assets held for sale	53	126.10	0.05
<b>Total current assets</b>		<b>31,552.52</b>	<b>27,021.39</b>
<b>Total assets</b>		<b>1,33,941.26</b>	<b>1,21,869.53</b>
<b>Equity and liabilities</b>			
<b>Equity</b>			
Equity share capital	21	1,044.42	1,044.42
Instrument entirely in the nature of equity	22	6,500.00	6,500.00
Other equity	23	18,368.56	11,461.21
<b>Equity attributable to Shareholders of the Company</b>		<b>25,912.98</b>	<b>19,005.63</b>
Non-controlling interests		-	298.99
<b>Total equity</b>		<b>25,912.98</b>	<b>19,304.62</b>
<b>Liabilities</b>			
<b>Non current liabilities</b>			
<b>Financial liabilities</b>			
Long term borrowings	24	76,964.28	80,992.60
Lease liabilities	5(b)	2,882.00	3,253.29
Other financial liabilities	25	1,035.10	381.06
Provisions	26	65.10	52.89
Deferred tax liabilities (net)	11	2,119.85	1,600.13
Other non current liabilities	27	10,702.16	6,588.91
<b>Total non current liabilities</b>		<b>93,768.49</b>	<b>92,868.88</b>
<b>Current liabilities</b>			
<b>Financial liabilities</b>			
Short term borrowings	28	5,202.35	5,580.89
Lease liabilities	5(b)	305.55	308.73
Trade payables	29	-	-
Total outstanding dues of micro enterprises and small enterprises		66.93	70.38
Total outstanding dues of creditors other than micro enterprises and small enterprises		670.65	550.72
Other financial liabilities	30	6,718.84	2,403.39
Other current liabilities	31	1,030.72	777.04
Provisions	32	5.06	4.75
Current tax liabilities (net)	33	259.69	0.13
<b>Total current liabilities</b>		<b>14,259.79</b>	<b>9,696.03</b>
<b>Total equity and liabilities</b>		<b>1,33,941.26</b>	<b>1,21,869.53</b>
Summary of material accounting policy information	1-60		

See accompanying notes forming part of the consolidated financial statements

As per our report of even date attached

For Walker Chandiok & Co LLP  
Chartered Accountants  
Firm's Registration No.: 001076N/N500013

For S. Tekriwal & Associates  
Chartered Accountants  
Firm Registration No.: 009612N

For and on behalf of the Board of Directors

**Anamitra Das**  
Partner

Membership No. 062191

Place: Dallas, Texas  
Date: 22 June 2024

**Shishir Tekriwal**  
Partner

Membership No. 088262

Place: New Delhi  
Date: 22 June 2024

**Manoj Kumar Upadhyay**  
Chairman and Managing Director

DIN No. 01282332

Place: Gurugram  
Date: 22 June 2024

**Purushottam Kejriwal**  
Chief Financial Officer

Membership No. 061668

Place: Gurugram  
Date: 22 June 2024

**Nikhil Dhingra**  
Whole Time Director and  
Chief Executive Officer

DIN No. 07835556

Place: Paris  
Date: 22 June 2024

**Rajesh Sodhi**  
Company Secretary

Membership No. F3043

Place: Gurugram  
Date: 22 June 2024

ACME Solar Holdings Limited (formerly known as ACME Solar Holdings Private Limited)  
CIN - U40106HR2015PLC102129  
Consolidated Statement of Profit and Loss for the year ended 31 March 2024

In Rs. million unless otherwise stated

Particulars	Notes	For the year ended 31 March 2024	For the year ended 31 March 2023
<b>Revenue</b>			
Revenue from operations	34	13,192.50	12,949.04
Other income	35	1,470.17	664.69
<b>Total revenue</b>		<b>14,662.67</b>	<b>13,613.73</b>
<b>Expenses</b>			
Employee benefits expense	36	589.95	346.44
Finance costs	37	7,672.93	8,090.97
Depreciation and amortisation expense	38	3,081.38	4,848.02
Other expenses	39	1,710.60	876.67
<b>Total expenses</b>		<b>13,054.86</b>	<b>14,162.10</b>
<b>Profit/ (loss) before exceptional items</b>		<b>1,607.81</b>	<b>(548.37)</b>
Exceptional Items	40	7,490.90	394.36
<b>Profit/ (loss) before tax</b>		<b>9,098.71</b>	<b>(154.01)</b>
<b>Tax expense/ (credit)</b>			
Current tax expense	11	1,069.21	55.48
Income tax adjustment relating to earlier year		0.85	1.46
Deferred tax expense/ (credit)		1,046.38	(179.21)
<b>Total tax expense/ (credit)</b>		<b>2,116.44</b>	<b>(122.27)</b>
<b>Profit/ (loss) for the year</b>		<b>6,982.27</b>	<b>(31.74)</b>
<b>Other comprehensive income</b>			
Items that will not be reclassified to profit and loss			
Remeasurements of defined benefit plans		1.80	0.33
Income tax relating to items that will not be reclassified to profit or loss		(0.45)	(0.09)
<b>Other comprehensive income</b>		<b>1.35</b>	<b>0.24</b>
<b>Total comprehensive income/ (expense)</b>		<b>6,983.62</b>	<b>(31.50)</b>
<b>Profit/(loss) attributable to :</b>			
-Owners of ACME Solar Holdings Limited		6,982.27	(31.41)
-Non-controlling interest		-	(0.33)
<b>Other comprehensive income attributable to :</b>			
-Owners of ACME Solar Holdings Limited		1.35	0.24
-Non-controlling interest		-	-
<b>Total comprehensive income/ (expense) attributable to :</b>			
-Owners of ACME Solar Holdings Limited		6,983.62	(31.17)
-Non-controlling interest		-	(0.33)
<b>Earnings/(loss) per equity share attributable to owners of the holding company</b>			
Basic earnings/(loss) per share	44	12.55	(0.06)
Diluted earnings/(loss) per share		12.55	(0.06)

Summary of material accounting policy information 1-60  
See accompanying notes forming part of the consolidated financial statements

As per our report of even date attached

**For Walker Chandio & Co LLP**  
Chartered Accountants  
Firm's Registration No.: 001076N/N500013

**For S. Tekriwal & Associates**  
Chartered Accountants  
Firm Registration No.: 009612N

**For and on behalf of the Board of Directors**

**Anamitra Das**  
Partner  
Membership No. 062191

**Shishir Tekriwal**  
Partner  
Membership No. 088262

**Manoj Kumar Upadhyay**  
Chairman and Managing Director  
DIN No. 01282332

**Purushottam Kejriwal**  
Chief Financial Officer  
Membership No. 061668

Place: Gurugram  
Date: 22 June 2024

Place: Gurugram  
Date: 22 June 2024

Place: Dallas, Texas  
Date: 22 June 2024

Place: New Delhi  
Date: 22 June 2024

**Rajesh Sodhi**  
Company Secretary  
Membership No. F3043

**Nikhil Dhingra**  
Whole Time Director and  
Chief Executive Officer  
DIN No. 07835556

Place: Gurugram  
Date: 22 June 2024

Place: Paris  
Date: 22 June 2024

ACME Solar Holdings Limited (formerly known as ACME Solar Holdings Private Limited)  
CIN - U40106HR2015PLC102129  
Consolidated Statement of Cash Flows for the year ended 31 March 2024

In Rs. million unless otherwise stated

Particulars	For the year ended 31 March 2024	For the year ended 31 March 2023
<b>A CASH FLOWS FROM OPERATING ACTIVITIES</b>		
Profit/ (loss) before tax	9,098.71	(154.01)
<b>Adjustments for:</b>		
Depreciation and amortisation expense	3,081.38	4,848.02
Provision for doubtful debts		
Finance costs	7,672.93	8,090.97
Interest income	(1,208.58)	(536.15)
Amortisation of deferred income	(180.37)	(106.38)
Amortisation of deferred expenses	10.02	10.68
Profit on sale of investments -Subsi Sale	(7,216.29)	(225.67)
Profit on sale of investments - Other investments	-	-
Impairment loss on fair value of asset held for sale	122.28	
Contingent consideration related to investment disposed in earlier years	(274.61)	(168.69)
Insurance claim received	(58.86)	(4.67)
Gain on sale of fixed assets (net)	(4.52)	(0.33)
Excess provisions written back	(0.14)	(9.17)
Net foreign exchange difference	(0.51)	(1.68)
<b>Operating profit before working capital changes</b>	<b>11,041.44</b>	<b>11,742.92</b>
<b>Movement in working capital</b>		
Decrease/ (increase) in trade receivables	2,362.39	2,321.41
Decrease in other current and non-current financial assets	444.30	236.21
Decrease/ (increase) in other current and non-current assets	(10,172.11)	587.85
(Decrease)/ increase in trade payables	117.99	(2,110.00)
(Decrease)/ increase in other current and non-current financial liabilities	5,130.95	(64.85)
Increase in current and non-current provisions	12.52	31.18
Increase in other current and non-current liabilities	5,462.21	437.53
<b>Cash flows generated from operating activities post working capital changes</b>	<b>14,399.69</b>	<b>13,182.25</b>
Income tax paid received (net)	(111.66)	(547.42)
<b>Net cash flows generated from operating activities (A)</b>	<b>14,288.03</b>	<b>12,634.83</b>
<b>B CASH FLOWS FROM INVESTING ACTIVITIES</b>		
Payment made for purchase of property, plant and equipment (including capital work-in-progress, capital creditors and capital advances)	(28,170.77)	(7,687.83)
Payment made for purchase of investment property	(14.02)	-
Sale of purchase of property, plant and equipment	206.20	2.79
Acquisition of non-controlling interest in subsidiary company - compulsorily convertible debenture	(321.19)	(929.68)
Interest received	1,204.80	556.72
Proceeds from sale of subsidiary	12,507.62	-
Proceeds from sale of investment	1,086.26	1,106.29
Proceeds related to investment disposed in earlier years	274.61	-
Payment made for purchase of commercial paper	(1,498.68)	-
Payment made for purchase of OCDs entities	(477.80)	-
	(478.40)	-
Proceeds from contingent consideration related to investment disposed in earlier years	-	168.69
Fixed deposits (made)/ matured during the year	(2,947.75)	(5,536.94)
Loans received from/ (given to) related parties (net)	1,382.41	(1,779.20)
<b>Net cash flows used in investing activities (B)</b>	<b>(17,246.73)</b>	<b>(14,099.16)</b>
<b>C CASH FLOWS FROM FINANCING ACTIVITIES*</b>		
Repayment of non convertible debentures	(1,565.88)	(3,758.49)
Proceeds from long term borrowings	13,246.32	19,262.11
Repayment of long term borrowings	(1,943.59)	(4,239.96)
(Repayment)/ proceeds from short term borrowings (net)	166.66	(1,431.31)
Payment of lease liabilities (including interest paid on lease liabilities Rs. 288.30 million (31 March 2023: Rs. 308.64 Million))	(319.60)	(493.31)
Finance costs paid	(6,681.55)	(7,184.78)
Share issue expenses paid	(54.07)	-
Net (repayment)/ proceeds from issuance of compulsorily convertible debenture	(699.95)	-
<b>Net cash flows from/ (used in) financing activities (C)</b>	<b>2,148.34</b>	<b>2,154.26</b>
Increase in cash and cash equivalents (A+B+C)	(810.36)	689.93
Cash and cash equivalents at the beginning of the year	5,474.49	4,784.56
Cash and cash equivalents transferred on sale of subsidiaries	(1,575.58)	-
Cash and cash equivalents at the end of the year (refer note 13)	3,088.55	5,474.49

\*Refer note 46 for reconciliation of liabilities from financing activities

Summary of material accounting policy information

1-60

See accompanying notes forming part of the consolidated financial statements

As per our report of even date attached

**For Walker Chandio & Co LLP**  
Chartered Accountants  
Firm's Registration No.: 001076N/N500013

**For S. Tekriwal & Associates**  
Chartered Accountants  
Firm Registration No.: 009612N

**For and on behalf of the Board of Directors**

**Anamitra Das**  
Partner  
Membership No. 062191

**Shishir Tekriwal**  
Partner  
Membership No. 088262

**Manoj Kumar Upadhyay**  
Chairman and Managing Director  
DIN No. 01282332

**Purushottam Kejriwal**  
Chief Financial Officer  
Membership No. 061668

Place: Gurugram  
Date: 22 June 2024

Place: Gurugram  
Date: 22 June 2024

Place: Dallas, Texas  
Date: 22 June 2024

Place: New Delhi  
Date: 22 June 2024

**Rajesh Sodhi**  
Company Secretary  
Membership No. F3043

**Nikhil Dhingra**  
Whole Time Director and Chief  
Executive Officer  
DIN No. 07835556

Place: Gurugram  
Date: 22 June 2024

Place: Paris  
Date: 22 June 2024

ACME Solar Holdings Limited (formerly known as ACME Solar Holdings Private Limited)

CIN - U40106HR2015PLC102129

Consolidated Statement of changes in equity for the year ended 31 March 2024

**A Equity share capital**

In Rs. million unless otherwise stated

Particulars	Balance as at 1 April 2022	Issued during the year	Balance as at 31 March 2023	Issued during the year	Balance as at 31 March 2024
Equity share capital	1,044.42	-	1,044.42	-	1,044.42

**B Instrument entirely in the nature of equity**

In Rs. million unless otherwise stated

Particulars	Balance as at 1 April 2022	Issued during the year	Balance as at 31 March 2023	Issued during the year	Balance as at 31 March 2024
Compulsory convertible debentures (CCD)	6,500.00	-	6,500.00	-	6,500.00

**C Other equity and non-controlling interest**

In Rs. million unless otherwise stated

Particulars	Reserves and surplus				Total	Non-controlling interest	Total
	Securities premium	Capital reserve	Debenture redemption reserve	Retained earnings			
<b>Balance as at 1 April 2022</b>	<b>23,019.52</b>	<b>(8,522.19)</b>	<b>477.60</b>	<b>(3,431.72)</b>	<b>11,543.21</b>	<b>1,003.92</b>	<b>12,547.13</b>
(Loss) for the year	-	-	-	(31.41)	(31.41)	(0.33)	(31.74)
Other comprehensive income (net of tax)	-	-	-	0.24	0.24	-	0.24
Transferred from retained earnings	-	-	48.60	(48.60)	-	-	-
Acquisition of non-controlling interest	-	-	-	(50.83)	(50.83)	(704.60)	(755.43)
<b>Balance as at 31 March 2023</b>	<b>23,019.52</b>	<b>(8,522.19)</b>	<b>526.20</b>	<b>(3,562.32)</b>	<b>11,461.21</b>	<b>298.99</b>	<b>11,760.20</b>
Profit for the year	-	-	-	6,982.27	6,982.27	-	6,982.27
Other comprehensive income (net of tax)	-	-	-	1.35	1.35	-	1.35
Transferred from retained earnings	-	-	509.06	(509.06)	-	-	-
Acquisition of non-controlling interest	-	-	-	(22.20)	(22.20)	(298.99)	(321.19)
Share issue expenses	-	-	-	(54.07)	(54.07)	-	(54.07)
<b>Balance as at 31 March 2024</b>	<b>23,019.52</b>	<b>(8,522.19)</b>	<b>1,035.26</b>	<b>2,835.97</b>	<b>18,368.56</b>	<b>-</b>	<b>18,368.56</b>

Summary of material accounting policy information

1-60

See accompanying notes forming part of the consolidated financial statements

As per our report of even date attached

**For Walker Chandio & Co LLP**

Chartered Accountants

Firm's Registration No.: 001076N/N500013

**For S. Tekriwal & Associates**

Chartered Accountants

Firm Registration No.: 009612N

**For and on behalf of the Board of Directors**

**Anamitra Das**

Partner

Membership No. 062191

**Shishir Tekriwal**

Partner

Membership No. 088262

**Manoj Kumar Upadhyay**

Chairman and Managing Director

DIN No. 01282332

**Purushottam Kejriwal**

Chief Financial Officer

Membership No. 061668

Place: Gurugram

Date: 22 June 2024

Place: Gurugram

Date: 22 June 2024

Place: Dallas, Texas

Date: 22 June 2024

Place: New Delhi

Date: 22 June 2024

**Rajesh Sodhi**

Company Secretary

Membership No. F3043

Place: Gurugram

Date: 22 June 2024

**Nikhil Dhingra**

Whole Time Director and Chief Executive Officer

DIN No. 07835556

Place: Paris

Date: 22 June 2024

1. Corporate information

ACME Solar Holdings Limited, earlier known as 'ACME Solar Holdings Private Limited' (the Holding Company) was incorporated on 3 June 2015 under the Companies Act, 2013. The Holding Company is domiciled in India with its registered office situated at Plot 152, Sector 44, Gurugram, Haryana – 122002, India. The Holding Company is held by ACME Cleantech Solutions Private Limited and the Ultimate Holding Company is MKU Holdings Private Limited. The Holding Company and together with its subsidiaries (called "The Group") are engaged in the business of establishing, commissioning, setting up, operating and maintaining power generation using solar, fossil and alternate source of energy and act as owners, manufacturers, engineers, procurers, buyers, sellers, distributors, dealers and contractors for setting up of power plant using glass bases mirrors, photo voltaic, boilers, turbines and/or other equipments for generating, distribution and supplying of electricity and other products using solar, fossil and alternate source of energy under conditions of direct ownership or through its affiliates, associates or subsidiaries. With effect from 22 June 2024, the Holding Company was converted from Private Limited to Public Limited.

The consolidated financial statements have been authorised for issue by the Board of Directors on 22 June 2024.

The Group owns and operates various solar energy projects with installed capacity of 1,340 MW (31 March 2023 : 1,459 MW) in various states. These projects are intended to sell the power generated, under long term power purchase agreements with state electricity boards. The Group is developing and constructing various solar energy projects with capacity of 1,650 MW (31 March 2023 : 3,150 MW) in various states.

Subsidiaries comprise operational and under construction solar energy plants as at 31 March 2024 are as follows:

Name of the Company	Plant nature	Plant location	Capacity (In MW)	Proportion of ownership interests held by the Group as at	
				31 March 2024	31 March 2023
ACME Rewa Solar Energy Private Limited	Operational	Rajasthan	100.00	100%	100%
ACME Jodhpur Solar power Private Limited	Operational	Rajasthan	100.00	100%	100%
Aarohi Solar Private Limited	Operational	Andhra Pradesh	50.00	100%	100%
Niranjana Solar Energy Private Limited	Operational	Andhra Pradesh	20.00	100%	100%
Dayanidhi Solar Power Private Limited	Operational	Andhra Pradesh	40.00	100%	100%
ACME Jaisalmer Solar Power Private Limited	Operational	Andhra Pradesh	20.00	100%	100%
Vishwatma Solar Energy Private Limited	Operational	Andhra Pradesh	30.00	100%	100%
ACME Vijayapura Solar Energy Private Limited (Operational upto 03 January 2024)	Divested	Karnataka	40.00	-	100%
ACME Koppal Solar Energy Private Limited (Operational upto 03 January 2024)	Divested	Karnataka	40.00	-	100%
ACME Kaithali Solar Power Private Limited (Operational upto 03 January 2024)	Divested	Karnataka	40.00	-	100%
ACME Babadham Solar Power Private Limited (Operational upto 03 January 2024)	Divested	Karnataka	40.00	-	100%
ACME Kittur Solar Energy Private Limited (Operational upto 24 January 2024)	Divested	Karnataka	15.00	-	100%
Acme Sidlaghatta Solar Energy Private Limited	Operational	Karnataka	20.00	100%	100%
ACME Gulegadudda Solar Energy Private Limited (Operational upto 24 January 2024)	Divested	Karnataka	15.00	-	100%
ACME Hukkeri Solar Energy Private Limited (Operational upto 24 January 2024)	Divested	Karnataka	15.00	-	100%
ACME Kudligi Solar Energy Private Limited (Operational upto 24 January 2024)	Divested	Karnataka	20.00	-	100%
ACME Sandur Solar Energy Private Limited (Operational upto 24 January 2024)	Divested	Karnataka	20.00	-	100%
Devishi Renewable Energy Private Limited (Operational upto 03 January 2024)	Divested	Uttarakhand	12.50	-	100%
Devishi Solar Power Private Limited (Operational upto 03 January 2024)	Divested	Uttarakhand	12.50	-	100%
Eminent Solar Power Private Limited (Operational upto 03 January 2024)	Divested	Uttarakhand	12.50	-	100%
Sunworld Energy Private Limited (Operational upto 03 January 2024)	Divested	Uttarakhand	12.50	-	100%
ACME Mahbubnagar Solar Energy Private Limited	Operational	Telangana	30.00	100%	100%
ACME Yamunanagar Solar Power Private Limited	Operational	Telangana	20.00	100%	100%
ACME Solar Power Technology Private Limited	Operational	Telangana	50.00	100%	100%
ACME PV Powertech Private Limited	Operational	Telangana	50.00	100%	100%
Dayakara Solar Power Private Limited	Operational	Telangana	30.00	100%	100%
Grahati Solar energy Private Limited	Operational	Telangana	50.00	100%	100%
ACME Odisha Solar Power Private Limited	Operational	Odisha	25.00	100%	100%
ACME Raipur Solar Power Private Limited	Operational	Chattisgarh	30.00	100%	100%
ACME Solar Energy (Madhya Pradesh) Private Limited	Operational	MP	25.00	100%	100%
ACME Solar Technologies (Gujarat) Private Limited	Operational	Gujarat	15.00	100%	100%
ACME Magadh Solar Power Private Limited	Operational	Bihar	10.00	100%	100%
ACME Nalanda Solar Power Private Limited	Operational	Bihar	15.00	100%	100%
Nirosha Power Private Limited	Operational	UP	30.00	100%	100%
ACME Solar Rooftop Systems Private Limited	Operational	Punjab	30.00	100%	100%
Mihit Solar Power Private Limited (Operational upto 03 January 2024)	Divested	Punjab	74.00	-	100%
ACME Heergarh Powertech Private Limited	Operational	Rajasthan	300.00	100%	100%
ACME Aklera Power Technology Private Limited	Operational	Rajasthan	250.00	100%	100%
ACME Raisar Solar Energy Private Limited	Under-construction	Rajasthan	300.00	100%	100%
ACME Deoghar Solar Power Private Limited	Under-construction	Rajasthan	300.00	100%	100%
ACME Dhaulpur Powertech Private Limited	Under-construction	Rajasthan	300.00	100%	100%
ACME Phalodi Solar Energy Private Limited	Under-construction	Rajasthan	300.00	100%	100%
ACME Solar Energy Private Limited	Investment Company	Investment Company	-	100%	100%
Vittanath Power Private Limited (Divested on 03 January 2024)	Divested	-	-	-	100%
ACME Urja One Private Limited (formerly known as ACME Barmer Solar Private Limited)** (Divested on 17 May 2023)	Divested	Andhra Pradesh	380.00	-	100%
ACME Surya Modules Private Limited	Newly Incorporated	Solar park (proposed)	-	100%	100%
ACME Eco Clean Energy Private Limited^	Under-construction	Gujarat	100.00	100%	100%
ACME Sun Power Private Limited (Divested on 18 September 2023)	Divested	-	320.00	-	100%
ACME Pokhran Solar Private Limited	Under-construction	Gujarat	50.00	100%	100%
ACME Sikar Solar Private Limited	Under-construction	Rajasthan	300.00	100%	100%
ACME Renewable Solutions Private Limited	Newly Incorporated	Solar park (proposed)	-	100%	100%
ACME Urja Two Private Limited (formerly known as ACME Pushkar Solar Private Limited) (Divested on 27 July 2023)	Divested	-	-	-	100%
ACME Solartech Private Limited (Divested on 18 September 2023)	Divested	-	300.00	-	100%
ACME Surya Energy Private Limited (Divested on 18 September 2023)	Divested	-	-	-	100%
ACME Renewable Resources Private Limited	Newly Incorporated	-	-	100%	100%
Acme Surya Power Pvt Ltd (Divested on 18 September 2023)	Divested	-	250.00	-	100%
Acme Urja Private Limited	Newly Incorporated	-	-	100%	100%
ACME Venus Urja Private Limited***	Newly Incorporated	-	-	100%	-

\*\*During the current year, on 17 May 2023, the Holding Company has sold equity shares of ACME Urja One Private Limited (formerly known as ACME Barmer Solar Private Limited) to ACME Cleantech Solutions Private Limited.

^ On 19 April 2023, the Company has sold ACME ECO Clean Energy Private Limited to ACME Pokhran Solar Private Limited.

\*\*\*On 30 March 2024, the Company has acquired 10,000 equity shares of face value Rs. 10 each at par of ACME Venus Urja Private Limited.

**2. Material accounting policy information**

**a) Basis of preparation**

The consolidated financial statements have been prepared in accordance with Indian Accounting Standards (Ind AS) notified under Section 133 read with Companies (Indian Accounting Standards) (Amendment) Rules, 2016 and the relevant provisions of the Act. Accounting policies have been consistently applied except where a newly issued accounting standard is initially adopted or a revision to an existing accounting standard requires a change in the accounting policy hitherto in use. Refer 1 (ii) above for certain amendments to the standards which have become effective for annual periods beginning on or after 1 April 2023.

The consolidated financial statements are presented in INR and all values are rounded to the nearest million with two decimals except where otherwise indicated.

**Historical cost convention**

The consolidated financial statements have been prepared on a historical cost convention on a going concern basis except for certain financial assets and financial liabilities which are measured at fair value.

**b) Basis of consolidation**

The Group's Consolidated financial statements comprise the financial statements of Holding Company and all of its subsidiaries as at 31 March 2024. The financial statements of the entities used for the purpose of consolidation are drawn up to same reporting date as that of the Holding Company. Subsidiaries are all entities over which, Holding Company exercises control. Holding Company exercises control only if it has the following:

- (i) power over the entity
- (ii) exposure, or rights, to variable returns from its involvement with the entity; and
- (iii) the ability to use its power over the entity to affect the amount of its returns.

The Holding Company or any of its subsidiaries, whether it controls an entity, if facts and circumstances indicate that there are changes to one or more of the three elements of control.

The difference between the cost of investment in subsidiaries (investee company) to the Group and the proportionate share in the equity of the investee Company as at the date of acquisition of stake is recognised in the Consolidated Financial Statements as Goodwill or Capital Reserve, as the case may be. Goodwill arising on consolidation is tested for impairment at the Balance Sheet date. Non-controlling interests which represent part of the net profit or loss and net assets of subsidiaries that are not, directly or indirectly, owned or controlled by the Group, are excluded.

The financial statements of the companies under the Group are consolidated on a line-by-line basis and intra-group balances and transactions including unrealised gain / loss from such transactions are eliminated upon consolidation.

These financial statements are prepared by applying uniform accounting policies in use at the Group level.

The Consolidation of the financial statements of subsidiaries begins on the date control is established.

Subsidiaries are fully consolidated from the date on which control is transferred to the Group, and they are de-consolidated from the date that control ceases. Non-controlling interests is the equity in a subsidiary not attributable to a parent and presented separately from the parent's equity. Non-controlling interests consist of the amount at the date of the business combination and its share of changes in equity since that date. Profit or loss and other comprehensive income are attributed to the controlling and non-controlling interests in proportion to their ownership interests, even if this results in the non-controlling interests having a deficit balance. However, in case where there are binding contractual arrangements that determine the attribution of the earnings, the attribution specified by such arrangement is considered.

**c) Use of estimates**

The preparation of consolidated financial statement in conformity with Ind AS requires the management to make judgments, estimates and assumptions that affect the reported amounts of revenues, expenses, assets and liabilities and the disclosure of contingent liabilities, at the end of the reporting period. Although these estimates are based on the management's best knowledge of current events and actions, uncertainty about these assumptions and estimates could result in the outcomes requiring a material adjustment to the carrying amounts of assets or liabilities in future periods.

**d) Business combinations**

Business combinations are accounted for using the acquisition method. The acquisition method involves the recognition of the acquiree's identifiable assets and liabilities, including contingent liabilities, regardless of whether they were recorded in the financial statements prior to acquisition. On initial recognition, the assets and liabilities of the acquired subsidiary are included in the consolidated balance sheet at their fair values, which are also used as the bases for subsequent measurement in accordance with the Group's accounting policies. Goodwill is stated after separating out identifiable intangible assets. Goodwill represents the excess of acquisition cost over the fair value of the Group's share of the identifiable net assets of the acquiree at the date of acquisition. Any excess of identifiable net assets over acquisition cost is recognised in the other comprehensive income on the acquisition date and accumulated in equity as capital reserve. Acquisition related costs are accounted for as expenses in the period in which they are incurred and the services are received.

Business combination in which all of the combining entities or businesses are ultimately controlled by the same party or parties, both before and after the business combination, and where that control is not transitory, is referred to as business combinations of entities under common control. The accounting policy of the Group is to account for the assets and liabilities of acquired entities at their book values in its consolidated financial statements. The book value of the assets and liabilities of an acquired entity is the book value as reflected in the standalone financial statements. The excess of the fair value of the consideration paid (in cash and in kind) over the acquirer's proportionate share of the net asset value acquired is adjusted in other equity. The consolidated financial statements and financial information presented for comparative year are since the date of existence of common control.

As per Ind AS 103, common control business transaction include transactions, such as transfer of subsidiaries, between entities within the Group and the business combination under common control is being accounted for using pooling of interest method.

The following accounting has been followed:

- (i) The assets and liabilities of the combining entities are reflected at their carrying amounts.
- (ii) No adjustments are made to reflect fair values, or recognise any new assets or liabilities. The only adjustments that are made are to harmonise accounting policies.
- (iii) The financial information in the financial statements in respect of prior periods has been as if the business combination had occurred from the beginning of the preceding period in the financial statements, irrespective of the actual date of the combination.
- (iv) The balance of the retained earnings appearing in the financial statements of the transferor is aggregated with the corresponding balance appearing in the financial statement of the transferee.
- (v) The identity of the reserves shall be preserved and shall appear in the financial statements of the transferee in the same form in which they appeared in the financial statements of the transferor.

**e) Revenue from contracts with customers**

Revenue from contracts with customers is recognised when control of the goods or services are transferred to the customer at an amount that reflects the consideration to which the Group expects to be entitled in exchange for those goods or services. Revenue excludes taxes collected on behalf of government.

**(e.1) Sale of power**

- i) Revenue from supply of power is recognised net of any cash rebates and consumption, when the power is supplied and units of electricity are delivered as it best depicts the value of the customer and complete satisfaction of performance obligation. Revenue from sale of power is recognized when persuasive evidence of an arrangement exists, the fee is fixed or determinable, solar energy kilowatts are supplied and collectability is reasonably assured. Revenue is based on the solar energy kilowatts actually supplied to customers multiplied by the rate per kilo-watt hour agreed to in the respective power purchase agreement (PPAs). The solar energy kilowatts supplied by the Group are validated by the customer prior to billing and recognition of revenue.
- ii) Where Power Purchase Agreement's (PPAs) include scheduled rate changes, revenue is recognized at lower of the amount billed or by applying the average rate to the energy output estimated over the term of the PPA. The determination of the lesser amount is undertaken annually based on the cumulative amount that would have been recognized had each method been consistently applied from the beginning of the contract term. The Group estimates the total kilowatt hour units expected to be generated over the entire term of the PPA. The contractual rates are applied to this annual estimate to determine the total estimated revenue over the term of the PPA. The Group then uses the total estimated revenue and the total estimated kilo-watt hours to compute the average rate used to record revenue on the actual energy output supplied. The difference between actual billing and revenue recognised is recorded as unearned revenue.

**(e.2) Rendering of services**

The Group generates revenue from rendering of services including engineering, procurement and construction services, operation and maintenance and management services.

**i) Engineering, procurement and construction contract**

Construction revenue and costs are recognised by reference to the stage of completion of the construction activity at the balance sheet date, as measured by the proportion that contract costs incurred for work performed to date bear to the estimated total contract costs. Where the outcome of the construction cannot be estimated reliably, revenue is recognised to the extent of the construction costs incurred if it is probable that they will be recoverable. When the outcome of the contract is ascertained reliably, contract revenue is recognised at cost of work performed on the contract plus proportionate margin, using the percentage of completion method i.e. over the period of time. The estimated outcome of a contract is considered reliable when all the following conditions are satisfied:

- i. The amount of revenue can be measured reliably.
- ii. It is probable that the economic benefits associated with the contract will flow to the Group.
- iii. The stage of completion of the contract at the end of the reporting period can be measured reliably.
- iv. The costs incurred or to be incurred in respect of the contract can be measured reliably Provision is made for all losses incurred to the balance sheet date. Variations in contract work, claims and incentive payments are recognised to the extent that it is probable that they will result in revenue and they are capable of being reliably measured. Expected loss, if any, on a contract is recognised as expense in the period in which it is foreseen, irrespective of the stage of completion of the contract. For contracts where progress billing exceeds the aggregate of contract costs incurred to-date and recognised profits (or recognised losses, as the case may be), the surplus is shown as the amount due to customers. Amount received before the related work is performed are disclosed in the financial statement as a liability towards advance received. Amounts billed for work performed but yet to be paid by the customers are disclosed in the financial statement as trade receivables. Work performed but yet not billed to the customer are disclosed as unbilled revenue.

**ii) Management services**

Consideration received for management services is recognised as revenue in the year when the service is performed by reference to the stage of completion at the reporting date, when outcome can be assessed reliably. A contract's stage of completion is assessed by management by comparing the work completed with the scope of work.

**(e.3) Interest income**

Interest income is recorded using the effective interest rate (EIR). EIR is the rate that exactly discounts the estimated future cash payments or receipts over the expected life of the financial instrument or a shorter period, where appropriate, to the gross carrying amount of the financial asset or to the amortized cost of the financial liability. When calculating the effective interest rate, the Group estimates the expected cash flows by considering all the contractual terms of the financial instrument but does not consider the expected credit losses. Interest income is included in other income in the Statement of Profit and Loss.

**(e.4) Claims**

Claims i.e. late payment interest recoverable from customer, insurance claim and liquidated damages, are recognised on acceptance or actual receipt of the claim, whichever is earlier, considering the certainty as to measurement or ultimate collectability of revenue.

**(f) Borrowing costs**

Borrowing costs directly attributable to the acquisitions, construction or production of a qualifying asset are capitalised during the period of time that is necessary to complete and prepare the asset for its intended use or sale. Other borrowing costs are expensed in the period in which they are incurred and reported in finance costs.



**(g) Property, plant and equipment**

Property, plant and equipment's are carried at cost less accumulated depreciation. The cost of items of the property, plant and equipment comprises its purchase price net of any trade discount and rebate, any import duties and other taxes (other than those subsequently recoverable from tax authorities), any directly attributable expenditure on making the asset ready for its intended use, other incidental expenses and interest on borrowings attributable to acquisition of qualifying property, plant and equipments upto the date the asset is ready for its intended use.

Whenever significant parts of the property, plant and equipment are required to be replaced at intervals, the Group depreciates them separately based on their specific useful lives. All other repair and maintenance costs are recognised in statement of profit and loss as incurred.

Depreciation on plant and equipments is calculated on a straight line basis over the estimated useful lives of the assets as follows:

Category	Life (in years)
Plant and equipment (Solar Power projects till 31st March 2023)*	25
Plant and equipment (Solar Power projects from 1st April 2023)*	30

\*Based on and technical assessment, the management believes that the useful lives as given above and residual value of 5%, best represents the period over which management expects to use its assets and its residual value. The useful life of plant and equipment is different from the useful life as prescribed under Part C of Schedule II of Companies Act, 2013.

The estimated useful lives and depreciation method are reviewed at the end of each reporting period, with the effect of any changes in estimate accounted for on a prospective basis.

An item of property, plant and equipment and any significant part initially recognized is derecognized upon disposal or when no future economic benefits are expected from its use or disposal. Any gain or loss arising on derecognition of the asset (calculated as the difference between the net disposal proceeds and the carrying amount of the asset) is included in the income statement when the asset is derecognized. The residual values, useful lives and methods of depreciation of property, plant and equipment are reviewed at each financial year end and adjusted prospectively, if appropriate.

**(h) Intangible assets**

Intangible assets acquired separately are measured on initial recognition at cost. Following initial recognition, intangible assets are carried at cost less any accumulated amortisation and accumulated impairment losses. Group amortises intangible assets using straightline method over a period of 25 years for customers contracts.

**(i) Leased assets and right of use**

The Group assesses at contract inception whether a contract is, or contains, a lease. A lease is defined as 'a contract, or part of a contract, that conveys the right to use an asset (the underlying asset) for a period of time in exchange for consideration'.

To apply this definition, the Group assesses whether the contract meets three key evaluations which are whether:

- the contract contains an identified asset, which is either explicitly identified in the contract or implicitly specified by being identified at the time the asset is made available to the Group
- the Group has the right to obtain substantially all of the economic benefits from use of the identified asset throughout the period of use, considering its rights within the defined scope of the contract
- the Group has the right to direct the use of the identified asset throughout the period of use. The Group assess whether it has the right to direct 'how and for what purpose' the asset is used throughout the period of use.

At lease commencement date, the Group recognizes a right-of-use asset and a lease liability on the balance sheet. The right-of-use asset is measured at cost, which is made up of the initial measurement of the lease liability, any initial direct costs incurred by the Group, an estimate of any costs to dismantle and remove the asset at the end of the lease, and any lease payments made in advance of the lease commencement date (net of any incentives received).

The Group depreciates the right-of-use assets on a straight-line basis from the lease commencement date to the earlier of the end of the useful life of the underlying asset or the end of the lease term. The Group also assesses the right-of-use asset for impairment when such indicators exist.

At the commencement date, the Group measures the lease liability at the present value of the lease payments unpaid at that date, discounted using the interest rate implicit in the lease if that rate is readily available or the Group's incremental borrowing rate.

Lease payments included in the measurement of the lease liability are made up of fixed payments (including in substance fixed), variable payments based on an index or rate, amounts expected to be payable under a residual value guarantee and payments arising from options reasonably certain to be exercised.

Subsequent to initial measurement, the liability will be reduced for payments made and increased for interest. It is remeasured to reflect any reassessment or modification, or if there are changes in in-substance fixed payments.

When the lease liability is remeasured, the corresponding adjustment is reflected in the right-of-use asset, or profit and loss if the right-of-use asset is already reduced to zero or the adjustment relates to reduction in scope of the leases.

The Group has presented the right-of-use assets and lease liabilities on the face of statement of financial position.

**(j) Impairment of non-financial assets**

For impairment assessment purposes, assets are grouped at the lowest levels for which there are largely independent cash inflows (cash-generating units). As a result, some assets are tested individually for impairment and some are tested at cash-generating unit level. All individual assets or cash-generating units are tested for impairment whenever events or changes in circumstances indicate that the carrying amount may not be recoverable.

An impairment loss is recognised for the amount by which the asset's (or cash-generating unit's) carrying amount exceeds its recoverable amount, which is the higher of fair value less costs of disposal and value-in-use. To determine the value-in-use, management estimates expected future cash flows from each cash-generating unit and determines a suitable discount rate in order to calculate the present value of those cash flows. The date used for impairment testing procedures are directly linked to the Group's latest approved budget, adjusted as necessary to exclude the effects of future reorganisations and asset enhancements. Discount factors are determined individually for each cash-generating unit and reflect current market assessments of the time value of money and asset-specific risk factors.

Impairment losses are charged in the statement of profit or loss. Further, impairment loss is reversed if the asset's or cash-generating unit's recoverable amount exceeds its carrying amount. The reversal is limited so that the carrying of the asset does not exceed its recoverable amount, nor exceed the carrying amount that would have been determined, net of depreciation, had no impairment loss been recognised for the asset in prior years. Such reversal is recognised in the Statement of Profit and Loss unless the asset is carried at a revalued amount, in which case, the reversal is treated as an increase in revaluation.

**(k) Government grants**

Government grants are not recognised until there is reasonable assurance that the Group will comply with the conditions attaching to them and that the grant will be received.

Government grants relating to income are determined and recognised in the statement of profit and loss over the period necessary to match them with the cost that they are intended to compensate, on a systematic basis and presented within other income.

Government grants relating to the assets are presented as deferred income and such income are recognised in the statement of profit and loss over the period on a systematic basis within other income.

**(l) Financial instruments**

**Recognition, initial measurement and derecognition**

Financial assets and financial liabilities are recognised when the Group becomes a party to the contractual provisions of the financial instrument and, except for trade receivables which do not contain a significant financing component, these are measured initially

- a) fair value, in case of financial instruments subsequently carried at fair value through profit or loss (FVTPL);
- b) fair value adjusted for transaction costs, in case of all other financial instruments.

Trade receivables that do not contain a significant financing component or for which the Group has applied the practical expedient are measured at the transaction price determined under Ind AS 115. Refer to the accounting policies in section 2.05 Revenue from contracts with customers.

Financial assets are derecognised when the contractual rights to the cash flows from the financial asset expire, or when the financial asset and substantially all the risks and rewards are transferred. A financial liability is derecognised when the underlying obligation specified in the contract is discharged, cancelled or expires.

**Classification and subsequent measurement of financial assets**

Different criteria to determine impairment are applied for each category of financial assets, which are described below.

For purposes of subsequent measurement, financial assets are classified in three categories:

- Financial assets at amortised cost
- Financial assets at fair value through other comprehensive income (FVOCI)
- Financial assets, derivatives and equity instruments at FVTPL

**(1) Financial assets at amortised cost**

A 'Financial assets' is measured at the amortised cost if both the following conditions are met:

- (a) The asset is held within a business model whose objective is to hold assets for collecting contractual cash flows, and
- (b) Contractual terms of the asset give rise on specified dates to cash flows that are solely payments of principal and interest (SPPI) on the principal amount outstanding.

After initial measurement, such financial assets are subsequently measured at amortised cost using the effective interest rate (EIR) method. Amortised cost is calculated by taking into account any discount or premium on acquisition and fees or costs that are an integral part of the EIR. The EIR amortisation is included in finance income in the profit or loss. The losses arising from impairment are recognised in the profit or loss. Amortised cost is calculated by taking into account any discount or premium on acquisition and fees or costs that are an integral part of the EIR.

**Impairment of financial assets**

In accordance with Ind-AS 109, the Group applies expected credit loss (ECL) model for measurement and recognition of impairment loss for financial assets carried at amortised cost.

ECL is the difference between all contractual cash flows that are due to the Group in accordance with the contract and all the cash flows that the Group expects to receive. When estimating the cash flows, the Group is required to consider :

- All contractual terms of the financial assets (including prepayment and extension) over the expected life of the assets.

Cash flows from the sale of collateral held or other credit enhancements that are integral to the contractual terms.

**Trade receivables**

The Group applies simplified approach permitted by Ind AS 109 Financial Instruments, which requires expected lifetime losses to be recognised from initial recognition of receivables.

**Other financial assets**

For recognition of impairment loss on other financial assets and risk exposure, the Group determines whether there has been a significant increase in the credit risk since initial recognition and if credit risk has increased significantly, life time impairment loss is provided otherwise provides for 12 month expected credit losses.

**(2) Financial assets at fair value through other comprehensive income (FVOCI)**

Financial assets that meet the following conditions are measured initially as well as at the end of each reporting date at fair value, recognised in other comprehensive income (OCI).

- a) The objective of the business model is achieved both by collecting contractual cash flows and selling the financial assets, and
- b) The contractual terms of the asset give rise on specified dates to cash flows that represent solely payment of principal and interest.

**(3) Financial assets, derivatives and equity instruments at FVTPL**

Financial assets that do not meet the amortised cost criteria or FVTOCI criteria are measured at FVTPL. Financial assets at FVTPL are measured at fair value at the end of each reporting period, with any gains or losses arising on remeasurement recognised in profit or loss. The net gain or loss recognised in profit or loss incorporates any dividend or interest earned on the financial asset.

**(4) Classification and subsequent measurement of financial liabilities**

The Group's financial liabilities includes borrowings, trade payable and other payables and derivative instruments.

Financial liabilities are measured subsequently at amortised cost using the effective interest method except for derivatives and financial liabilities designated at FVTPL, which are carried subsequently at fair value with gains or losses recognised in profit or loss.

**Offsetting of financial assets and financial liabilities**

Financial assets and financial liabilities are offset and the net amount is reported in the balance sheet if there is a currently enforceable legal right to offset the recognised amounts and there is an intention to settle on a net basis, to realise the assets and settle the liabilities simultaneously.

**Derivative financial instruments**

The Group uses derivative financial instruments, such as forward currency contracts and interest rate swaps to hedge its foreign currency and interest rate risks. Such derivative financial instruments are initially recognised at fair value on the date on which a derivative contract is entered into and are subsequently remeasured at fair value. Derivatives are carried as financial assets when the fair value is positive and as financial liabilities when the fair value is negative. Any gains or losses from changes in the fair value of derivatives are taken directly to statement of profit and loss.

**Compound financial instruments**

ACME Solar Holdings Limited (formerly known as ACME Solar Holdings Private Limited)  
CIN - U40106HR2015PLC102129  
Notes to Consolidated Financial Statements for the year ended 31 March 2024

Compound financial instruments are separated into liability and equity components based on the terms of contract. On the issuance of compound financial instruments, the fair value of liability component is determined using a market rate for an equivalent instrument. This amount is classified as a financial liability measured at amortised cost (net of transaction costs) until it is extinguished on conversion or redemption. The equity component is classified under other equity.

*(This space has been intentionally left blank)*

(m) **Income taxes**

Tax expense comprises current and deferred tax. Tax expense is recognised in profit or loss except to the extent that it relates to items recognised directly in equity or other comprehensive income, in which case it is recognised in equity or in other comprehensive

**Current tax**

Current tax comprises the expected tax payable on the taxable income for the year. The amount of current tax payable is the best estimate of the tax amount expected to be paid that reflects uncertainty related to income taxes, if any. It is measured using tax rates enacted or substantively enacted at the reporting date. Current tax assets and liabilities are offset only if certain criteria is met. Current Income tax related to items recognised in other comprehensive income or directly in equity is recognised in other comprehensive income or in equity as the case may be.

**Deferred tax**

Deferred tax is recognised in respect of temporary differences between the carrying amounts of assets and liabilities for financial reporting purposes and tax base i.e. amounts used for taxation purposes.

A deferred tax asset is recognised for unused tax losses, unabsorbed depreciation, deductible temporary differences, to the extent that it is probable that future taxable profits will be available against which they can be utilized. Deferred tax assets are reviewed at each reporting date and are reduced to the extent that it is no longer probable that the related tax benefit will be realised. A deferred tax liability is recognised in respect of taxable temporary differences.

Deferred tax is measured at the tax rates that are expected to be applied to temporary differences when they reverse, based on the laws that have been enacted or substantively enacted by the reporting date. Deferred tax assets and liabilities are offset if there is a legally enforceable right to offset current tax liabilities and assets and they relate to income taxes levied by the same tax authority on the same taxable entity or on different tax entities, but they intend to settle current tax liabilities and assets on a net basis or their tax assets and liabilities will be realized simultaneously.

Deferred tax relating to items recognised outside the statement of profit and loss is recognised outside the statement of profit and loss either in comprehensive income or in equity. Deferred tax items are recognised in correlation to the underlying transaction either in OCI or directly in equity.

The Group recognises MAT credit available as deferred tax asset only to the extent that there is reasonable evidence that the Group will pay normal income tax during the specified period, i.e., the period for which MAT credit is allowed to be carried forward.

The deferred tax in respect of timing differences which reverse during the tax holiday period is not recognised to the extent the enterprise's gross total income is subject to the deduction during the tax holiday period as per the requirements of sections 80-IA of the Income-tax Act, 1961.

(n) **Cash and cash equivalents**

Cash and cash equivalents comprise cash on hand and demand deposits, together with other short-term, highly liquid investments maturing within 3 months from the date of acquisition. Cash and cash equivalent are readily convertible into known amounts of cash and are subject to an insignificant risk of changes in value.

(o) **Provisions, contingent assets and contingent liabilities**

Provisions are recognized only when there is a present obligation, as a result of past events, and measured at the estimated expenditure required to settle the present obligation, based on the most reliable evidence available at the reporting date, including the risks and uncertainties associated with the present obligations as a whole. Provisions are discounted to their present values, where the time value of money is material. When discounting is used, the increase in the provision due to the passage of time is recognized as a finance cost. The expense relating to any provision is presented in the Statement of Profit and Loss net of any reimbursement.

Any reimbursement that the Group is virtually certain to collect from a third party with respect to the obligation is recognised as a separate asset. However, this asset may not exceed the amount of the related provision.

No liability is recognised if an outflow of economic resources as a result of present obligations is not probable. Such situations are disclosed as contingent liabilities unless the outflow of resource is remote.

Contingent liabilities are disclosed by way of note unless the possibility of outflow is remote. Contingent assets are neither recognized nor disclosed. However, when realization of income is virtually certain, related asset is recognized.

(p) **Employee benefits**

**Short-term employee benefits**

Liabilities for wages and salaries, including nonmonetary benefits that are expected to be settled wholly within 12 months after the end of the period in which the employees render the related service are classified as short-term employee benefits. These benefits include salaries and wages, short-term bonus, pension, incentives etc. These are measured at the amounts expected to be paid when the liabilities are settled. The liabilities are presented as current employee benefit obligations in the balance sheet.

**Post-employment benefits plans**

The Group provides post-employment benefits through various defined contribution and defined benefit plans.

**Defined contribution plans**

The Group pays fixed contribution into independent entities in relation to several state plans and insurances for individual employees. The Group has no legal or constructive obligations to pay contributions in addition to its fixed contributions, which are recognised as an expense in the period that related employee services are received.

**Defined benefit plans**

Under the Group's defined benefit plans, the amount of pension benefit that an employee will receive on retirement is defined by reference to the employee's length of service and final salary. The legal obligation for any benefits remains with the Group, even if plan assets for funding the defined benefit plan have been set aside. Plan assets may include assets specifically designated to a long-term benefit fund as well as qualifying insurance policies.

The liability recognised in the balance sheet for defined benefit plans is the present value of the defined benefit obligation (DBO) at the reporting date less the fair value of plan assets.

Management estimates the DBO annually with the assistance of independent actuaries. Actuarial gains/losses resulting from re-measurements of the liability/asset are included in other comprehensive income.

Service cost of the Group's defined benefit plan is included in employee benefits expense. Employee contributions, all of which are independent of the number of years of service, are treated as a reduction of service cost. Net interest expense on the net defined benefit liability is included in profit and loss. Gains and losses resulting from re-measurements of the net defined benefit liability are included in other comprehensive income.

Accumulated leave, which is expected to be utilized within the next 12 months, is treated as short-term employee benefit. The group measures the expected cost of such absences as the additional amount that it expects to pay as a result of the unused entitlement that has accumulated at the reporting date. The group recognizes expected cost of short-term employee benefit as an expense, when an employee renders the related service.

The group treats accumulated leave expected to be carried forward beyond twelve months, as long-term employee benefit for measurement purposes. Such long-term compensated absences are provided for based on the actuarial valuation using the projected unit credit method at the reporting date. Actuarial gains/losses are immediately taken to the statement of profit and loss and are not deferred. The obligations are presented as current liabilities in the balance sheet if the entity does not have an unconditional right to defer the settlement for at least twelve months after the reporting date.

(q) **Investment Properties**

Investment properties are measured initially at cost, including transaction costs. Subsequent to initial recognition, investment properties are stated at cost less accumulated depreciation and accumulated impairment loss, if any.

The cost includes the cost of replacing parts and borrowing costs for long-term construction projects if the recognition criteria are met. When significant parts of the investment properties are required to be replaced at intervals, the Group depreciates them separately based on their specific useful lives. All other repair and maintenance costs are recognised in profit or loss as incurred.

Investment properties are derecognised either when they have been disposed of or when they are permanently withdrawn from use and no future economic benefit is expected from their disposal. The difference between the net disposal proceeds and the carrying amount of the asset is recognised in profit or loss in the period of derecognition. In determining the amount of consideration from the derecognition of investment properties the Group considers the effects of variable consideration, existence of a significant financing component, non-cash consideration, and consideration payable to the buyer (if any).

Transfers are made to (or from) investment properties only when there is a change in use. Transfers between investment property, owner-occupied property and inventories do not change the carrying amount of the property transferred and they do not change the cost of that property for measurement or disclosure purposes.

(r) **Recent accounting pronouncements**

Ministry of Corporate Affairs ("MCA") notifies new standards or amendments to the existing standards under Companies (Indian Accounting Standards) Rules as issued from time to time. During the year ended 31st March, 2024 MCA has not notified any new standards or amendments to the existing standards applicable to the Group.

2.2 **Significant management judgement in applying accounting policies**

When preparing the financial statement, management makes a number of judgements, estimates and assumptions about the recognition and measurement of assets, liabilities, income and expenses.

**Income tax and deferred tax assets**

The Group uses estimates and judgements based on the relevant rulings in the areas of allocation of revenue, costs, allowances and disallowances which is exercised while determining the provision for income tax. A deferred tax asset is recognised to the extent that it is probable that future taxable profit will be available against which the deductible temporary differences and tax losses can be utilised. Accordingly, the Group exercises its judgement to reassess the carrying amount of deferred tax assets at the end of each reporting period.

**Impairment of non-financial assets**

In assessing impairment, management estimates the recoverable amount of each asset or cash-generating units based on expected future cash flows and uses an interest rate to discount them. Estimation uncertainty relates to assumptions about future operating results and the determination of a suitable discount rate.

**Useful lives of depreciable assets**

The Group reviews the useful life of property, plant and equipment at the end of each reporting period. This reassessment may result in change in depreciation expense in future periods.

**Fair value measurement**

When the fair value of financial assets and financial liabilities recorded in the balance sheet cannot be measured based on quoted prices in active markets, their fair value is measured using valuation techniques including the Discounted Cash Flow model. The inputs to these models are taken from observable markets where possible, but where this is not feasible, a degree of judgement is required in establishing fair values. Judgements include considerations of inputs such as liquidity risk, credit risk and volatility. Changes in assumptions about these factors could affect the reported fair value of financial instruments.

**Revenue recognition**

For performance obligation satisfied over time, the revenue recognition is done by measuring the progress towards complete satisfaction of performance obligation. The progress is measured in terms of a proportion of actual cost incurred to-date, to the total estimated cost attributable to the performance obligation.

(This space has been intentionally left blank)

Notes to Consolidated Financial Statements for the year ended 31 March 2024

3 Property, plant and equipment\*

Details of entity's property, plant and equipment and their carrying amounts are as follows:

In Rs. million unless otherwise stated

Particulars	Freehold land <sup>^</sup>	Building	Plant and equipment	Office equipments	Vehicles	Total
<b>Gross block</b>						
<b>Balance as at 1 April 2022</b>	<b>2,829.76</b>	<b>32.01</b>	<b>76,736.23</b>	<b>1.97</b>	<b>2.60</b>	<b>79,602.57</b>
Addition during the year	9.51	-	9,222.30	-	0.29	9,232.10
Disposal/adjustment during the year <sup>§</sup>	(2.79)	-	-	-	-	(2.79)
<b>Balance as at 31 March 2023</b>	<b>2,836.48</b>	<b>32.01</b>	<b>85,958.53</b>	<b>1.97</b>	<b>2.89</b>	<b>88,831.88</b>
Addition during the year	24.91	-	20,677.43	-	-	20,702.34
Disposals during the year	-	-	(356.56)	-	-	(356.56)
Disposal during the year due to sale of subsidiary (refer note 52)	(996.04)	-	(22,212.50)	-	-	(23,208.54)
Asset classified as held for sale	-	-	(349.31)	-	-	(349.31)
<b>Balance as at 31 March 2024</b>	<b>1,865.35</b>	<b>32.01</b>	<b>83,717.59</b>	<b>1.97</b>	<b>2.89</b>	<b>85,619.81</b>
<b>Accumulated depreciation</b>						
<b>Balance as at 1 April 2022</b>	-	<b>20.68</b>	<b>22,366.84</b>	<b>1.97</b>	<b>2.45</b>	<b>22,391.94</b>
Depreciation charge	-	2.82	4,713.01	-	0.18	4,716.01
Deletion during the year (refer note 52)	-	-	-	-	-	-
<b>Balance as at 31 March 2023</b>	-	<b>23.50</b>	<b>27,079.85</b>	<b>1.97</b>	<b>2.63</b>	<b>27,107.95</b>
Depreciation charge <sup>#</sup>	-	2.12	2,945.02	-	0.03	2,947.17
Disposals during the year	-	-	(157.08)	-	-	(157.08)
Disposal during the year due to sale of subsidiary (refer note 51)	-	-	(7,655.60)	-	-	(7,655.60)
Asset classified as held for sale	-	-	(147.91)	-	-	(147.91)
<b>Balance as at 31 March 2024</b>	-	<b>25.62</b>	<b>22,062.81</b>	<b>1.97</b>	<b>2.66</b>	<b>22,094.53</b>
<b>Net block</b>						
<b>Balance as at 31 March 2023</b>	<b>2,836.48</b>	<b>8.51</b>	<b>58,878.68</b>	-	<b>0.26</b>	<b>61,723.93</b>
<b>Balance as at 31 March 2024</b>	<b>1,865.35</b>	<b>6.39</b>	<b>61,654.78</b>	-	<b>0.23</b>	<b>63,525.28</b>

\*Refer note 45 for details of assets pledged.

<sup>^</sup>The title deeds of all the freehold land are in the name of the respective subsidiary companies and are pledged with banks.

<sup>§</sup>During the previous year, Commissionerate of Industries, Hyderabad, Government of Telangana has sanctioned the reimbursement of stamp duty of Rs. 2.14 million to ACME Mahbubnagar Solar Energy Private Limited under the scheme of TIDEA, that has been adjusted against carrying value of freehold land.

<sup>#</sup>During the current year 2023-24, as a part of its annual exercise of review of estimates, the group conducted an operational efficiency review of its solar plants. The group engaged with an expert for the review of useful life, salvage value. Basis the study, with effect from 01 April 2023 the expected useful life of solar power plants has been revised from 25 years to 30 years along with revision in residual value from 10% to 5% at the end of useful life. Further, though there is no contractual obligation, the group has considered a constructive obligation, being a green energy group with its commitment towards environment. These changes have been considered as change in estimate as per Ind AS 8 (Accounting Policies, Changes in Accounting Estimates and Errors) and have been accounted for prospectively. The impact of above changes in income statement current and future periods is as follows:

Particulars	For the year ended 31st March 2024	For the year ended		
		Expected amount of the effect in future period		
		31st March 2025	31st March 2026	31st March 2027
<b>Impact on Financial statement Profit and Loss</b>				
Decrease in depreciation expense*	(1,852.55)	(1,792.85)	(1,792.85)	(1,792.85)
Increase in Deferred tax expense	466.45	451.43	451.43	451.43
<b>Impact on Financial statement Balance sheet</b>				
Increase in Property, plant and equipment	1,852.55	3,645.40	5,438.24	7,155.07
Increase in deferred tax liability	(466.45)	(917.88)	(1,369.31)	(1,801.61)

\* Expected amount of the effect in future periods on depreciation and deferred costs expense is computed without considering any changes for expected capitalisation, tax rate etc.

**4 Investment Property**

**Investment Properties**

Details of group's investment properties and their carrying amounts are as follows:

Particulars	In Rs. million unless otherwise stated	
	Freehold Land <sup>^</sup>	Total
<b>Gross block</b>		
<b>Balance as at 1 April 2022</b>	-	-
Addition during the year	-	-
Disposal/Adjustment	-	-
<b>Balance as at 31 March 2023</b>	-	-
Addition during the year	14.02	14.02
Disposal/Adjustment	-	-
<b>Balance as at 31 March 2024</b>	<b>14.02</b>	<b>14.02</b>
<b>Accumulated depreciation</b>		
<b>Balance as at 1 April 2022</b>	-	-
Depreciation charge	-	-
Disposals / adjustments	-	-
<b>Balance as at 31 March 2023</b>	-	-
Depreciation charge	-	-
Disposal/Adjustment	-	-
<b>Balance as at 31 March 2024</b>	-	-
<b>Net block</b>		
<b>Balance as at 31 March 2023</b>	-	-
<b>Balance as at 31 March 2024</b>	<b>14.02</b>	<b>14.02</b>

<sup>^</sup>The title deeds of all the freehold land are in the name of the Company.

**Fair value**

Particulars	As at	As at
	31 March 2024	31 March 2023
Freehold land	14.02	-

(This space has been intentionally left blank)

Notes to Consolidated Financial Statements for the year ended 31 March 2024

5 Right of use assets and lease liabilities

Set out below are the carrying amounts of right of use assets and lease liabilities and the movements during the year:

In Rs. million unless otherwise stated

Particulars	Right of use assets
<b>(a) Right-of-use assets</b>	
<b>Cost</b>	
<b>Balance as at 1 April 2022</b>	<b>5,010.81</b>
Add: Additions during the year	248.87
Less: Deletion during the year (refer note 52)	(38.40)
<b>Balance as at 31 March 2023</b>	<b>5,221.28</b>
Add: Additions during the year	327.42
Less: Deletion related to disposal of subsidiary companies (refer note 52)	(819.77)
Less: Deletion/adjustments during the year (refer note 52)	(8.56)
<b>Balance as at 31 March 2024</b>	<b>4,720.37</b>
<b>Accumulated amortisation</b>	
<b>Balance as at 1 April 2022</b>	<b>450.64</b>
Less: Amortisation for the year (refer note 38)*	188.00
Less: Disposal during the year (refer note 52)	(2.54)
<b>Balance as at 31 March 2023</b>	<b>636.10</b>
Less: Amortisation for the year (refer note 38)*	193.37
Less: Disposal during the year (refer note 52)	(148.72)
<b>Balance as at 31 March 2024</b>	<b>680.75</b>
<b>Net carrying amount</b>	
<b>Balance as at 31 March 2023</b>	<b>4,585.18</b>
<b>Balance as at 31 March 2024</b>	<b>4,039.62</b>

\*Includes amount transferred to capital work-in-progress of Rs. 59.18 million (31 March 2023: Rs. 56.02 million)

**(b) Lease liabilities**

Particulars	As at	
	31 March 2024	31 March 2023
<b>Opening Balance</b>	3,562.02	3,509.34
Add: Addition in lease liabilities during the year	306.61	248.87
Add: Deletion in lease liabilities during the year (refer note 52)	(715.21)	(59.58)
Add: Interest on lease liabilities	217.01	208.84
Add: Interest transferred to capital work in progress (refer note 50)	136.84	147.86
Less: Lease liabilities paid	(319.60)	(493.31)
<b>Closing balance</b>	<b>3,187.55</b>	<b>3,562.02</b>
<b>Current</b>	<b>305.55</b>	<b>308.73</b>
<b>Non-current</b>	<b>2,882.00</b>	<b>3,253.29</b>

(i) Total cash outflow for leases for the year ended 31 March 2024 was Rs. 319.60 million (31 March 2023: Rs. 493.31 million).

(ii) Refer note 51

(This space has been intentionally left blank)

ACME Solar Holdings Limited (formerly known as ACME Solar Holdings Private Limited)

CIN - U40106HR2015PLC102129

Notes to Consolidated Financial Statements for the year ended 31 March 2024

In Rs. million unless otherwise stated

Particulars	In Rs. million unless otherwise stated	
	As at 31 March 2024	As at 31 March 2023
<b>6 Capital work-in-progress*</b>		
Opening balance	21,473.36	12,728.02
Additions during the year	27,432.20	17,967.64
Transfer to property, plant and equipment	(20,677.43)	(9,222.30)
	<u>28,228.13</u>	<u>21,473.36</u>

\*Refer note 50 for details of expenditures capitalised during the year.

Capital work in progress ageing schedule as at 31 March 2024 and 31 March 2023

In Rs. million unless otherwise stated

31 March 2024	Amount in capital work-in-progress for period of				
	Less than 1 year	1-2 years	2-3 years	More than 3 years	Total
Capital work-in-progress	23,248.63	3,815.03	778.68	385.79	28,228.13
<b>Total</b>	<b>23,248.63</b>	<b>3,815.03</b>	<b>778.68</b>	<b>385.79</b>	<b>28,228.13</b>

In Rs. million unless otherwise stated

31 March 2023	Amount in capital work-in-progress for period of				
	Less than 1 year	1-2 years	2-3 years	More than 3 years	Total
Capital work-in-progress	17,729.01	3,237.46	234.98	271.91	21,473.36
<b>Total</b>	<b>17,729.01</b>	<b>3,237.46</b>	<b>234.98</b>	<b>271.91</b>	<b>21,473.36</b>

Note:-

There are no such project under capital work-in-progress, whose completion is overdue or has exceeded its cost compared to its original plan as of 31 March 2024 and 31 March 2023.

7 Intangible assets

Details of the Group's other intangible assets and their carrying amounts are as follows:

Particulars	Customer Contracts	Total
<b>Gross block</b>		
Balance as at 1 April 2022	0.40	0.40
Addition during the year	-	-
<b>Balance as at 31 March 2023</b>	<b>0.40</b>	<b>0.40</b>
Addition during the year	-	-
<b>Balance as at 31 March 2024</b>	<b>0.40</b>	<b>0.40</b>
<b>Accumulated amortisation</b>		
Balance as at 1 April 2022	0.08	0.08
Amortisation charge for the year	0.02	0.02
<b>Balance as at 31 March 2023</b>	<b>0.10</b>	<b>0.10</b>
Amortisation charge for the year	0.02	0.02
<b>Balance as at 31 March 2024</b>	<b>0.12</b>	<b>0.12</b>
<b>Net block</b>		
Balance as at 31 March 2023	0.30	0.30
Balance as at 31 March 2024	0.28	0.28

(This space has been intentionally left blank)

ACME Solar Holdings Limited (formerly known as ACME Solar Holdings Private Limited)

CIN - U40106HR2015PLC102129

Notes to Consolidated Financial Statements for the year ended 31 March 2024

Particulars	In Rs. million unless otherwise stated	
	As at 31 March 2024	As at 31 March 2023
<b>8 Investments - non current</b>		
<b>A Investment in Optionally Convertible redeemable Preference Shares (at amortised cost)<sup>@</sup></b>		
ACME Hisar Solar Power Private Limited Nil (31 March 2023: 11,544) optionally convertible redeemable preference shares of Rs 231 each, fully paid up *	-	2.67
ACME Bhiwadi Solar Power Private Limited Nil (31 March 2023: 11,544) optionally convertible redeemable preference shares of Rs 231 each, fully paid up *	-	2.67
ACME Karnal Solar Power Private Limited Nil (31 March 2023: 11,544) optionally convertible redeemable preference shares of Rs 231 each, fully paid up*	-	2.66
ACME Jaipur Solar Power Private Limited Nil (31 March 2023: 3,339) optionally convertible redeemable preference shares of Rs 1,000 each, fully paid up <sup>#</sup>	-	3.34
	-	<b>11.34</b>
<b>B Investment in Optionally Convertible Debenture (at fair value through profit and loss)</b>		
ACME Jaipur Solar Power Private Limited Nil (31 March 2023: 215,335) optionally convertible debenture of Rs 1,000 each, fully paid up <sup>#</sup>	-	215.33
	-	<b>215.33</b>
<b>Total amount investments (A+B)</b>	-	<b>226.67</b>
Aggregate of unquoted investments	-	<b>226.67</b>
Aggregate amount of quoted investments at market value	-	-
Aggregate of impairment amount in investments	-	-

<sup>\*</sup>During the current year, the company has sold Optionally Convertible Redeemable Preference Shares 'OCRPS' (11,544 OCRPS of face value of Rs. 231 each) of ACME Hisar Solar Power Private Limited, ACME Bhiwadi Solar Power Private Limited and ACME Karnal Solar Power Private Limited.

<sup>#</sup> During the current year, the company has sold Optionally Convertible Redeemable Preference Shares 'OCRPS' (3,339 OCRPS of face value of Rs. 1000 each) and optionally convertible debenture (215,335 numbers of Rs 1,000 each) of ACME Jaipur Solar Power Private Limited.

<sup>@</sup> Investment in instruments have been classified as carried at amortised cost as per IND AS 109, since no ancillary transaction cost has been incurred on issue of such compound financial instruments. Accordingly, amortised cost is equal to the cost of such instruments.

Particulars	In Rs. million unless otherwise stated	
	As at 31 March 2024	As at 31 March 2023
<b>9 Loans - non current</b>		
Unsecured- considered good		
Loans to Holding company*	1,168.02	-
	<b>1,168.02</b>	-
<b>10 Other financial assets - non current</b>		
Fixed deposits with banks having maturity beyond 12 months*	0.77	536.85
Recoverable from customer <sup>^</sup>	383.36	972.34
Security deposits	21.50	35.97
Deferred consideration (refer note 55)	143.79	73.16
	<b>549.42</b>	<b>1,618.32</b>

<sup>\*</sup> Fixed deposits of Rs. nil (31 March 2023: Rs. 536.70 million ) is pledged with banks on account of Debt Service Reserve Account.

<sup>^</sup> Includes, safeguard duty of Rs. 289.07 million (31 March 2023: Rs. 646.18 million) and goods and service tax of Rs. 94.29 million (31 March 2023: Rs. 326.16 million).



ACME Solar Holdings Limited (formerly known as ACME Solar Holdings Private Limited)

CIN - U40106HR2015PLC102129

Notes to Consolidated Financial Statements for the year ended 31 March 2024

Particulars	In Rs. million unless otherwise stated	
	As at	As at
	31 March 2024	31 March 2023
<b>11 Deferred tax assets/ liabilities (net)</b>		
<b>Deferred tax assets arising on:</b>		
Unabsorbed depreciation and business losses	7,462.25	7,937.63
Deferred revenue	470.19	661.63
Minimum alternate tax	101.82	93.04
Expenses allowed on payment basis	-	4.89
Employee benefits	249.86	6.68
Compound financial instrument	-	176.16
Lease liabilities	998.60	1,207.56
<b>Deferred tax liabilities arising on:</b>		
Property, plant and equipment (including right of use assets)	(9,472.56)	(9,209.97)
Unamortised borrowing cost	(1.51)	(2.24)
	<b>(191.35)</b>	<b>875.38</b>
<b>Disclosure in Consolidated Balance Sheet is based on entity wise recognition, as follows:</b>		
Deferred tax assets	1,928.50	2,475.51
Deferred tax liabilities	(2,119.85)	(1,600.13)
<b>Deferred tax asset (net)</b>	<b>(191.35)</b>	<b>875.38</b>

Particulars (2023-24)	In Rs. million unless otherwise stated					
	As at 1 April 2023	(Expenses)/ benefit recognised in statement of profit and loss	Recognised in other comprehensive income	Recognised directly in equity (Non-controlling interest)	Recognised in profit on sale of investment	As at 31 March 2024
<b>Assets</b>						
Unabsorbed depreciation and business losses	7,937.63	(475.38)	-	-	-	7,462.25
Deferred revenue	661.63	(191.44)	-	-	-	470.19
Minimum alternate tax	93.04	8.78	-	-	-	101.82
Interest on moratorium loan	4.89	(4.89)	-	-	-	-
Employee benefits	6.68	243.63	(0.45)	-	-	249.86
Compound financial instrument	176.16	(176.16)	-	-	-	-
Lease liabilities	1,207.56	(208.96)	-	-	-	998.60
<b>Liabilities</b>						
Property, plant and equipment	(9,209.97)	(262.59)	-	-	-	(9,472.56)
Unamortised borrowing cost	(2.24)	0.73	-	-	-	(1.51)
Purchase of Compulsary converti	-	19.90	-	-	(19.90)	-
<b>Total</b>	<b>875.38</b>	<b>(1,046.38)</b>	<b>(0.45)</b>	<b>-</b>	<b>(19.90)</b>	<b>(191.35)</b>

Particulars (2022-23)	In Rs. million unless otherwise stated					
	As at 1 April 2022	(Expenses)/ benefit recognised in statement of profit and loss	Recognised in other comprehensive income	Recognised directly in equity (Non-controlling interest)	Recognised in profit on sale of investment	As at 31 March 2023
<b>Assets</b>						
Unabsorbed depreciation and business losses	7,128.46	809.17	-	-	-	7,937.63
Deferred revenue	627.69	33.94	-	-	-	661.63
Minimum alternate tax	81.98	11.06	-	-	-	93.04
Interest on moratorium loan	81.12	(76.23)	-	-	-	4.89
Employee benefits	5.65	1.12	(0.09)	-	-	6.68
Compound financial instrument	202.23	(26.07)	-	-	-	176.16
Lease liabilities	922.61	284.95	-	-	-	1,207.56
<b>Liabilities</b>						
Property, plant and equipment	(8,346.35)	(863.62)	-	-	-	(9,209.97)
Unamortised borrowing cost	(3.01)	0.77	-	-	-	(2.24)
Derivative contract	(4.12)	4.12	-	-	-	-
<b>Total</b>	<b>696.26</b>	<b>179.21</b>	<b>(0.09)</b>	<b>-</b>	<b>-</b>	<b>875.38</b>

ACME Solar Holdings Limited (formerly known as ACME Solar Holdings Private Limited)

CIN - U40106HR2015PLC102129

Notes to Consolidated Financial Statements for the year ended 31 March 2024

MAT credit expiry within Group Particulars	In Rs. million unless otherwise stated	
	31 March 2024	31 March 2023
31 March 2040	32.89	-
31 March 2039	7.26	16.84
31 March 2038	-	0.02
31 March 2037	-	2.29
31 March 2036	-	4.45
31 March 2035	-	7.32
31 March 2032	17.97	17.97
31 March 2031	13.94	13.94
31 March 2030	16.21	16.21
31 March 2029	13.54	14.00
<b>Total</b>	<b>101.82</b>	<b>93.04</b>

Effective tax reconciliation Particulars	In Rs. million unless otherwise stated	
	For the year ended 31 March 2024	For the year ended 31 March 2023
Profit/ (loss) before tax	9,098.71	(154.01)
Applicable tax rate*	25.17%	25.17%
<b>Expected tax expense [A]</b>	<b>2,289.96</b>	<b>(38.76)</b>
Expenses not considered in determining taxable profit	400.58	44.97
Reversal during tax holiday period	(107.64)	(65.84)
(Recognition)/reversal of minimum alternate tax	14.10	76.44
Capital gain taxed at different rate	(501.18)	(57.50)
Earlier year tax	0.85	1.46
Impact for changes in tax rates	16.20	-
Others	3.57	(83.04)
<b>Total adjustments [B]</b>	<b>(173.52)</b>	<b>(83.51)</b>
<b>Actual tax expense [C=A+B]</b>	<b>2,116.44</b>	<b>(122.27)</b>
Total tax incidence	2,116.44	(122.27)
<b>Tax expense recognized in statement of profit and loss [D]</b>	<b>2,116.44</b>	<b>(122.27)</b>

\*The applicable tax rate is the domestic tax rate applicable to the Holding Company.

The Group has exercised the option under section 115BAA of the Income-tax Act, 1961, as introduced by the Taxation Laws (Amendment) Act, 2019. Consequently, the group has applied the lower income tax rates on the deferred tax assets/ liabilities except for Acme Solar Technologies (Gujarat) Private Limited to the extent these are expected to be realized or settled in the future period under the new regime.

(This space has been intentionally left blank)

Notes to Consolidated Financial Statements for the year ended 31 March 2024

In Rs. million unless otherwise stated

Particulars	As at	
	31 March 2024	31 March 2023
<b>12 Non current tax assets (net)</b>		
Advance income tax (net of provision)	315.62	898.05
	<b>315.62</b>	<b>898.05</b>
<b>13 Other non current assets</b>		
Capital advances		
Related party (refer note 42)	2,298.66	1,594.01
Others	53.66	56.18
Prepaid expenses	31.94	148.31
Deposits under protest with government authorities	235.59	48.32
	<b>2,619.85</b>	<b>1,846.82</b>
<b>14 Investments - current</b>		
Investments in commercial paper (at amortised cost)*	1,498.68	-
	<b>1,498.68</b>	<b>-</b>
*Commercial paper @ 8.05 %, maturity on 4 April, 2024.		
<b>15 Trade receivables*</b>		
Considered good	4,208.85	6,992.97
Considered doubtful	5.92	11.17
	4,214.77	7,004.14
Less:- loss allowance	(5.92)	(11.17)
	<b>4,208.85</b>	<b>6,992.97</b>

\*Also includes trade receivable from ultimate holding company and other related parties. (refer note 42)

\*Refer note 47

Trade receivable ageing schedule as at 31 March 2024 and 31 March 2023

In Rs. million unless otherwise stated

31 March 2024	Outstanding for following periods from the due date of payment							Total
	Unbilled revenue	Not due	Less than 6 months	6 months to 1 years	1-2 years	2-3years	More than 3 years	
Undisputed trade receivable								
Considered good	1,134.83	610.92	467.05	176.83	1,033.98	608.79	8.20	4,040.60
Credit impaired	-	-	-	-	-	-	5.92	5.92
Disputed trade receivable								
Considered good	-	-	69.86	98.39	-	-	-	168.25
Credit impaired	-	-	-	-	-	-	-	-
<b>Total trade receivable</b>	<b>1,134.83</b>	<b>610.92</b>	<b>536.91</b>	<b>275.22</b>	<b>1,033.98</b>	<b>608.79</b>	<b>14.12</b>	<b>4,214.77</b>
31 March 2023	Outstanding for following periods from the due date of payment							Total
	Unbilled revenue	Not due	Less than 6 months	6 months to 1 years	1-2 years	2-3years	More than 3 years	
Undisputed trade receivable								
Considered good	1,146.99	928.50	731.54	1,499.81	1,574.03	30.25	0.12	5,911.24
Credit impaired	-	-	-	-	-	-	11.17	11.17
Disputed trade receivable								
Considered good	-	33.00	165.47	180.37	333.83	330.00	39.06	1,081.73
Credit impaired	-	-	-	-	-	-	-	-
<b>Total trade receivable</b>	<b>1,146.99</b>	<b>961.50</b>	<b>897.01</b>	<b>1,680.18</b>	<b>1,907.86</b>	<b>360.25</b>	<b>50.35</b>	<b>7,004.14</b>

ACME Solar Holdings Limited (formerly known as ACME Solar Holdings Private Limited)  
CIN - U40106HR2015PLC102129

Notes to Consolidated Financial Statements for the year ended 31 March 2024

In Rs. million unless otherwise stated

Particulars	As at	
	31 March 2024	31 March 2023
<b>16 Cash and cash equivalents</b>		
Cash on hand	0.22	0.38
Balances with bank - current accounts*	2,398.57	3,092.45
Fixed deposit with original maturity of less than three months^	689.76	2,381.66
	<b>3,088.55</b>	<b>5,474.49</b>

\*Includes balance of Rs. Nil (31 March 2023: Rs. 72.05 million) is to be specifically used towards major maintenance reserve and balance of Rs. Nil (31 March 2023: Rs. 54.15 million) are pledged with banks on account of Debt Service Reserve Account but are accessible by the Company as per terms of lender.

^Includes deposits of Rs. Nil (31 March 2023: Rs. 586.88 million) pledged with banks on account of Debt Service Reserve Account but are accessible by the Company as per terms of lender, deposit of Rs. 540.24 million (31 March 2023: Rs. 730.26 million) used as collateral for letter of credits, supplier's credit and bank guarantees for equipment purchase/performance bank guarantees/ earnest money deposits for solar power projects.

**17 Other bank balances**

Fixed deposits with remaining maturity more than 3 months and less than 12 months*	10,057.16	7,910.09
	<b>10,057.16</b>	<b>7,910.09</b>

\*Includes deposits of Rs. 1,899.57 million (31 March 2023: Rs. 827.08 million) pledged with banks on account of Debt Service Reserve Account and Rs. 1,941.71 million (31 March 2023: Rs. 35.32 million) used as collateral for letter of credits, supplier's credit and bank guarantees for equipment purchase/ performance bank guarantees/ earnest money deposits for solar power projects.

**18 Loans - current**

**Unsecured- considered good**

Loans to Holding company*	-	3,439.39
	<b>-</b>	<b>3,439.39</b>

\*Loan to Holding company Rs.Nil including accrued interest of Rs. Nil (31 March 2023: Rs. 2,294.90 million including accrued interest of Rs. 99.36 million) bears interest rate of 9.50% p.a. and are recoverable on demand.

Balance loans of Rs. Nil (31 March 2023: Rs. 1,144.49 million) are interest free and recoverable on demand (refer note 42).

**Note:**

Loans or advances in the nature of loans are granted to promoter, directors, KMPs and the related parties (as defined under Companies Act, 2013), either severally or jointly with any other person, that are:

- (a) repayable on demand; or
  - (b) without specifying any terms or period of repayment
- are as follows:

**31 March 2024**

Type of borrower	Amount of loan or advance in the nature of loan outstanding	Percentage to the total loans and advances in the nature of loans
Promoter	-	-
Directors	-	-
KMPs	-	-
Related parties	-	-

**31 March 2023**

Type of borrower	Amount of loan or advance in the nature of loan outstanding	Percentage to the total loans and advances in the nature of loans
Promoter	2,294.90	66.72%
Directors	-	-
KMPs	-	-
Related parties	1,144.49	33.28%

ACME Solar Holdings Limited (formerly known as ACME Solar Holdings Private Limited)

CIN - U40106HR2015PLC102129

Notes to Consolidated Financial Statements for the year ended 31 March 2024

In Rs. million unless otherwise stated

Particulars	As at	
	31 March 2024	31 March 2023
<b>19 Other financial assets</b>		
Viability gap funding	-	117.35
Receivable from related party (refer note 42)	1,304.79	1,763.45
Receivable from customer*	31.57	99.48
Interest receivable from related parties	124.24	-
Derivative asset	-	-
Other recoverables	-	-
Security deposits	11.62	11.33
Deferred consideration (refer note 55)	92.12	162.76
Other receivable	22.56	-
	<b>1,586.90</b>	<b>2,154.37</b>

\* Deposits are pledged with lenders on account of Debt Service Reserve Account.

\*Includes safeguard duty of Rs. 23.37 million (31 March 2023: Rs. 71.98 million) and goods and service tax of Rs. 8.20 million (31 March 2023: 27.50 million).

**20 Other current assets**

Advance to vendors		
- Others	218.88	130.21
- Related party (refer note 42)	9,619.46	-
Deposits with government authorities	683.67	540.69
Ancillary cost of borrowing*	403.68	323.13
Advance to employees	4.09	4.48
Prepaid expenses	56.50	51.52
	<b>10,986.28</b>	<b>1,050.03</b>

\*Represents current portion of cost incurred attributable to borrowings sanctioned but not drawn/disbursed as at the reporting date.

(This space has been intentionally left blank)

## 21 Equity share capital

Particulars	In Rs. million unless otherwise stated			
	As at 31 March 2024		As at 31 March 2023	
	Number of shares	Amount	Number of shares	Amount
Authorised	1,00,00,00,000	10,000.00	1,00,00,00,000	10,000.00
Issued and subscribed and fully paid up	10,44,41,582	1,044.42	10,44,41,582	1,044.42
<b>Total</b>	<b>10,44,41,582</b>	<b>1,044.42</b>	<b>10,44,41,582</b>	<b>1,044.42</b>

## 1. Reconciliation of equity capital outstanding at the beginning and at the end of the reporting year

Particulars	In Rs. million unless otherwise stated			
	For the year ended 31 March 2024		For the year ended 31 March 2023	
	Number of shares	Amount	Number of shares	Amount
At the beginning of the year	10,44,41,582	1,044.42	10,44,41,582	1,044.42
Issued during the year	-	-	-	-
Outstanding at the end of the year	10,44,41,582	1,044.42	10,44,41,582	1,044.42

## 2. Shares held by holding Company

Particulars	As at 31 March 2024		As at 31 March 2023	
	Number of shares	Amount	Number of shares	Amount
ACME Cleantech Solutions Private Limited*	10,44,41,582	1,044.42	10,44,41,582	1,044.42

\* Including shares held by nominee shareholders.

## 3. Number of shares held by each shareholder holding more than 5% Shares in the Company

Particulars	As at 31 March 2024		As at 31 March 2023	
	Number of shares	% Holding	Number of shares	% Holding
ACME Cleantech Solutions Private Limited*	10,44,41,582	100%	10,44,41,582	100%

\* Refer above

## 4. Shareholding of promoter

Promoter Name	Shares held by promoter				% Change during the year
	As at 31 March 2024		As at 31 March 2023		
	Number of shares	% Holding	Number of shares	% Holding	
ACME Cleantech Solutions Private Limited	10,44,41,582	100%	10,44,41,582	100%	0%

## 5. Terms/rights attached to equity shares

The Holding Company has only one class of equity shares having par value of Rs. 10 per share. Each holder of equity shares is entitled to one vote per share. The Holding Company declares and pays dividends in Indian rupees. In the event of liquidation of the Holding Company, the holders of equity shares will be entitled to receive remaining assets of the Company, after distribution of all preferential amounts. The distribution will be in proportion to the number of equity shares held by the shareholder.

## 6. Details of shares issued pursuant to contract without payment being received in cash, allotted as fully paid up by way of bonus issues and brought back during the last 5 years for each class of shares.

The Company has not issued any shares pursuant to a contract without payment being received in cash, allotted as fully paid up by way of bonus shares nor has there been any buy-back of shares in the current year and immediately preceding five years.

(This space has been intentionally left blank)

ACME Solar Holdings Limited (formerly known as ACME Solar Holdings Private Limited)  
CIN - U40106HR2015PLC102129

Notes to Consolidated Financial Statements for the year ended 31 March 2024

Particulars	In Rs. million unless otherwise stated	
	As at 31 March 2024	As at 31 March 2023
<b>22 Instrument entirely in the nature of equity</b>		
Opening balance*^	6,500.00	6,500.00
Converted during the year	-	-
<b>Balances at the end of the year</b>	<b>6,500.00</b>	<b>6,500.00</b>

**\*Terms and conditions of conversion of Compulsorily convertible debentures (CCD)**

The Holding Company had issued 6,500,000 compulsorily convertible debentures of Rs. 1,000 each to ACME Cleantech Solutions Private Limited. Rate of interest on these CCDs is 8% with a moratorium period of one year from 19 September 2017. These CCDs shall be unsecured and their holders shall not be entitled to have any claim on any asset of the group. These CCDs along with interest thereon, if any, will be converted into equity shares at any time at the option of CCD holders and the Holding Company after the date of allotment. In case no option exercised by any CCD holders then these shall be compulsory converted into equity shares on expiry of thirty years from the date of allotment. Each CCD alongwith interest shall be mandatorily converted to 1.0444158 equity share of Rs.10 each at a price of Rs. 957.47 (inclusive of premium of Rs. 947.47) subject to ignoring of decimal part in rounding-off. CCDs holders have continued to waive the interest accrued on these compulsory convertible debentures including for the current year as well as previous year.

^Subsequent to year end, the Board of Directors in their meeting held on 27 May 2024 has approved the conversion of 6,500,000 CCDs amounting to Rs. 6,500 million into 6,500,000 non-convertible debentures (NCDs) amounting to Rs. 6,500 million, on the below mentioned terms and conditions:

1. Interest rate on NCDs shall be 8% p.a. payable annually.
  2. NCDs shall be redeemable at par.
  3. The maximum tenure of NCDs shall be 5 year from the date of allotment of NCDs on conversion of CCDs
  4. The Company shall have a call option and debenture holders shall have a put option to redeem the debentures, either full or partial, at any time. If the option is not exercised, then the outstanding debentures will be redeemed on the expiry of tenure.
- On 12 June 2024, the Company has redeemed all the outstanding NCDs at par.

*(This space has been intentionally left blank)*

ACME Solar Holdings Limited (formerly known as ACME Solar Holdings Private Limited)  
CIN - U40106HR2015PLC102129  
Notes to Consolidated Financial Statements for the year ended 31 March 2024

Particulars	In Rs. million unless otherwise stated	
	As at 31 March 2024	As at 31 March 2023
<b>23 Other equity</b>		
<b>Securities premium</b>		
Opening balance	23,019.52	23,019.52
Share capital issued during the year	-	-
<b>Balances at the end of the year</b>	<b>23,019.52</b>	<b>23,019.52</b>
<b>Capital reserve</b>		
Opening balance	(8,522.19)	(8,522.19)
Changes during the year	-	-
<b>Balances at the end of the year</b>	<b>(8,522.19)</b>	<b>(8,522.19)</b>
<b>Debenture redemption reserve</b>		
Opening balance	526.20	477.60
Transfer from retained earnings	509.06	48.60
<b>Balances at the end of the year</b>	<b>1,035.26</b>	<b>526.20</b>
<b>Retained earnings</b>		
Opening balance	(3,562.32)	(3,431.72)
Net profit/ (loss) during the year	6,982.27	(31.41)
Remeasurement of post-employment benefit obligation during the year (net of tax)	1.35	0.24
Transfer to debenture redemption reserve	(509.06)	(48.60)
Profit/ (loss) on acquisition of interest in subsidiary (refer note 53)	(22.20)	(50.83)
Share issue expenses	(54.07)	-
<b>Balances at the end of the year</b>	<b>2,835.97</b>	<b>(3,562.32)</b>
<b>Total other equity</b>	<b>18,368.56</b>	<b>11,461.21</b>

**Securities premium**

Securities premium represents premium received on issue of shares. The reserve is utilised in accordance with the provisions of the Companies Act, 2013.

**Capital reserve**

This represents the capital reserve arisen on accounting for business combination under common control business combinations. The amount of capital reserve represents the difference between the consideration paid for acquisition and the share capital of the merged entities.

**Debenture redemption reserve**

The Holding Company and its subsidiaries are required to create a Debenture Redemption Reserve out of the profits which are available for payment of dividend for the purpose of redemption of debentures. Accordingly debenture redemption reserve has been created out of profits during the year.

**Retained earnings**

All the profits or losses made by the Group are transferred to retained earnings from Statement of Profit and Loss and it also includes pre-acquisition profits of entities acquired under common control of business combination. Remeasurement of defined benefit plans represents the actuarial gains/(losses) recognised in other comprehensive income.

*(This space has been intentionally left blank)*





ACME Solar Holdings Limited (formerly known as ACME Solar Holdings Private Limited)  
CIN - U40106HR2015PLC102129  
Notes to Consolidated Financial Statements for the year ended 31 March 2024

Particulars	In Rs. million unless otherwise stated	
	As at	As at
	31 March 2024	31 March 2023
<b>29 Trade payables</b>		
Total outstanding dues of micro enterprises and small enterprises	66.93	70.38
Total outstanding dues of creditors other than micro enterprises and small enterprises	670.65	550.72
	<b>737.58</b>	<b>621.10</b>
*Also include trade payable to related parties (refer note 42)		
Note:-		
a Disclosure under the Micro, Small and Medium Enterprises Development Act, 2006 ('MSMED Act, 2006'):	-	-
i) The principal amount and the interest due thereon remaining unpaid to any supplier as at the end of each accounting year	66.93	70.38
ii) The amount of interest paid by the buyer in terms of section 16, along with the amounts of the payments made to the supplier beyond the appointed day during accounting year	-	-
iii) The amount of interest due and payable for the period of delay in making payments (which have been paid but beyond the appointed day during the year) but without adding the interest specified under the MSMED Act, 2006.	-	-
iv) The amount if interest accrued and remaining unpaid at the end of each accounting year, and	-	-
v) The amount of further interest remaining due and payable even in the succeeding year, until such date when the interest dues as above are actually paid to the small enterprise for the purpose of disallowance as a deductible expenditure under section 23 of the MSMED Act, 2006	-	-
	<b>66.93</b>	<b>70.38</b>

The above information regarding dues to Micro, Small and Medium enterprises as defined under the Micro, Small and Medium Enterprises Development Act (MSMED), 2006 has been determined to the extent identified and information available with the Company pursuant to Section 22 of the Micro, Small and Medium enterprises Development Act (MSMED), 2006.

**Trade payable ageing schedule as at 31 March 2024 and 31 March 2023**

31 March 2024	In Rs. million unless otherwise stated					
	Outstanding for following periods from the due date of payment					Total
	Not due	Less than 1 year	1-2 years	2-3 years	More than 3 years	
Undisputed dues - MSME*	14.27	31.90	11.35	7.69	1.73	66.93
Undisputed dues - Others	345.93	273.55	40.81	5.35	5.01	670.65
Disputed dues - MSME*	-	-	-	-	-	-
Disputed dues - Others	-	-	-	-	-	-
<b>Total trade payables</b>	<b>360.19</b>	<b>305.45</b>	<b>52.16</b>	<b>13.04</b>	<b>6.74</b>	<b>737.58</b>
31 March 2023	Outstanding for following periods from the due date of payment					Total
Not due	Less than 1 year	1-2 years	2-3 years	More than 3 years		
Undisputed dues - MSME*	20.32	42.06	8.00	-	-	70.38
Undisputed dues - Others	388.63	131.19	25.16	1.02	4.72	550.72
Disputed dues - MSME*	-	-	-	-	-	-
Disputed dues - Others	-	-	-	-	-	-
<b>Total trade payables</b>	<b>408.95</b>	<b>173.25</b>	<b>33.16</b>	<b>1.02</b>	<b>4.72</b>	<b>621.10</b>

\* Micro, small and medium enterprises

(This space has been intentionally left blank)

ACME Solar Holdings Limited (formerly known as ACME Solar Holdings Private Limited)  
CIN - U40106HR2015PLC102129  
Notes to Consolidated Financial Statements for the year ended 31 March 2024

Particulars	In Rs. million unless otherwise stated	
	As at 31 March 2024	As at 31 March 2023
<b>30 Other financial liabilities</b>		
Interest accrued on borrowing	188.51	126.85
Interest accrued on non convertible debenture	270.76	291.23
Capital creditors*	5,393.86	1,224.79
Employee related liabilities	169.33	69.90
Other financial liabilities		
Related parties (refer note 42)	304.66	299.86
Provision for expenses	391.72	390.76
	<b>6,718.84</b>	<b>2,403.39</b>
*Includes payables to related parties (refer note 42)		
<b>31 Other current liabilities</b>		
Advance from customers	3.15	1.91
Statutory dues payable	445.83	493.28
Deferred revenue	487.26	185.92
Other liabilities	94.48	95.93
	<b>1,030.72</b>	<b>777.04</b>
<b>32 Provisions - current</b>		
<b>Provision for employee benefits</b>		
Provision for gratuity (refer note 48)	3.03	3.00
Provision for compensated absences	2.03	1.75
	<b>5.06</b>	<b>4.75</b>
<b>33 Current tax liabilities (net)</b>		
Provision for tax (net)	259.69	0.13
	<b>259.69</b>	<b>0.13</b>

(This space has been intentionally left blank)

ACME Solar Holdings Limited (formerly known as ACME Solar Holdings Private Limited)  
CIN - U40106HR2015PLC102129  
Notes to Consolidated Financial Statements for the year ended 31 March 2024

Particulars	In Rs. million unless otherwise stated	
	For the year ended 31 March 2024	For the year ended 31 March 2023
<b>34 Revenue from operations</b>		
<b>Sale of goods and services</b>		
Sale of electricity	13,188.54	12,701.50
Engineering, procurement and construction services	-	32.47
Management services	-	210.00
<b>Other operating revenues</b>		
Other operating revenue	3.96	5.07
	<b>13,192.50</b>	<b>12,949.04</b>

**Major customers**

Revenue from 3 customers (31 March 2023: 4 Customers) out of the Group's revenue is Rs. 5,995.01 million (31 March 2023: Rs. 8,035.02 million) which is more than 10% of the Group's total revenue.

The Group has revenue from sale of electricity, providing operations and management services and engineering, procurement and construction services. The country of operations is Group's country of domicile (i.e. India).

**35 Other income**

Interest income on		
Bank deposits	486.08	311.40
Loan to related party	299.85	42.16
Receivable from discom	90.54	136.66
Late payment surcharge	290.62	22.21
Others	41.49	23.72
Amortisation of deferred revenue	180.37	106.38
Insurance claim received	58.86	4.67
Gain on sale of fixed assets (net)	4.52	0.33
Net foreign exchange difference*	0.51	1.68
Excess provisions written back	0.14	9.17
Miscellaneous income	17.19	6.31
	<b>1,470.17</b>	<b>664.69</b>

\* Includes fair value gain on derivative instruments

**Revenue from contracts with customers**

**a) Disaggregation of revenue**

Set out below is the disaggregation of the Group's revenue from contracts with customers:

Particulars	In Rs. million unless otherwise stated	
	For the year ended 31 March 2024	For the year ended 31 March 2023
<b>Revenue from contracts with customers</b>		
Based on nature of goods/ services		
Sale of electricity	13,188.54	12,701.50
Revenue from engineering, procurement and construction services	-	32.47
Management services	-	210.00
Other operating revenue	3.96	5.07
<b>Total revenue</b>	<b>13,192.50</b>	<b>12,949.04</b>

(This space has been intentionally left blank)

ACME Solar Holdings Limited (formerly known as ACME Solar Holdings Private Limited)  
CIN - U40106HR2015PLC102129  
Notes to Consolidated Financial Statements for the year ended 31 March 2024

**b) Contract balances**

The following table provides information about receivables, contract assets and contract liabilities from contract with customers:

Particulars	In Rs. million unless otherwise stated	
	As at 31 March 2024	As at 31 March 2023
<b>Receivables</b>		
Trade receivables	3,079.94	5,857.15
Unbilled revenue for passage of time	1,134.83	1,146.99
Less : loss allowance	(5.92)	(11.17)
<b>Total receivables (a)</b>	<b>4,208.85</b>	<b>6,992.97</b>
<b>Contract assets</b>		
Unbilled revenue other than passage of time	-	-
<b>Total contract assets (b)</b>	<b>-</b>	<b>-</b>
<b>Contract liabilities</b>		
Advance from customer	3.15	1.91
<b>Total contract liabilities (c)</b>	<b>3.15</b>	<b>1.91</b>
<b>Total (a+b-c)</b>	<b>4,205.70</b>	<b>6,991.06</b>

Contract asset is the right to consideration in exchange for goods or services transferred to the customer. Contract liability is the entity's obligation to transfer goods or services to a customer for which the entity has received consideration from the customer in advance. Contract assets are transferred to receivables when the rights become unconditional i.e. only the passage of time is required before payment of consideration is due and the amount is billable. Contract liabilities are recognized as revenue as and when the performance obligation is satisfied.

Significant changes in the contract liabilities balances during the year are as follows:

Particulars	In Rs. million unless otherwise stated	
	As at 31 March 2024	As at 31 March 2023
<b>Opening balance</b>	1.91	5.50
Amount received	3.15	1.91
Performance obligations satisfied in current year	(1.91)	(5.50)
<b>Closing balance</b>	<b>3.15</b>	<b>1.91</b>

**c) Performance obligation**

The Company's performance obligation is satisfied at a point of time when the units of electricity are delivered as per the terms of the agreement with the customer.

**d) Reconciling the amount of revenue recognised in the statement of profit and loss with the contracted price**

Particulars	In Rs million unless otherwise stated	
	For the year ended 31 March 2024	For the year ended 31 March 2023
<b>Revenue as per contract</b>	13,504.87	13,299.82
Adjustments:		
Cash rebate	(87.13)	(88.78)
Deferred revenue	(118.24)	(123.45)
Other adjustments	(107.00)	(138.55)
<b>Revenue from contract with customers</b>	<b>13,192.50</b>	<b>12,949.04</b>

**e) Transaction price - remaining performance obligation**

The remaining performance obligation disclosure provides the aggregate amount of the transaction price yet to be recognized as at the end of the reporting period and an explanation as to when the Group expects to recognize these amounts in revenue. Applying the practical expedient as given in Ind AS 115, the Group has not disclosed the remaining performance obligation related disclosures for contracts as the revenue recognised corresponds directly with the value to the customer of the entity's performance completed till the reporting period.

**f) There is no significant estimate involved in the recognition of revenue from contract except for engineering, procurement and construction services where contract revenue is recognised at cost of work performed on the contract plus proportionate margin, using the percentage of completion method i.e. over the period of time.**

**ACME Solar Holdings Limited (formerly known as ACME Solar Holdings Private Limited)**  
**CIN - U40106HR2015PLC102129**  
**Notes to Consolidated Financial Statements for the year ended 31 March 2024**

**In Rs. million unless otherwise stated**

	<b>For the year ended</b>	<b>For the year ended</b>
<b>Particulars</b>	<b>31 March 2024</b>	<b>31 March 2023</b>

<b>36 Employee benefits expense*</b>		
Salaries, wages and bonus	566.21	330.06
Contribution to provident and other funds	22.66	13.32
Staff welfare expenses	1.08	3.06
	<b>589.95</b>	<b>346.44</b>
*Net of expenses transferred to property, plant and equipment/ capital work-in-progress		
<b>37 Finance costs</b>		
<b>Interest on</b>		
Term loan	4,119.37	4,073.87
Non convertible debentures	2,621.99	2,998.96
Loan from related party (refer note 42)	-	21.97
Lease liabilities	217.01	208.84
Delayed payment of taxes	0.90	6.39
Others	28.10	0.75
Amortisation of ancillary cost of borrowings	611.48	719.99
Foreign exchange fluctuation to the extent regarded as an adjustment to interest cost	68.34	-
Other borrowing cost	5.74	60.20
	<b>7,672.93</b>	<b>8,090.97</b>
<b>38 Depreciation and amortisation expenses</b>		
Depreciation on property, plant and equipment (refer note 3)	2,947.17	4,716.01
Amortisation of right of use (refer note 5)	134.19	131.98
Amortisation of intangible assets (refer note 7)	0.02	0.02
	<b>3,081.38</b>	<b>4,848.02</b>
<b>39 Other expense</b>		
Operation and maintenance expenses	568.32	536.25
Repairs and maintenance		
Plant and equipment	51.10	31.35
Others	-	0.02
Amortisation of deferred expenses	10.02	10.68
Rates and taxes	94.59	28.29
Insurance	108.21	131.71
Legal and professional fee	207.90	107.95
Payment to auditors	18.14	16.36
Bank charges	0.29	0.85
Corporate social responsibility	13.55	6.98
Charity and donation	510.00	-
Impairment loss on fair value of asset held for sale (refer note 52)	122.28	-
Miscellaneous expenses	6.20	6.23
	<b>1,710.60</b>	<b>876.67</b>
<b>40 Exceptional Items</b>		
Net gain on sale of assets/ investments (refer note 52)	7,216.29	225.67
Contingent consideration related to investment disposed in earlier years	274.61	168.69
	<b>7,490.90</b>	<b>394.36</b>

*(This space has been intentionally left blank)*

ACME Solar Holdings Limited (formerly known as ACME Solar Holdings Private Limited)  
CIN - U40106HR2015PLC102129

Notes to Consolidated Financial Statements for the year ended 31 March 2024

41 Financial instruments

(i) Fair value hierarchy

There are no financial assets or liabilities measured at fair value in these financial statements.

(ii) Financial instruments by category

In Rs million unless otherwise stated

Particulars	31 March 2024		31 March 2023	
	FVTPL*	Amortised cost	FVTPL*	Amortised cost
<b>Financial assets</b>				
Loans	-	1,168.02	-	3,439.39
Investment	-	1,498.68	-	226.67
Other financial assets	-	2,136.32	-	3,772.69
Trade receivable	-	4,208.85	-	6,992.97
Cash and cash equivalents	-	3,088.55	-	5,474.49
Other bank balances	-	10,057.16	-	7,910.09
<b>Total financial assets</b>	-	<b>22,157.58</b>	-	<b>27,816.30</b>
<b>Financial liabilities</b>				
Borrowings	-	82,166.63	-	86,573.49
Lease liabilities	-	3,187.55	-	3,562.02
Other financial liabilities	-	7,753.94	-	2,784.45
Trade payables	-	737.58	-	621.10
<b>Total financial liabilities</b>	-	<b>93,845.70</b>	-	<b>93,541.06</b>

\*Fair value through Profit and Loss

The amortised cost of the financial assets and liabilities approximates to the fair value on the respective reporting dates.

(iii) Risk management

The Group's activities expose it to credit risk, liquidity risk and market risk. The Holding Company's board of directors has overall responsibility for the establishment and oversight of the Group's risk management framework. This note explains the sources of risk which the entity is exposed to and how the entity manages the risk and the related impact in the financial statements.

(A) Credit risk

Credit risk is the risk that a counterparty fails to discharge its obligation to the Group. The Group's exposure to credit risk is influenced mainly by cash and cash equivalents, trade receivables and financial assets measured at amortised cost. The Group continuously monitors defaults of customers and other counterparties and incorporates this information into its credit risk controls.

a) Credit risk management

i) Credit risk rating

The Group assesses and manages credit risk of financial assets based on following categories arrived on the basis of assumptions, inputs and factors specific to the class of financial assets.

A: Low credit risk on financial reporting date

B: Moderate credit risk

C: High credit risk

The Group provides for expected credit loss based on the following:

Asset group	Basis of categorisation	Provision for expected credit loss
Low credit risk	Cash and cash equivalents, other bank balances, loans, investment, trade receivable and other financial assets	12 month expected credit loss

Based on business environment in which the Group operates, there have been no defaults on financial assets of the Group by the counterparties. Loss rates reflecting defaults are based on actual credit loss experience and considering differences between current and historical economic conditions.

Assets are written off when there is no reasonable expectation of recovery, such as a debtor declaring bankruptcy or a litigation decided against the Group. The Group continues to engage with parties whose balances are written off and attempts to enforce repayment. There have been no cases of write off with the Group.

In Rs million unless otherwise stated

Credit rating	Particulars	31 March 2024	31 March 2023
A: Low credit risk	Cash and cash equivalents, other bank balances, loans, investment, trade receivable and other financial assets	22,163.50	27,827.47

**ACME Solar Holdings Limited (formerly known as ACME Solar Holdings Private Limited)**

CIN - U40106HR2015PLC102129

Notes to Consolidated Financial Statements for the year ended 31 March 2024

**b) Credit risk exposure**

**(i) Provision for expected credit losses**

The Group provides for 12 month expected credit losses for following financial assets –

**31 March 2024**

**In Rs million unless otherwise stated**

Particulars	Estimated gross carrying amount at default	Expected credit losses	Carrying amount net of provision
Cash and cash equivalents	3,088.55	-	3,088.55
Other bank balances	10,057.16	-	10,057.16
Trade receivables	4,214.77	5.92	4,208.85
Loans	1,168.02	-	1,168.02
Investment	1,498.68	-	1,498.68
Other financial assets	2,136.32	-	2,136.32

**31 March 2023**

**In Rs million unless otherwise stated**

Particulars	Estimated gross carrying amount at default	Expected credit losses	Carrying amount net of provision
Cash and cash equivalents	5,474.49	-	5,474.49
Other bank balances	7,910.09	-	7,910.09
Trade receivables	7,004.14	11.17	6,992.97
Loans	3,439.39	-	3,439.39
Investment	226.67	-	226.67
Other financial assets	3,772.69	-	3,772.69

The credit risk for cash and cash equivalents and other bank balances is considered negligible, since the counterparties are reputable banks with high quality external credit ratings. Loan is given to related parties within the Group. Accordingly, credit risk for loan is considered negligible.

Group's major trade receivables and other receivables as at 31 March 2024 amounting to Rs 4623.78 million (31 March 2023: Rs 8,064.79 million) are with government owned counterparties.

Therefore, these receivables are considered high quality and accordingly, no life time expected credit losses are recognised on such receivables based on simplified approach.

**(B) Liquidity risk**

Liquidity risk is the risk that the Group will encounter difficulty in meeting the obligations associated with its financial liabilities that are settled by delivering cash or another financial asset. The Group's approach to managing liquidity is to ensure as far as possible, that it will have sufficient liquidity to meet its liabilities when they are due.

Management monitors rolling forecasts of the Group's liquidity position and cash and cash equivalents on the basis of expected cash flows. The Group takes into account the liquidity of the market in which the entity operates.

**Financing arrangement**

The Group had access to the following undrawn borrowing facilities at the end of the reporting period:

**In Rs million unless otherwise stated**

Particulars	31 March 2024	31 March 2023
Long-term borrowings	57,293.70	49,792.55

**Maturities of financial liabilities**

The tables below analyse the Group's financial liabilities into relevant maturity groupings based on their contractual maturities.

**In Rs million unless otherwise stated**

31 March 2024	On demand	Less than 1 year	1 - 5 years	More than 5 years	Total
<b>Non-derivatives</b>					
Borrowings (including interest)	451.97	9,045.15	34,434.43	71,996.21	1,15,927.76
Non convertible debenture (including interest)	-	4,995.92	28,116.87	-	33,112.79
Capital creditors	-	5,393.86	-	-	5,393.86
Trade payables	-	737.58	-	-	737.58
Other financial liabilities	-	865.71	-	-	865.71
Deferred duty liability	-	-	-	10,407.41	10,407.41
Lease liabilities (refer note 5)	-	278.98	1,205.27	7,530.23	9,014.48
<b>Total</b>	<b>451.97</b>	<b>21,317.20</b>	<b>63,756.57</b>	<b>89,933.85</b>	<b>1,75,459.59</b>



ACME Solar Holdings Limited (formerly known as ACME Solar Holdings Private Limited)

CIN - U40106HR2015PLC102129

Notes to Consolidated Financial Statements for the year ended 31 March 2024

In Rs million unless otherwise stated

31 March 2023	On demand	Less than 1 year	1 - 5 years	More than 5 years	Total
<b>Non-derivatives</b>					
Borrowings (including interest)	15.44	10,748.00	36,425.59	74,634.34	1,21,823.37
Non convertible debenture (including interest)	-	4,419.26	32,590.30	-	37,009.56
Capital creditors	-	1,224.79	-	-	1,224.79
Trade payables	-	621.10	-	-	621.10
Other financial liabilities	-	1,051.75	-	-	1,051.75
Deferred duty liability	-	-	-	4,338.70	4,338.70
Lease liabilities (refer note 5)	-	306.68	1,344.80	8,886.94	10,538.42
<b>Total</b>	<b>15.44</b>	<b>18,371.58</b>	<b>70,360.69</b>	<b>87,859.98</b>	<b>1,76,607.69</b>

The gross outflows disclosed in the above table represent the contractual undiscounted cash flows relating to financial liabilities held for risk management purposes and which are not usually closed out before contractual maturity.

(C) Market risk

a) Foreign exchange risk

The Company does not have any foreign exchange risk as there are no foreign currency transactions.

b) Interest rate risk

i) Liabilities

The Group's policy is to minimise interest rate cash flow risk exposures on long-term financing. At 31 March 2023, the Group is exposed to changes in market interest rates through bank borrowings at variable interest rates.

*Interest rate risk exposure*

Below is the overall exposure of the Group to interest rate risk:

In Rs million unless otherwise stated

Particulars	31 March 2024	31 March 2023
Variable rate borrowing	56,280.71	59,430.80
Fixed rate borrowing	25,433.95	27,127.25
<b>Total borrowings</b>	<b>81,714.66</b>	<b>86,558.05</b>

*Sensitivity*

Below is the sensitivity of profit or loss and equity changes in interest rates.

Particulars	31 March 2024	31 March 2023
<b>Interest sensitivity*</b>		
Interest rates – increase by 100 basis points (31 March 2023: 100 basis points)	562.81	594.31
Interest rates – decrease by 100 basis points (31 March 2023: 100 basis points)	(562.81)	(594.31)

\* Holding all other variables constant

ii) Assets

The Group's fixed deposits are carried at amortised cost and are fixed rate deposits. They are therefore not subject to interest rate risk as defined in Ind AS 107, since neither the carrying amount nor the future cash flows will fluctuate because of a change in market interest rates.

*Interest rate risk exposure*

Below is the overall exposure of the deposits:

In Rs million unless otherwise stated

Particulars	31 March 2024	31 March 2023
Fixed rate deposits	10,747.69	10,828.60
<b>Total deposits</b>	<b>10,747.69</b>	<b>10,828.60</b>

**ACME Solar Holdings Limited (formerly known as ACME Solar Holdings Private Limited)**

CIN - U40106HR2015PLC102129

**Notes to Consolidated Financial Statements for the year ended 31 March 2024****c) Price risk**

The Group does not have any other price risk than interest rate risk and foreign currency risk as disclosed above.

**Capital management**

For the purpose of the Group's capital management, capital includes issued equity capital, share premium and all other equity reserves attributable to the equity holders of the parent. The primary objective of the Group's capital management is to maximise the shareholder value.

The Group manages its capital structure and makes adjustments in light of changes in economic conditions and the requirements of the financial covenants. To maintain or adjust the capital structure, the Group may adjust the dividend payment to shareholders, return capital to shareholders or issue new shares. The Group monitors capital using a gearing ratio, which is net debt divided by total capital plus net debt. The Group's policy is to keep an optimum gearing ratio. The Group includes within net debt, interest bearing loans and borrowings, trade payables, less cash and cash equivalents.

<b>Particulars</b>	<b>In Rs million unless otherwise stated</b>	
	<b>31 March 2024</b>	<b>31 March 2023</b>
Borrowings*	82,166.63	86,573.49
Trade payables	737.58	621.10
Lease liabilities*	3,187.55	3,562.02
Other financial liabilities*	6,718.84	2,403.39
Less: Cash and cash equivalents (refer note 16)	(3,088.55)	(5,474.49)
<b>Net debt</b>	<b>89,722.05</b>	<b>87,685.51</b>
Equity**	25,912.98	19,005.63
Total equity	<b>25,912.98</b>	<b>19,005.63</b>
<b>Capital and net debt</b>	<b>1,15,635.03</b>	<b>1,06,691.14</b>
<b>Gearing ratio (%)</b>	<b>77.59%</b>	<b>82.19%</b>

\*Represent current and non-current portion

\*\*Compulsorily convertible debentures of Rs 6,500 million (31 March 2023: Rs. 6,500 million) held by Group's Holding Company, has been considered as equity for the purpose of calculation of gearing ratio.

In order to achieve this overall objective, the Group's capital management, amongst other things, aims to ensure that it meets financial covenants and attached to the interest bearing loans and borrowings that define capital structure requirements. Breaches in meeting the financial covenants would permit the bank to immediately call loans and borrowings.

*(This space has been intentionally left blank)*

## 42 Related parties

### I List of related parties as per the requirements of Ind-AS 24 - Related Party Disclosures

#### Ultimate Holding Company

MKU Holdings Private Limited

#### Holding Company

ACME Cleantech Solutions Private Limited

#### Companies where Ultimate Holding Company exercises control

VRS Infotech Private Limited

#### Fellow Subsidiaries

Sunworld Innovations Private Limited

Mahisagar Power Private Limited

Banola Power Private Limited

Yogesh Power Private Limited

Moolchand Industrial Estates Private Limited

Dubey Energy Private Limited

Muthusamy Power Private Limited

Indigenous Power Private Limited

Sanchaya Power Private Limited

Midastouch Power Private Limited

Saibliss Power Private Limited

Renewable Greentech Solitaire India Pvt Ltd

ACME Green Hydrogen and Chemicals Private Limited

ACME Sun Power Private Limited (from 18 September 2023)

ACME Surya Power Private Limited (from 18 September 2023)

Acme Solartech Private Limited (from 18 September 2023)

Acme Surya Energy Private Limited (from 18 September 2023)

ACME Urja One Private Limited (formerly known as ACME Barmer Solar Private Limited) (from 18 May 2023)

ACME Urja Two Private Limited (formerly known as ACME Pushkar Solar Private Limited) (from 28 July 2023)

#### Key Management Personnel and directors

Manoj Kumar Upadhyay (Chairman and Managing Director)

Rajesh Sodhi (Company Secretary)

#### Whole time directors

Shashi Shekhar

#### Non executive directors

Atul Sabharwal

Venkatraman Krishnan

*(This space has been intentionally left blank)*

ACME Solar Holdings Limited (formerly known as ACME Solar Holdings Private Limited)

CIN - U40106DL2015PTC337832

Notes to Consolidated Financial Statements for the year ended 31 March 2024

II Transactions with related parties and outstanding balances

In Rs million unless otherwise stated

S. No.	Particular	For the year ended 31 March 2024	For the year ended 31 March 2023	For the year ended 31 March 2024	For the year ended 31 March 2023	For the year ended 31 March 2024	For the year ended 31 March 2023
(A)	Transaction with related parties^	Holding Company	Holding Company	Key management personnel	Key management personnel	Others	Others
1	<b>Purchase of goods and services from</b>						
	ACME Cleantech Solutions Private Limited	14,490.12	7,738.28	-	-	-	-
	MKU Holdings Private Limited	508.72	-	-	-	-	-
	SMSW Lab & Research Centre LLP	-	-	-	-	-	0.51
2	<b>Sale of goods and services to</b>						
	ACME Cleantech Solutions Private Limited	170.87	30.86	-	-	-	-
3	<b>Reimbursement expenses borne by</b>						
	ACME Cleantech Solutions Private Limited	416.97	39.38	-	-	-	-
	Banola Power Private Limited	-	-	-	-	0.08	0.07
	Yogesh Power Private Limited	-	-	-	-	0.07	0.07
	Mahisagar Power Private Limited	-	-	-	-	0.06	0.05
	Moolchand Industrial Estates Private Limited	-	-	-	-	-	1.12
	Sunworld Innovations pvt. Ltd.	-	-	-	-	0.07	0.07
	Dubey Energy Private Limited	-	-	-	-	0.07	0.07
	Sanchaya Power Private Limited	-	-	-	-	0.01	-
	Indigenous Power Private Limited	-	-	-	-	0.01	-
	Midastouch Power Private Limited	-	-	-	-	0.01	-
4	<b>Expenses made on behalf of</b>						
	ACME Cleantech Solutions Private Limited	39.60	-	-	-	-	-
	ACME Green Hydrogen and Chemicals Private Limited	-	-	-	-	0.07	1.77
	Renewable Greentech Solitaire India Pvt Ltd	-	-	-	-	-	0.01
5	<b>Project management service income</b>						
	ACME Cleantech Solutions Private Limited	-	210.00	-	-	-	-
6	<b>Interest income on loan given</b>						
	ACME Cleantech Solutions Private Limited	299.85	42.16	-	-	-	-
7	<b>Interest expense on loan taken</b>						
	ACME Cleantech Solutions Private Limited	-	21.97	-	-	-	-
8	<b>Operation and maintenance services taken from</b>						
	ACME Cleantech Solutions Private Limited	549.83	518.30	-	-	-	-
9	<b>Repayment of loan given</b>						
	ACME Cleantech Solutions Private Limited	5,129.90	5,526.14	-	-	-	-
10	<b>Receipt of borrowings</b>						
	ACME Cleantech Solutions Private Limited	593.96	3,810.41	-	-	-	-
11	<b>Repayment of borrowing taken from</b>						
	ACME Cleantech Solutions Private Limited	157.43	50.13	-	-	-	-
12	<b>Loan given</b>						
	ACME Cleantech Solutions Private Limited	3,295.00	1,829.13	-	-	-	-

ACME Solar Holdings Limited (formerly known as ACME Solar Holdings Private Limited)

CIN - U40106DL2015PTC337832

Notes to Consolidated Financial Statements for the year ended 31 March 2024

In Rs million unless otherwise stated

S. No.	Particular	For the year ended 31 March 2024	For the year ended 31 March 2023	For the year ended 31 March 2024	For the year ended 31 March 2023	For the year ended 31 March 2024	For the year ended 31 March 2023
(A)	Transaction with related parties^	Holding Company	Holding Company	Key management personnel	Key management personnel	Others	Others
13	<b>Remuneration paid to Key management personnel</b>						
	Short term employee benefits*	-	-	-	-	-	-
	Shashi Shekhar	-	-	11.74	12.27	-	-
	Manoj Kumar Upadhyay	-	-	-	-	-	-
	Rajesh Sodhi	-	-	6.41	5.70	-	-
14	<b>Sitting fees paid</b>						
	Atul Sabharwal	-	-	0.18	0.18	-	-
	Venkatraman Krishnan	-	-	-	0.06	-	-

\*This does not include post retirement benefit and other long term retiral benefits given to the employee.

In Rs million unless otherwise stated

S. No.	Particular	As at 31 March 2024	As at 31 March 2023	As at 31 March 2024	As at 31 March 2023	As at 31 March 2024	As at 31 March 2023
(B)	Outstanding balances	Holding Company	Holding Company	Key management personnel	Key management personnel	Others	Others
1	<b>Trade payables</b>						
	Mku Holding Private Limited	153.26	-	-	-	-	-
	ACME Cleantech Solutions Private Limited	125.48	66.36	-	-	-	-
	SMSW Lab & Research Centre LLP	-	-	-	-	-	0.51
	Sanchaya Power Private Limited	-	-	-	-	0.01	-
	Saibliss Power Private Limited	-	-	-	-	0.01	-
	Indigenous Power Private Limited	-	-	-	-	-	-
2	<b>Trade Receivable#</b>						
	ACME Cleantech Solutions Private Limited	-	68.01	-	-	-	-
3	<b>Borrowings taken</b>						
	ACME Cleantech Solutions Private Limited	451.97	15.44	-	-	-	-
4	<b>Loan given</b>						
	ACME Cleantech Solutions Private Limited	1,168.02	3,340.03	-	-	-	-
5	<b>Interest accrued on loans</b>						
	ACME Cleantech Solutions Private Limited	124.24	99.36	-	-	-	-
6	<b>Corporate guarantee given by related parties with respect to borrowings</b>						
	ACME Cleantech Solutions Private Limited	41,975.00	41,415.50	-	-	-	-
	Banola Power Private Limited, Mahisagar Power Private Limited, Sunworld Innovations Private Limited, Saibliss Power Private Limited and Yogesh Power Private Limited jointly	-	-	-	-	3,298.05	3,877.89
	Dubey Energy Private Limited and Midastouch Power Private Limited Jointly	-	-	-	-	1,998.22	2,347.56
	Sanchaya Power Private Limited and Indigenous Power Private Limited	-	-	-	-	1,339.74	1,568.01

ACME Solar Holdings Limited (formerly known as ACME Solar Holdings Private Limited)

CIN - U40106DL2015PTC337832

Notes to Consolidated Financial Statements for the year ended 31 March 2024

In Rs million unless otherwise stated							
S. No.	Particular	As at 31 March 2024	As at 31 March 2023	As at 31 March 2024	As at 31 March 2023	As at 31 March 2024	As at 31 March 2023
(B)	Outstanding balances	Holding Company	Holding Company	Key management personnel	Key management personnel	Others	Others
<b>6</b>	<b>Capital advance</b>						
	ACME Cleantech Solutions Private Limited	2,298.66	1,594.01	-	-	-	-
<b>7</b>	<b>Payable to capital creditor</b>						
	ACME Cleantech Solutions Private Limited	5,390.44	1,220.34	-	-	-	-
<b>8</b>	<b>Related party payable</b>						
	ACME Cleantech Solutions Private Limited	304.00	298.09	-	-	-	-
	Banola Power Private Limited	-	-	-	-	0.09	0.02
	Mahisagar Power Private Limited	-	-	-	-	0.07	0.01
	Yogesh Power Private Limited	-	-	-	-	0.09	0.02
	Moolchand Industrial Estates Private Limited	-	-	-	-	-	0.66
	Dubey Energy Private Limited	-	-	-	-	0.09	0.02
	VRS Infotech Private Limited	-	-	-	-	-	0.83
	Sunworld Innovations Private Limited	-	-	-	-	0.28	0.21
	Saibliss Power Private Limited	-	-	-	-	0.01	-
	Sanchaya Power Private Limited	-	-	-	-	0.01	-
	Indigenous Power Private Limited	-	-	-	-	0.01	-
	Midastouch Power Private Limited	-	-	-	-	0.01	-
<b>9</b>	<b>Related party recoverable#</b>						
	ACME Cleantech Solutions Private Limited	1,299.34	1,761.67	-	-	-	-
	ACME Green Hydrogen and Chemicals Private Limited	-	-	-	-	1.84	1.77
	Renewable Greentech Solitaire India Pvt Ltd	-	-	-	-	-	0.01
	ACME Urja One Private Limited	-	-	-	-	3.56	-
	ACME Urja Two Private Limited	-	-	-	-	0.02	-
	ACME Surya Power Private Limited	-	-	-	-	0.02	-
	Acme Solartech Private Limited	-	-	-	-	-	-
	Acme Surya Energy Private Limited	-	-	-	-	-	-
	ACME Sun Power Private Limited	-	-	-	-	0.01	-
						-	
<b>10</b>	<b>Compulsorily convertible debentures</b>						
	ACME Cleantech Solutions Private Limited	6,500.00	6,500.00	-	-	-	-
<b>11</b>	<b>Advance recoverable in cash or kind</b>						
	ACME Cleantech Solutions Private Limited	9,619.46	-	-	-	-	-
<b>12</b>	<b>Guarantees issued by Group</b>						
	ACME Cleantech Solutions Private Limited	3,720.81	3,174.60	-	-	-	-

^ The transactions with related parties are made on terms equivalent to those that prevail in arm's length transactions.

# The Company has not recorded any impairment of receivables relating to amounts owed by related parties. This assessment is undertaken at each reporting period.

43 Term of borrowings

S. No.	Nature of loan	Co Name	Lender	Nature of securities	Interest rate	Tenure of repayment	Prepayment of loan amount
1	Term loan	ACME Jaisalmer Solar Power Private limited	Indian Renewable Energy Development Agency Limited	<p>1. First pari passu charge on all the movable assets as well as immovable properties</p> <p>2. First pari passu assignment by way of security interest /charge on:</p> <p>i. all the rights, titles, interests, benefits, claims and demand whatsoever of the Borrower under the Project related documents (duly acknowledged and consented to; by the relevant counter- parties to such Project related documents, as applicable) including but not limited to licenses, permits, approvals and consents, current and future.</p> <p>ii. all the rights, titles, interests, benefits, claims and demand whatsoever of the Borrower in Insurance contracts/policies procured by the Borrower or procured by any of its contractors favouring the Borrower for the Project, current and future.</p> <p>iii. all the rights, titles, interests, benefits, claims and demands whatsoever of the Borrower in any guarantees, liquidated damages, letter of credit or performance bonds that may be provided by any counter-party under any Project Document in favour of the Borrower current and future.</p> <p>3. First pari passu charge on book debts, operating cash flows, receivables, commissions, revenue of whatsoever nature and wherever arising, present and future, of the Borrower, pertaining to the Project.</p> <p>4. First pari passu charge on intangible assets of the Borrower.</p> <p>5. First pari passu charge on all the bank accounts of the Borrower</p> <p>6. Share Pledge by the Promoter to the extent of 51% of the paid-up equity share capital (free from all restrictive covenants, lien or other encumbrance under any contract, arrangement or agreement including but not limited to any shareholders agreement (if any)) of the Borrower in demat form; together with all accretions thereon.</p> <p>7. Corporate Guarantee of</p> <p>i. Acme Cleantech Solutions Private Limited till perfection of entire security</p> <p>ii. M/s Indigenous Power Pvt Ltd &amp; M/s Sanchaya Power Pvt Ltd. Till perfection of mortgage of Borrower's immovable properties (owned and/or leased)</p> <p>8. Mortgage on entire land related to the Project as certified by the LIE.</p> <p>9. Charge/assignment by way of security interest of unsecured loan, infused by the promoter, if any.</p> <p>10. Pledge of 51% of CCDs infused by Promoter in the Borrower backed by a POA</p>	Term Loan, Additional loan: 9.15% p.a.	<p>A) IREDA Term loan Facility (Rs. 120.22 Cr.) shall have tenure of maximum of 13.75 years from the date of first disbursement to be paid in 55 structured quarterly instalments (last instalment being not later than September 30, 2036) as per the indicative Repayment Schedule detailed in Annexure 8.</p> <p>B) Additional Term loan facility (Rs. 23.0 Cr.) shall have tenure of maximum 13.75 years from the date of first disbursement to be paid in 55 structured quarterly instalments (last instalment being not later than September, 30, 2036 as per indicative Repayment schedule detailed in Annexure 8)</p> <p>The principal amount of the Facility shall be payable on a quarterly basis and the interest payment shall be on monthly basis.</p>	<p>The Borrower shall have an option to prepay all outstanding amounts under the Facility without any prepayment premium in each of the following cases:</p> <ul style="list-style-type: none"> <li>On exercise of put option by Lender;</li> <li>If the prepayment is effected at the instance of Lender(s), including exercise of Mandatory Cash Sweep clause;</li> <li>On prepayment called for by Lender(s) on occurrence of Event of Default</li> </ul> <p>In the event of prepayment, following prepayment premium shall be applicable</p> <ul style="list-style-type: none"> <li>On every interest reset date: Nil</li> <li>On any other date other than above: 2%</li> </ul> <p>The borrower shall have an option to prepay all outstanding amounts under the facility with 60 days of prior notice, within 90 days of interest reset date as per above mentioned details.</p>
2	Term loan	Dayanidhi Solar Power Private limited	Indian Renewable Energy Development Agency Limited	<p>1. First pari passu charge on all the movable assets as well as immovable properties</p> <p>2. First pari passu assignment by way of security interest /charge on:</p> <p>i. all the rights, titles, interests, benefits, claims and demand whatsoever of the Borrower under the Project related documents (duly acknowledged and consented to; by the relevant counter- parties to such Project related documents, as applicable) including but not limited to licenses, permits, approvals and consents, current and future.</p> <p>ii. all the rights, titles, interests, benefits, claims and demand whatsoever of the Borrower in Insurance contracts/policies procured by the Borrower or procured by any of its contractors favouring the Borrower for the Project, current and future.</p> <p>iii. all the rights, titles, interests, benefits, claims and demands whatsoever of the Borrower in any guarantees, liquidated damages, letter of credit or performance bonds that may be provided by any counter-party under any Project Document in favour of the Borrower current and future.</p> <p>3. First pari passu charge on book debts, operating cash flows, receivables, commissions, revenue of whatsoever nature and wherever arising, present and future, of the Borrower, pertaining to the Project.</p> <p>4. First pari passu charge on intangible assets of the Borrower.</p> <p>5. First pari passu charge on all the bank accounts of the Borrower</p> <p>6. Share Pledge by the Promoter to the extent of 51% of the paid-up equity share capital (free from all restrictive covenants, lien or other encumbrance under any contract, arrangement or agreement including but not limited to any shareholders agreement (if any)) of the Borrower in demat form; together with all accretions thereon.</p> <p>7. Corporate Guarantee of Acme Cleantech Solutions Private Limited till perfection of entire security</p> <p>8. Mortgage on entire land related to the Project as certified by the LIE.</p> <p>9. Charge/assignment by way of security interest of unsecured loan, infused by the promoter, if any.</p> <p>10. Pledge of 51% of CCDs infused by Promoter in the Borrower backed by a POA</p>	Term Loan, Additional loan: 9.15% p.a.	<p>A) IREDA Term loan Facility (Rs. 243.08 Cr.) shall have tenure of maximum of 13.75 years from the date of first disbursement to be paid in 55 structured quarterly instalments (last instalment being not later than September 30, 2036) as per the indicative Repayment Schedule detailed in Annexure 8.</p> <p>B) Additional Term loan facility (Rs. 45.11 Cr.) shall have tenure of maximum 13.75 years from the date of first disbursement to be paid in 55 structured quarterly instalments (last instalment being not later than September, 30, 2036 as per indicative Repayment schedule detailed in Annexure 8).</p> <p>The principal amount of the Facility shall be payable on a quarterly basis and the interest payment shall be on monthly basis.</p>	<p>The Borrower shall have an option to prepay all outstanding amounts under the Facility without any prepayment premium in each of the following cases:</p> <ul style="list-style-type: none"> <li>On exercise of put option by Lender;</li> <li>If the prepayment is effected at the instance of Lender(s), including exercise of Mandatory Cash Sweep clause;</li> <li>On prepayment called for by Lender(s) on occurrence of Event of Default</li> </ul> <p>In the event of prepayment, following prepayment premium shall be applicable</p> <ul style="list-style-type: none"> <li>On every interest reset date: Nil</li> <li>On any other date other than above: 2%</li> </ul> <p>The borrower shall have an option to prepay all outstanding amounts under the facility with 60 days of prior notice, within 90 days of interest reset date as per above mentioned details.</p>

ACME Solar Holdings Limited (formerly known as ACME Solar Holdings Private Limited)  
CIN - U40106HR2015PLC102129  
Notes to Consolidated Financial Statements for the year ended 31 March 2024

3	Term loan	Niranjana Solar Energy Private Limited	Indian Renewable Energy Development Agency Limited	<p>1. First pari passu charge on all the movable assets as well as immovable properties</p> <p>2. First pari passu assignment by way of security interest /charge on:</p> <p>i. all the rights, titles, interests, benefits, claims and demand whatsoever of the Borrower under the Project related documents (duly acknowledged and consented to; by the relevant counter- parties to such Project related documents, as applicable) including but not limited to licenses, permits, approvals and consents, current and future.</p> <p>ii. all the rights, titles, interests, benefits, claims and demand whatsoever of the Borrower in Insurance contracts/policies procured by the Borrower or procured by any of its contractors favouring the Borrower for the Project, current and future.</p> <p>iii. all the rights, titles, interests, benefits, claims and demands- whatsoever of the Borrower in any guarantees, liquidated damages, letter of credit or performance bonds that may be provided by any counter-party under any Project Document in favour of the Borrower current and future.</p> <p>3. First pari passu charge on book debts, operating cash flows, receivables, commissions, revenue of whatsoever nature and wherever arising, present and future, of the Borrower, pertaining to the Project.</p> <p>4. First pari passu charge on intangible assets of the Borrower.</p> <p>5. First pari passu charge on all the bank accounts of the Borrower</p> <p>6. Share Pledge by the Promoter to the extent of 51% of the paid-up equity share capital (free from all restrictive covenants, lien or other encumbrance under any contract, arrangement or agreement including but not limited to any shareholders agreement (if any)) of the Borrower in demat form; together with all accretions thereon.</p> <p>7. Corporate Guarantee of Acme Cleantech Solutions Private Limited till perfection of entire security</p> <p>8. Mortgage on entire land related to the Project as certified by the LIE.</p> <p>9. Charge/assignment by way of security interest of unsecured loan, infused by the promoter, if any.</p> <p>10. Pledge of 51% of CCDs infused by Promoter in the Borrower backed by a POA</p>	Term Loan, Additional loan: 9.15% p.a.	<p>A) IREDA Term loan Facility (Rs. 120.34 Cr.) shall have tenure of maximum of 13.75 years from the date of first disbursement to be paid in 55 structured quarterly instalments (last instalment being not later than September 30, 2036) as per the indicative Repayment Schedule detailed in Annexure 8.</p> <p>B) Additional Term loan facility (Rs. 18.6 Cr.) shall have tenure of maximum 13.75 years from the date of first disbursement to be paid in 55 structured quarterly instalments (last instalment being not later than September, 30, 2036 as per indicative Repayment schedule detailed in Annexure 8)</p> <p>The principal amount of the Facility shall be payable on a quarterly basis and the interest payment shall be on monthly basis.</p>	<p>The Borrower shall have an option to prepay all outstanding amounts under the Facility without any prepayment premium in each of the following cases:</p> <ul style="list-style-type: none"> <li>• On exercise of put option by Lender;</li> <li>• If the prepayment is effected at the instance of Lender(s), including exercise of Mandatory Cash Sweep clause;</li> <li>• On prepayment called for by Lender(s) on occurrence of Event of Default</li> </ul> <p>In the event of prepayment, following prepayment premium shall be applicable</p> <ul style="list-style-type: none"> <li>• On every interest reset date: Nil</li> <li>• On any other date other than above: 2%</li> </ul> <p>The borrower shall have an option to prepay all outstanding amounts under the facility with 60 days of prior notice, within 90 days of interest reset date as per above mentioned details.</p>
4	Term loan	Aarohi Solar Private Limited	Indian Renewable Energy Development Agency Limited	<p>1. First pari passu charge on all the movable assets as well as immovable properties</p> <p>2. First pari passu assignment by way of security interest /charge on:</p> <p>i. all the rights, titles, interests, benefits, claims and demand whatsoever of the Borrower under the Project related documents (duly acknowledged and consented to; by the relevant counter- parties to such Project related documents, as applicable) including but not limited to licenses, permits, approvals and consents, current and future.</p> <p>ii. all the rights, titles, interests, benefits, claims and demand whatsoever of the Borrower in Insurance contracts/policies procured by the Borrower or procured by any of its contractors favouring the Borrower for the Project, current and future.</p> <p>iii. all the rights, titles, interests, benefits, claims and demands- whatsoever of the Borrower in any guarantees, liquidated damages, letter of credit or performance bonds that may be provided by any counter-party under any Project Document in favour of the Borrower current and future.</p> <p>3. First pari passu charge on book debts, operating cash flows, receivables, commissions, revenue of whatsoever nature and wherever arising, present and future, of the Borrower, pertaining to the Project.</p> <p>4. First pari passu charge on intangible assets of the Borrower.</p> <p>5. First pari passu charge on all the bank accounts of the Borrower</p> <p>6. Share Pledge by the Promoter to the extent of 51% of the paid-up equity share capital (free from all restrictive covenants, lien or other encumbrance under any contract, arrangement or agreement including but not limited to any shareholders agreement (if any)) of the Borrower in demat form; together with all accretions thereon.</p> <p>7. Corporate Guarantee of</p> <p>i. Acme Cleantech Solutions Private Limited till perfection of entire security</p> <p>ii. M/s Sunworld Innovations Pvt Ltd, M/s Yogesh Power Pvt Ltd, M/s Mahisagar Power Pvt Ltd, M/s Saibhiss Power Pvt Ltd and M/s Banola Power Pvt Ltd. Till perfection of mortgage of Borrower's immovable properties (owned and/or leased)</p> <p>8. Mortgage on entire land related to the Project as certified by the LIE.</p> <p>9. Charge/assignment by way of security interest of unsecured loan, infused by the promoter, if any.</p> <p>10. Pledge of 51% of CCDs infused by Promoter in the Borrower backed by a POA</p>	Term Loan, Additional loan: 9.15% p.a.	<p>A) IREDA Term loan Facility (Rs. 316.78 Cr.) shall have tenure of maximum of 13.75 years from the date of first disbursement to be paid in 55 structured quarterly instalments (last instalment being not later than September 30, 2036) as per the indicative Repayment Schedule detailed in Annexure 8.</p> <p>B) Additional Term loan facility (Rs. 35.0 Cr.) shall have tenure of maximum 14.75 years from the date of first disbursement to be paid in 59 structured quarterly instalments (last instalment being not later than September, 30, 2037 as per indicative Repayment schedule detailed in Annexure 8)</p> <p>The principal amount of the Facility shall be payable on a quarterly basis and the interest payment shall be on monthly basis.</p>	<p>The Borrower shall have an option to prepay all outstanding amounts under the Facility without any prepayment premium in each of the following cases:</p> <ul style="list-style-type: none"> <li>• On exercise of put option by Lender;</li> <li>• If the prepayment is effected at the instance of Lender(s), including exercise of Mandatory Cash Sweep clause;</li> <li>• On prepayment called for by Lender(s) on occurrence of Event of Default</li> </ul> <p>In the event of prepayment, following prepayment premium shall be applicable</p> <ul style="list-style-type: none"> <li>• On every interest reset date: Nil</li> <li>• On any other date other than above: 2%</li> </ul> <p>The borrower shall have an option to prepay all outstanding amounts under the facility with 60 days of prior notice, within 90 days of interest reset date as per above mentioned details.</p>



ACME Solar Holdings Limited (formerly known as ACME Solar Holdings Private Limited)

CIN - U40106HR2015PLC102129

Notes to Consolidated Financial Statements for the year ended 31 March 2024

5	Term loan	Dayakara Solar Power Private Limited	Power Finance Corporation Limited	<p>Primary security: Term loans from lender are secured</p> <ol style="list-style-type: none"> <li>1. First charge on all the tangible moveable assets pertaining to the project.</li> <li>2. First charge by way of hypothecation on all the current assets like book debts, operating cash flows, receivables, commissions, revenue of whatsoever nature, bank accounts.</li> <li>3. First charge on all the intangible assets.</li> <li>4. Pledge of 76% equity share capital and 76% compulsory convertible debentures</li> <li>5. Co-obligor: Grahati Solar Energy Private Limited</li> </ol>	9.85 % - 10% p.a	Loan shall be paid in 70 structured quarterly instalments commencing from 15 April 2018 and last instalment shall fall due on 15 July 2035.	The Borrower shall not prepay all or any portion of the Loan, in part or in full during the entire tenure of the Loan, unless so required by the Lender. The prepayment of the Loan shall be at the sole discretion of the Lender, subject to such condition, including the payment of such premium (plus applicable Taxes) as per the PFC policy on prepayment, applicable from time to time.
6	Term loan	Grahati Solar energy Private Limited	Power Finance Corporation Limited	<p>Primary security: Term loans from lender are secured</p> <ol style="list-style-type: none"> <li>1. First charge by way of mortgage and charge over immovable properties both present and future pertaining to the project.</li> <li>2. First charge on all the tangible moveable assets pertaining to the project.</li> <li>3. First charge by way of hypothecation on all the current assets like book debts, operating cash flows, receivables, commissions, revenue of whatsoever nature, bank accounts.</li> <li>4. First charge on all the intangible assets.</li> <li>5. Pledge of 100% equity share capital and 100% compulsory convertible debentures</li> <li>6. Corporate Guarantee: Acme Cleantech Solutions Private Limited</li> <li>7. Co-obligor: Dayakara Solar Power Private Limited</li> </ol>	9.85% - 10% p.a	Loan shall be paid in 70 structured quarterly instalments commencing from 15 April 2018 and last instalment shall fall due on 15 July 2035.	The Borrower shall not prepay all or any portion of the Loan, in part or in full during the entire tenure of the Loan, unless so required by the Lender. The prepayment of the Loan shall be at the sole discretion of the Lender, subject to such condition, including the payment of such premium (plus applicable Taxes) as per the PFC policy on prepayment, applicable from time to time.
7	Term loan	ACME Solar Rooftop Systems Private Limited	Indian Renewable Energy Development Agency Limited	<p>Primary security: Term loans from lender are secured</p> <ol style="list-style-type: none"> <li>1. Mortgage of immovable properties</li> <li>2. Hypothecation of movable assets</li> <li>3. Corporate Guarantee of ACME Cleantech Solutions Pvt Ltd. It shall be released subject to achievement of the following conditions <ol style="list-style-type: none"> <li>(a) Buildup of DSRM from project revenue; and</li> <li>(b) Achievement of power generation of minimum 49.94 MU for minimum full 1 year from COD</li> </ol> </li> </ol>	Effective interest rate is 9.40% p.a	Loan shall be paid in 60 structured quarterly instalments commencing from 30th June 2017 and last instalment on 31st March 2032. The Company had availed moratorium on principal repayment due on 31 March 2020. Lenders had agreed to extend the repayment schedule by 1 quarter. Accordingly last installment has got extended to 30 June 2032.	Any prepayment of the Rupee loan shall be made with prior permission and at the sole discretion of lender and on terms & condition, including stipulation as to payment of prepayment premium and prepayment penalty, as per the prevailing loan policy circular of IREDA.
8	Term loan	ACME Solar Power Technology Private Limited	Power Finance Corporation Limited	<p>Primary security: Term loans from lender are secured</p> <ol style="list-style-type: none"> <li>1. by first charge by way of mortgage over all borrower's immovable properties, both present and future.</li> <li>2. by first charge by way of hypothecation of all the moveable properties and assets, and all other movable assets, both present and future, of the borrower.</li> <li>3. by first charge on operating cash flows, book debts, receivables of the borrower.</li> <li>4. First charge on all bank accounts of the borrower.</li> <li>5. Assignment in favour of the Lender, all the rights, titles, interests, benefits, claims and demands whatsoever of the Borrower: <ol style="list-style-type: none"> <li>a. in the Project Documents / contracts duly acknowledged and consented to by the relevant counter-parties to such Project Documents</li> <li>b. in the Clearances relating to the Project</li> <li>c. in any letter of credit, guarantee, performance bond, corporate guarantee, bank guarantee provided by any party to the Project Documents</li> <li>d. all Insurance Contracts and Insurance Proceeds</li> <li>e. assignment of guarantees from EPC contractor / module supplier (if any) relating to the Project</li> </ol> </li> </ol> <p>Collateral Security: Pledge of 76% of Equity Shares and CCDs, DSRA of one quarter and Corporate Guarantee from Acme Cleantech Solutions Pvt Ltd</p>	9.55% p.a. with reset after every three years	Loan shall be paid in 60 structured quarterly instalments commencing from 15 July 2019 and last instalment on 15 April 2034.	<ol style="list-style-type: none"> <li>a) Any prepayment of the rupee loan shall be made with prior permission and at the sole discretion of lender and compliance with such terms &amp; condition. Any such prepayment shall be applied first to any costs and/or fees then due, then to unpaid interest and finally to the principal amount of the Rupee term loan to be prepaid.</li> <li>b) Prepayment is affected at the instance of the lenders including mandatory prepayment; or</li> <li>c) Prepayment pursuant to the cash sweep at the instance of the lenders in terms of Clause 6.1(b); or</li> <li>d) Prepayment is made by the borrower within a period of 30 days from the reset date</li> </ol>

ACME Solar Holdings Limited (formerly known as ACME Solar Holdings Private Limited)  
CIN - U40106HR2015PLC102129  
Notes to Consolidated Financial Statements for the year ended 31 March 2024

9	Term loan	ACME Raisar Solar Energy Private Limited	REC Limited	<p>Primary security:</p> <p>a) First charge by way of mortgage on all immovable properties, present and future including the mortgage of lease hold rights on Project Land, details of which is as under:  Area of project land is approx. 1089.28 acres situated at Village Sanwara, Tehsil, Pokhran, District Jaisalmer, Rajasthan.</p> <p>b) First charge by way of hypothecation on all movable properties, including plant &amp; machinery, machinery spares, equipments, tools &amp; accessories, furniture, fixtures, vehicles, stocks and all other movable assets, and also on book debts, bills, receivables, monies including bank accounts, claims of all kinds and stocks including consumables and other general stores.</p> <p>c) First charge by way of assignment or creation of security interest including all rights, title, interest, benefits, claims and demands whatsoever:</p> <p>i) in the Project documents, as amended, varied or supplemented from time to time  ii) in the clearances relating to the project  iii) in any letter of credit, guarantee, performance bond provided by any party to the project  iv) all insurance contracts/proceeds  d) Pledge of 100% of promoter contribution.</p> <p>The shares/instruments shall be free from any restrictive covenants/lien or other encumbrance under any contract/arrangement including shareholding agreement/joint venture agreement/financing arrangement with regard to pledge/transfer of the shares /instruments including transfer upon enforcement of this pledge. All the shares/instruments pledged shall be in demat form.</p> <p>e) Corporate Guarantee from Acme Cleantech Solutions Pvt Ltd and Acme Solar Holdings Pvt Ltd till achievement of following, whichever is later:  i. Achievement of commissioning  ii. Creation and perfection of security  iii. Meeting cost over-run, if any  iv. Achievement of project stabilization (i.e., achieving base case energy generation numbers for immediately preceding 12 months)  v. Creation of DSRA as per the sanction terms  f) Corporate Guarantee for guaranteeing the debt disbursed towards imposition of BCD and hike in GST rates, till the finalisation of requisite compensation/increase in tariff by appropriate commission(s) for PPA as well as PSA, towards imposition of BCD &amp; hike in GST rates and/or infusion of requisite promoter contribution, whichever is later, subject to Lender's satisfaction. At the time of execution of corporate guarantee, the availability of networth shall be reviewed and should be acceptable to REC.</p>	Effective interest rate is 9.69% p.a.	<p>Moratorium Period: 12 months from SCOD.</p> <p>Repayment Period: 204 structured monthly instalments beginning from</p>	<p>The borrower may prepay the outstanding loan in full or in part, before the due dates for such prepayment, subject to following prepayment premium to be charged on prepaid amount:-</p> <p>a) 2%, if prepayment made within 3 years from the first disbursement.  b) 1%, if the prepayment is made after 3 years from the first disbursement.</p> <p>Prepayment premium shall not be payable on prepayment, if:</p> <p>a) Prepayment is made out of internal accruals or promoter's own sources (equity/IPO)  b) Prepayment is affected at the instance of the lenders  c) Due to cash sweep (if applicable) by lender  d) When paid out of insurance proceeds/LD, etc.  e) If paid out of capital subsidy/grant</p> <p>Prepayment premium shall not be charged in case of prepayment within 45 days of the interest reset of 1st tranche of loan. However, in case of 1 year reset option, prepayment charge will be applicable till 3 years from the date of first disbursement, post which nil prepayment charges shall be applicable at the time of reset.</p>
10	Term loan	ACME Phalodi Solar Energy Private Limited	Power Finance Corporation Limited	<p>Primary security: Term loans from lender are secured</p> <p>1. by first charge by way of mortgage over all borrower's immovable properties, both present and future.</p> <p>2. by first charge by way of hypothecation of all the moveable properties and assets, and all other movable assets, both present and future, of the borrower.</p> <p>3. by first charge by way of hypothecation over the borrower's intangible assets, goodwill, uncalled capital both present and future.</p> <p>4. first charge on all bank accounts of the borrower.</p> <p>5. first charge on the Trust and Retention Account (TRA) [including DSRA account of 2 quarters of principal and interest payment], any letter of credit and other reserves and any other bank accounts of the borrower, both present and future</p> <p>6. Assignment in favour of the Lender, all the rights, titles, interests, benefits, claims and demands whatsoever of the Borrower:</p> <p>a. in the Project Documents / contracts duly acknowledged and consented to by the relevant counter-parties to such Project Documents  b. all the rights, titles, interests, licences, benefits, claims and demands whatsoever of the borrower in the Clearances relating to the Project  c. in any letter of credit, guarantee, performance bond, corporate guarantee, bank guarantee provided by any party to the Project Documents  d. all Insurance Contracts and Insurance Proceeds  e. assignment of guarantees from EPC contractor / module supplier (if any) relating to the Project  7. Pledge of shares - 77% of equity share capital of the borrower and 100% of the OCDs till currency of PFC Loan  8. Corporate Guarantee from Acme Solar Holdings Pvt Ltd and Acme Cleantech Solutions Pvt Ltd</p>	Effective interest rate is 9.00%- 9.65% p.a.	204 structured monthly instalments	<p>The borrower shall have the option to prepay the principal outstanding together with interest, other charges and all moneys due subject to payment of a prepayment premium.</p> <p>Prepayment premium in following case:  1) where first disbursement has been done in past 5 years: 2.0%  2) Its been more than 5 years since first disbursement: 1.0%</p> <p>No prepayment premium shall be charged after 5 years from first disbursement if prepayment is effected on any reset dates.</p>

ACME Solar Holdings Limited (formerly known as ACME Solar Holdings Private Limited)

CIN - U40106HR2015PLC102129

Notes to Consolidated Financial Statements for the year ended 31 March 2024

11	Term loan	ACME Heergarh Powertech Private Limited	REC Limited	<p>The entire Term Loan together with interest, costs, expenses and all other monies whatsoever accruing out of the Loan Agreement shall be secured in the form and manner as under and to the satisfaction of REC:</p> <p>A.By Mortgage: - First charge by way of mortgage of Borrower's all immovable properties, present and future including the Project Land, details of which is as under; Area of Project Land- Approx. 1200 acre Situated at - Village Badu Sid, Tehsil Bap, District Jodhpur in the state of Rajasthan AND</p> <p>B.By Hypothecation: - First charge by way of hypothecation of all the Borrower's movable properties, including plant and machinery, machinery spares, equipment's, tools and accessories, furniture, fixtures, vehicles, stocks and all other movable assets, present and future and also first charge by way of hypothecation of all the present and future book debts, bills, receivables, monies including bank accounts, claims of all kinds and stocks including consumables and other general stores. AND</p> <p>C.By Assignment: - A first charge by way of assignment or creation of security interest including all rights, title, interest, benefits, claims and demands whatsoever of the Borrower –</p> <p>a.in the Project documents/Contracts, as amended, varied or supplemented from time to time; b.in the Clearances relating to the Project; c.in any letter of credit, guarantee, performance bond provided by any party to the project; and d.All Insurance Contracts/Insurance Proceeds; And</p> <p>D.By Pledge: - Pledge of 51% of the total paid up Equity Shares (with 51% voting rights) of the borrower. Pledge of 51% of CCDs/OCDs in the Borrower Company. The shares/ instruments to be pledged shall be free from any restrictive covenants/lien or other encumbrance under any contract/ arrangement including shareholder agreement/ joint venture agreement/ financing arrangement with regard to pledge/ transfer of the shares/ instruments including transfer upon enforcement of this pledge. All the shares/ instruments pledged shall be in DEMAT form. AND/OR</p> <p>E.By Guarantee: - Borrower shall arrange to submit irrevocable Corporate Guarantee for entire outstanding dues of lenders from ACME Solar Holdings Ltd till - a.Achievement of Commissioning b.Creation and perfection of security. c.Meeting Cost over-run, if any d. Achievement of project stabilization (ie. achieving base case energy generation numbers for immediately preceding 12 months) e.Creation of 2 quarter DSR4 as per the sanction term</p> <p>Conditions: i. An additional interest at the rate as per prevailing policy of REC shall be charged in addition to the normal Interest for the period of non- creation of specified securities within stipulated period. ii. Lender reserves the right to modify the above security structure in its absolute discretion, prior to execution of Loan Documents. iii. The Borrower shall not mortgage/hypothecate/charge its moveable/immovable assets in favor of any other Institution without prior written permission from REC except as permitted by REC iv. It shall be endeavor of the Borrower to ensure registration of charge with the Registrar of Companies (ROC) within the stipulated time and shall furnish the necessary proof in this regard as and when required by the REC.</p>	Effective interest rate 9.52% p.a.	216 structured monthly instalments	<p>The borrower may prepay the outstanding loan in full or in part, before the due dates for such prepayment, subject to following prepayment premium to be charged on prepaid amount:- a) 2%, if prepayment made within 3 years from the first disbursement. b) 1%, if the prepayment is made after 3 years from the first disbursement. Prepayment premium shall not be payable on prepayment, if: a) Prepayment is made out of internal accruals/equity infusion/grant/insurance proceeds/liquidated damages/ capital subsidy by the promoters or from the proceeds of IPO, at any time, with a prior written notice of atleast 30 days to the lenders; or b) Prepayment is affected at the instance of the lenders including mandatory prepayment; or c) Prepayment pursuant to the cash sweep at the instance of the lenders d) When paid out of insurance proceeds/LD etc. Prepayment Premium shall not be charged also in case of prepayment within 45 days of the date of interest reset of 1st tranche of loan. However, in case of 1 year reset, prepayment charge will be applicable till three years from first disbursement, post which waiver of prepayment premium at time of reset will be applicable.</p>
----	-----------	---	-------------	--	------------------------------------	------------------------------------	--

ACME Solar Holdings Limited (formerly known as ACME Solar Holdings Private Limited)  
CIN - U40106HR2015PLC102129  
Notes to Consolidated Financial Statements for the year ended 31 March 2024

12	Term loan	ACME Aklera Power Technology Private Limited	Power Finance Corporation Limited	<p>First charge, by way of mortgage over all the Borrower's immovable and movable properties, both present and future</p> <p>First charge, by way of hypothecation over all the Borrower's:</p> <ol style="list-style-type: none"> <li>1. movable properties and assets, including plant &amp; machinery, machinery spares, equipment, tools &amp; accessories, furniture, fixtures, vehicles and all other movable assets, both present and future</li> <li>2. intangible, goodwill, uncalled capital, both present and future</li> <li>3. operating cash flows, book debts, receivables, commissions, revenues of whatsoever nature and wherever arising of the Borrower, both present and future</li> <li>4. Trust &amp; Retention Account (TRA) [including Debt Service Reserve Account of 2 Quarter(s) of principal &amp; interest (DSRA)], any letter of credit and other reserves and any other bank accounts of the Borrower wherever maintained, both present and future</li> </ol> <p>Assignment in favour of the Lender, all the rights, titles, interests, benefits, claims and demands whatsoever of the Borrower:</p> <ol style="list-style-type: none"> <li>a. in the Project Documents / contracts duly acknowledged and consented to by the relevant counter-parties to such Project Documents</li> <li>b. in the Clearances relating to the Project</li> <li>c. in any letter of credit, guarantee, performance bond, corporate guarantee, bank guarantee provided by any party to the Project Documents</li> <li>d. all Insurance Contracts and Insurance Proceeds</li> <li>e. assignment of guarantees from EPC contractor / module supplier (if any) relating to the Project</li> <li>f. Pledge of shares - Atleast 51% of project equity (51% equity share capital of the borrower and 51% CCDs) till currency of PFC loan The additional pledge of 20% shares of Acme Aklera Power Tech Private Limited till the actual COD of the project.</li> <li>f. Corporate Guarantee from Acme Cleantech Solutions Private Limited (ACSPL) related to milestones as given below: <ol style="list-style-type: none"> <li>a. Till creation and perfection of security</li> <li>b. Till creation of entire DSRA requirement</li> <li>c. Till the project completes atleast two years of continuous successful operations (i.e. power generation as per Base Case) post COD</li> </ol> </li> </ol> <p>Corporate Guarantee of Contractors (ASHPL and ACSPL) in favour of PFC for meeting the following obligations:</p> <ol style="list-style-type: none"> <li>a. LDs for delay of atleast 7.5% of contract price, valid till atleast 3 months post SCOD</li> <li>b. LDs for performance of atleast 10% of contract price for atleast 1 year of continuous operation from COD</li> <li>c. Overall LDs for delay &amp; performance of atleast 10% of contract price</li> </ol>	Effective interest rate is ~9.46% p.a	Loan shall be paid in 204 structured monthly instalments	<ol style="list-style-type: none"> <li>1. The Borrower shall not prepay all or any portion of the Loan, in part or in full, except after obtaining the prior written approval of the Lender, which may be granted subject to such condition, including the payment of such premium (plus applicable Taxes) as per the Lender's policy on prepayment, applicable from time to time. ("Prepayment Premium"). Prepayment of the Loan shall be at the sole discretion and on the terms and conditions stipulated by the Lender.</li> <li>2. Any Prepayment in terms of Clause 1. shall be in compliance with the Lender's Policy and such terms and conditions as may be specified by the Lender. Till such time the request for prepayment is under consideration and prepayment is made the Borrower shall continue to pay the Interest and/or Repayment Installment in terms of this Agreement</li> </ol>
13	Term loan	ACME Dhaulpur Powertech Private Limited	REC Limited	<p>Primary security:</p> <ol style="list-style-type: none"> <li>a) First charge by way of mortgage on all immovable properties, present and future including the mortgage of lease hold rights on Project Land, details of which is as under: Area of project land is approx. 1089.28 acres situated at Village Sanwara, Tehsil, Pokhran, District Jaisalmer, Rajasthan.</li> <li>b) First charge by way of hypothecation on all movable properties, including plant &amp; machinery, machinery spares, equipments, tools &amp; accessories, furniture, fixtures, vehicles, stocks and all other movable assets, and also on book debts, bills, receivables, monies including bank accounts, claims of all kinds and stocks including consumables and other general stores.</li> <li>c) First charge by way of assignment or creation of security interest including all rights, title, interest, benefits, claims and demands whatsoever:</li> </ol> <ol style="list-style-type: none"> <li>i) in the Project documents, as amended, varied or supplemented from time to time</li> <li>ii) in the clearances relating to the project</li> <li>iii) in any letter of credit, guarantee, performance bond provided by any party to the project</li> <li>iv) all insurance contracts/proceeds</li> <li>d) Pledge of 100% of promoter contribution.</li> </ol> <p>The shares/instruments shall be free from any restrictive covenants/lien or other encumbrance under any contract/arrangement including shareholding agreement/joint venture agreement/financing arrangement with regard to pledge/transfer of the shares /instruments including transfer upon enforcement of this pledge. All the shares/instruments pledged shall be in demat form.</p> <ol style="list-style-type: none"> <li>e) Corporate Guarantee from Acme Cleantech Solutions Pvt Ltd and Acme Solar Holdings Pvt Ltd till achievement of following, whichever is later:</li> </ol>	~ 9.69 % p.a	Moratorium Period: 12 months from SCOD. Repayment Period: 204 structured monthly instalments beginning from	<p>The borrower may prepay the outstanding loan in full or in part, before the due dates for such prepayment, subject to following prepayment premium to be charged on prepaid amount:-</p> <ol style="list-style-type: none"> <li>a) 2%, if prepayment made within 3 years from the first disbursement.</li> <li>b) 1%, if the prepayment is made after 3 years from the first disbursement.</li> </ol> <p>Prepayment premium shall not be payable on prepayment, if:</p> <ol style="list-style-type: none"> <li>a) Prepayment is made out of internal accruals or promoter's own sources (equity/IPO)</li> <li>b) Prepayment is affected at the instance of the lenders</li> <li>c) Due to cash sweep (if applicable) by lender</li> <li>d) When paid out of insurance proceeds/LD, etc.</li> <li>e) If paid out of capital subsidy/grant</li> </ol>

				<ul style="list-style-type: none"> <li>i. Achievement of commissioning</li> <li>ii. Creation and perfection of security</li> <li>iii. Meeting cost over-run, if any</li> <li>iv. Achievement of project stabilization (i.e., achieving base case energy generation numbers for immediately preceding 12 months)</li> <li>v. Creation of DSRA as per the sanction terms</li> <li>f) Corporate Guarantee for guaranteeing the debt disbursed towards imposition of BCD and hike in GST rates, till the finalisation of requisite compensation/increase in tariff by appropriate commission(s) for PPA as well as PSA, towards imposition of BCD &amp; hike in GST rates and/or infusion of requisite promoter contribution, whichever is later, subject to Lender's satisfaction. At the time of execution of corporate guarantee, the availability of networth shall be reviewed and should be acceptable to REC.</li> </ul>			Prepayment premium shall not be charged in case of prepayment within 45 days of the interest reset of 1st tranche of loan. However, in case of 1 year reset option, prepayment charge will be applicable till 3 years from the date of first disbursement, post which nil prepayment charges shall be applicable at the time of reset.
14	Term loan	ACME Deoghar Solar Power Private Limited	Power Finance Corporation Limited	<p>Primary security: Term loans from lender are secured</p> <ul style="list-style-type: none"> <li>1. by first charge by way of mortgage over all borrower's immovable properties, both present and future.</li> <li>2. by first charge by way of hypothecation of all the moveable properties and assets, and all other movable assets, both present and future, of the borrower.</li> <li>3. by first charge by way of hypothecation over the borrower's intangible assets, goodwill, uncalled capital both present and future.</li> <li>4. first charge on all bank accounts of the borrower.</li> <li>5. first charge on the Trust and Retention Account (TRA) [including DSRA account of 2 quarters of principal and interest payment], any letter of credit and other reserves and any other bank accounts of the borrower, both present and future</li> <li>6. Assignment in favour of the Lender, all the rights, titles, interests, benefits, claims and demands whatsoever of the Borrower: <ul style="list-style-type: none"> <li>a. in the Project Documents / contracts duly acknowledged and consented to by the relevant counter-parties to such Project Documents</li> <li>b. all the rights, titles, interests, licences, benefits, claims and demands whatsoever of the borrower in the Clearances relating to the Project</li> <li>c. in any letter of credit, guarantee, performance bond, corporate guarantee, bank guarantee provided by any party to the Project Documents</li> <li>d. all Insurance Contracts and Insurance Proceeds</li> <li>e. assignment of guarantees from EPC contractor / module supplier (if any) relating to the Project</li> </ul> </li> <li>7. Pledge of shares - 71% of equity share capital of the borrower and 100% of the OCDs till currency of PFC Loan</li> <li>8. Corporate Guarantee from Acme Solar Holdings Pvt Ltd</li> </ul>	Effective interest rate is ~ 9.65% p.a.	204 structured monthly instalments	<p>The borrower shall have the option to prepay the principal outstanding together with interest, other charges and all moneys due subject to payment of a prepayment premium.</p> <p>Prepayment premium in following case:  1) where first disbursement has been done in past 5 years: 2.0%  2) Its been more than 5 years since first disbursement: 1.0%</p> <p>No prepayment premium shall be charged after 5 years from first disbursement if prepayment is effected on any reset dates.</p>
15	Term loan	ACME Sikar Solar Private Limited	Power Finance Corporation Limited	<ul style="list-style-type: none"> <li>1. First charge by way of mortgage / assignment in a form and manner acceptable to the Lender, over all immovable properties</li> <li>2. First charge by way of hypothecation, in a form and manner acceptable to the Lender, over all movable properties and assets</li> <li>3. First charge on uncalled capital, operating cash flows, book debts, receivables, commissions, revenues of whatsoever nature</li> <li>4. First charge on Trust and Retention Account (DSRA of 2 quarters), any letter of credit and other reserves and any other bank accounts</li> <li>5. Assignment in favour of the Lender, on the following, relating to the Project: <ul style="list-style-type: none"> <li>a. all the rights, titles, interests, benefits, claims and demands in the project documents / contracts</li> <li>b. all the rights, titles, interests, benefits, claims and demands in Clearances relating to the project</li> <li>c. all the rights, titles, interests, benefits, claims and demands in any letter of credit, guarantee, performance bond, corporate guarantee, bank guarantee provided by any party to the Project Documents</li> <li>d. all Insurance Contracts and Insurance Proceeds</li> <li>e. guarantees from EPC contractor / module supplier relating to the project</li> <li>f. all intangible, goodwill, etc.</li> </ul> </li> <li>6. Pledge - 51% of equity shares and 51% of OCDs</li> <li>7. Corporate Guarantee of ACSPL</li> </ul>	Effective interest rate is 9.45% p.a	204 structured monthly instalments	<ul style="list-style-type: none"> <li>2%, if the prepayment is made within 3 years from the first disbursement</li> <li>1.5%, if the prepayment is made after 3 and before 5 years from the first disbursement</li> <li>1%, if the prepayment is made after 5 and before 10 years from the first disbursement</li> <li>0.5%, if the prepayment is made after 10 years from the first disbursement</li> </ul>

ACME Solar Holdings Limited (formerly known as ACME Solar Holdings Private Limited)

CIN - U40106DL2015PTC337832

Notes to Consolidated Financial Statements for the year ended 31 March 2024

43A Term of borrowings of Non Convertible Debenture

A) Non convertible debenture (issued by SPV during the year)

Nature of loan	Nature of securities	Interest rate	Tenure of repayment	Prepayment of loan amount
Non Convertible Debentures^	<p>Primary security: debentures from holders are secured. First ranking pari passu charge on:</p> <p>(a) a first ranking pledge over 51% (fifty-one per cent) of both the equity shares and available CCDs issued by each member of the Restricted Group;</p> <p>(b) a first ranking security over the immovable assets (both present and future) of the Issuer pertaining to the Project being operated by that Issuer (including leasehold rights, but excluding the Excluded Assets);</p> <p>(c) a first ranking security over: (i) the moveable assets (tangible and intangible) including goodwill, intellectual property rights and uncalled capital, both present and future, of the Issuer; (ii) the Senior Enforcement Account; and (iii) the Restricted Debt Service Account, (other than the Excluded Assets, the current assets, cash flows, book debts and receivables of such Issuer);</p> <p>(d) a first ranking security over the rights of the Issuer under the relevant PPA(s), Insurance policies and other project documents entered into by such Issuer in connection with the Project being operated by that Issuer;</p> <p>(e) a first ranking security over the NCD Escrow Accounts (whether currently in existence or acquired/opened thereafter) maintained by the Issuer in terms of the relevant Trust and Accounts Deed, together with all cash flows, receivables and other assets and securities which represent all amounts in such accounts and all the moneys, securities, instruments, investments and other properties deposited in, credited to or required to be deposited in or credited to or lying to the credit of such accounts, both present and future;</p> <p>(f) a second ranking security over the Common Project Accounts maintained by the Issuer in terms of the relevant Trust and Accounts Deed (whether currently in existence or acquired/opened thereafter) (other than the Excluded Assets), together with all cash flows, receivables and other assets and securities which represent all amounts in such accounts and all the moneys, securities, instruments, investments and other properties deposited in, credited to or required to be deposited in or credited to or lying to the credit of such accounts, both present and future; and</p> <p>(g) a second ranking security over the current assets, book debts, cash flows, all receivables and WC Accounts (other than the Excluded Assets) of the Issuer pertaining to or arising from the Project being operated by that Issuer, together with all cash flows, receivables and other assets and securities which represent all amounts in such accounts and all the moneys, securities, instruments, investments and other properties deposited in, credited to or required to be deposited in or credited to or lying to the credit of such WC Accounts, both present and future.</p> <p>The Collateral described in paragraph (a) above is referred to as the "Share Pledge". The Collateral described from paragraphs (b) to (d) above is referred to as the "Issuer Project Security". The Collateral described in paragraph (e) above is referred to as the "Issuer Exclusive Project Security". The Collateral described in paragraph (f) and (g) above is referred to as the "Issuer Second Ranking Project Security".</p>	Effective interest rate is 12.15% p.a.-12.44% p.a (including withholding tax)	Non convertible debenture shall be repaid in 5 years with repayment starting from February 2022 and ending in August 2026. The premium on redemption of non convertible debenture will be paid at the time of maturity of these non convertible debentures and Interest on non convertible debentures will be paid semi annually.	The borrower shall be entitled to prepay the facility or any part thereof, together with all interests, other charges and monies due & payables including redemption premium.

**ACME Solar Holdings Limited (formerly known as ACME Solar Holdings Private Limited)**

**CIN - U40106DL2015PTC337832**

**Notes to Consolidated Financial Statements for the year ended 31 March 2024**

**B) Non convertible debenture (issued by ASHPL during the previous year)**

a) 1. Nature of securities:

- (a) a first ranking exclusive charge on cash flows and receivables of the the Company and ACME Solar Energy Private Limited ("ASEPL") from the Group "A" Companies and proceeds of any liquidity events to the extent required to be paid to the debenture holders in accordance with liquidity events of the debenture trust deed "DTD";
- (b) a first ranking exclusive charge on the DSRA and all amounts deposited therein;
- (c) a first ranking exclusive pledge over the pledged securities of the Company;
- (d) a first ranking exclusive pledge over the pledged securities of the ASEPL; and
- (e) a first ranking exclusive pledge over the pledged securities of the Group "A" Companies.

**2. Over all return:**

- a) 13.25% including cash coupon of 12.84% payable semi annually
- b) Cash coupon of 13.92% payable semi annually after 31 August, 2023
- c) Cash coupon of 14.50% payable semi annually after 01 February, 2024

**3. Tenure:** 5 years with the following amortization schedule:

- Principal moratorium for first 3 years
- End of Year 3: 20% along with accrued Redemption Premium, if any
- End of Year 4: 30% along with accrued Redemption Premium, if any
- End of Year 5: 50% along with accrued Redemption Premium, if any

Group "A" Companies includes ACME Solar Energy (Madhya Pradesh) Private Limited, ACME Odisha Solar Power Private Limited, Grahati Solar Energy Private Limited, Dayakara Solar Power Private Limited, Nirosha Power Private Limited, ACME Solar Technologies (Gujarat) Private Limited, ACME Raipur Solar Power Private Limited, ACME Nalanda Solar Power Private Limited, ACME Magadh Solar Power Private Limited, ACME PV Powertech Private Limited, Mihit Solar Power Private Limited, ACME Solar Rooftop Systems Private Limited, Acme Rewa Solar Energy Private Limited, ACME Jodhpur Solar Power Private Limited, Acme Yamunanagar Solar Power Private Limited, ACME Mahbubnagar Solar Energy Private Limited, ACME Solar Power Technology Private Limited.

**C) Non convertible debenture (issued by ASEPL during the year)**

1. Nature of securities:

- (a) a first ranking exclusive charge on cash flows and receivables of the Company and ACME Solar Holdings Limited ("ASHL") from the Group "A" Companies and proceeds of any liquidity events to the extent required to be paid to the debenture holders in accordance with liquidity events of the debenture trust deed "DTD";
- (b) a first ranking exclusive charge on the DSRA and all amounts deposited therein;
- (c) a first ranking exclusive pledge over the pledged securities of the Company;
- (d) a first ranking exclusive pledge over the pledged securities of the ASEPL; and
- (e) a first ranking exclusive pledge over the pledged securities of the Group "A" Companies.

**2. Over all return:**

- a) 13.25% including cash coupon of 12.84% payable semi annually
- b) Cash coupon of 13.92% payable semi annually after 31 August, 2023
- c) Cash coupon of 14.50% payable semi annually after 01 February, 2024

**3. Tenure:** 5 years with the following amortization schedule:

- Principal moratorium for first 3 years
- End of Year 3: 20% along with accrued Redemption Premium, if any
- End of Year 4: 30% along with accrued Redemption Premium, if any
- End of Year 5: 50% along with accrued Redemption Premium, if any

Group "A" Companies includes ACME Solar Energy (Madhya Pradesh) Private Limited, ACME Odisha Solar Power Private Limited, Grahati Solar Energy Private Limited, Dayakara Solar Power Private Limited, Nirosha Power Private Limited, ACME Solar Technologies (Gujarat) Private Limited, ACME Raipur Solar Power Private Limited, ACME Nalanda Solar Power Private Limited, ACME Magadh Solar Power Private Limited, ACME PV Powertech Private Limited, Mihit Solar Power Private Limited, ACME Solar Rooftop Systems Private Limited, Acme Rewa Solar Energy Private Limited, ACME Jodhpur Solar Power Private Limited, Acme Yamunanagar Solar Power Private Limited, ACME Mahbubnagar Solar Energy Private Limited, ACME Solar Power Technology Private Limited.

Notes to Consolidated Financial Statements for the year ended 31 March 2024

**44 Earnings/ (loss) per share**

Both the basic and diluted earnings/ (loss) per share have been calculated using the profit/(loss) attributable to shareholders of the holding company as the numerator, i.e. no adjustments to profit/ (loss) were necessary.

The reconciliation of the weighted average number of shares for the purposes of diluted earnings/ (loss) per share to the weighted average number of ordinary shares used in the calculation of basic earnings/ (loss) per share is as follows:

Particulars	In Rs million unless otherwise stated	
	For the year ended 31 March 2024	For the year ended 31 March 2023
Profit/ (loss) attributable to owners	6,982.27	(31.41)
Number of equity shares*	52,22,07,910	52,22,07,910
Weighted average number of shares used in basic earnings/ (loss) per share	55,61,51,424	55,61,51,424
Weighted average number of shares used in diluted earnings/ (loss) per share	55,61,51,424	55,61,51,424
Basic earnings/ (loss) per share	12.55	(0.06)
Diluted earnings/ (loss) per share	12.55	(0.06)

Compulsory convertible debentures (CCD), which are convertible into fixed number of equity shares on the date of conversion based upon terms of conversion of CCD, have been considered in the calculation of profit/ (loss) per share.

\* Subsequent to year ended 31 March 2024, the Holding Company has sub-divided each equity share of the face value of Rs.10 each in the authorised capital of the Company, into 5 equity shares of Rs 2 each fully paid-up. Further, as per Ind AS 33 'Earnings Per Share', if the number of ordinary or potential ordinary shares outstanding increases as a result of share split after the reporting period but before the financial statements are approved for issue, the per share calculations for those and any prior period financial statements presented shall be based on the new number of shares.

**45 Details of assets pledged**

The carrying amounts of assets pledged as security for current and non-current borrowings are:

Particulars	In Rs million unless otherwise stated	
	As at 31 March 2024	As at 31 March 2023
<b>Current</b>		
Investments	1,498.68	-
Trade receivables	4,208.85	6,992.97
Cash and cash equivalents	3,079.26	5,473.64
Other bank balances	10,057.06	7,910.10
Loans	-	3,439.39
Other financial assets	1,582.80	2,154.41
Other current assets	9,842.43	540.69
Assets held for sale	126.10	0.05
<b>Total</b>	<b>30,395.17</b>	<b>26,511.25</b>
<b>Non-current</b>		
Property, plant and equipment	63,480.09	61,688.89
Capital work-in-progress	28,198.99	21,459.75
Loans	1,168.02	-
Other financial assets	549.41	1,618.29
Other non-current assets	1,420.67	98.84
Investments	-	226.66
<b>Total</b>	<b>94,817.19</b>	<b>85,092.43</b>

**46 Reconciliation of liabilities from financing activities**

Particulars	In Rs million unless otherwise stated				
	As at 1 April 2023	Cash flows		Non cash changes	As at 31 March 2024
		Additions	Payments		
Long-term borrowings (including current maturities)	85,286.55	13,246.32	(3,509.47)	(13,308.74)	81,714.66
Lease liabilities (including current maturities)	3,562.02	-	(319.60)	(54.87)	3,187.55
Short-term borrowings (net)	1,286.94	0.27	(533.29)	(301.95)	451.97
Interest accrued on borrowings	126.85	-	(6,681.55)	6,743.21	188.51
<b>Total liabilities from financial activities</b>	<b>90,262.36</b>	<b>13,246.59</b>	<b>(11,043.91)</b>	<b>(6,922.35)</b>	<b>85,542.69</b>

Particulars	In Rs million unless otherwise stated				
	As at 01 April 2022	Cash flows		Non cash changes	As at 31 March 2023
		Additions	Payments		
Long-term borrowings (including current maturities)	72,917.77	19,262.11	(7,998.45)	1,105.12	85,286.55
Lease liabilities (including current maturities)	3,509.34	-	(493.31)	545.99	3,562.02
Short-term borrowings (net)	2,718.25	1,271.77	(2,703.08)	-	1,286.94
Interest accrued on borrowings	150.51	-	(7,184.78)	7,161.12	126.85
<b>Total liabilities from financial activities</b>	<b>79,295.87</b>	<b>20,533.88</b>	<b>(18,379.62)</b>	<b>8,812.23</b>	<b>90,262.36</b>



## 47 Contingent liabilities and commitments

## A. Contingent liabilities

In Rs million unless otherwise stated

Particulars	As at	As at
	31 March 2024	31 March 2023
Disputed demand for income tax (refer note 1-7 below)	338.25	891.13
Disputed demand for sales tax (refer note 8-12 below)	86.90	105.16
Guarantees excluding financial guarantees	3,720.81	3,174.60
<b>Total</b>	<b>4,145.96</b>	<b>4,170.89</b>

- Disputed demand for income tax includes a dispute of Rs. 252.90 million (31 March 2023: Rs. 425.88 million) between the ACME Solar Energy Private Limited ("the Subsidiary Company") and income tax department in relating to issue of fair value of investment u/s 56(2)(viib) read with rule 11UA. The Company has deposited Rs. 54.60 million (31 March 2023: Rs. 25.59 million) under protest and has filed an appeal before Commissioner of Income Tax (Appeal) against the order of Assessing Officer, which is currently pending disposal. Based on inputs from internal experts, the management is of the view that it is more likely than not that matter will be decided in favour of the Company and accordingly, no provision is considered necessary in these consolidated financial statements.
- Disputed demand for income tax includes a dispute of Rs. 81.30 million (31 March 2023: Rs. 81.30 million) for assessment year 2016-17 between the ACME Raipur Solar Power Private Limited ("the Subsidiary Company") and income tax department in relation to issues of fair value of equity share u/s 56(2)(viib) read with rule 11UA. The Subsidiary Company has filed an appeal to Commissioner of Income-tax (Appeals) against the order of assessing officer which is pending. Based on the evaluation of the case, the management is of the view that it is more likely than not that matter will be decided in favour of the Subsidiary Company and accordingly no provision is considered necessary in these consolidated financial statements.
- Disputed demand for income tax relates to a dispute of Rs. nil (31 March 2023: Rs. 379.90 million) between the Vittanath Power Private Limited ("the Subsidiary Company") and Income Tax department in relation to the matter related to fair valuation of investment u/s 56(2)(viib) read with rule 11UA. During the earlier year, the case was decided in favour of the Subsidiary Company at Commissioner of Income Tax (Appeal) level. However, Income Tax Department subsequently has filed an appeal with Income Tax Appellate Tribunal against the order of Commissioner of Income Tax (Appeal) which is currently pending disposed off. Based on the evaluation of the case, the management is of the view that it is more likely than not that matter will again be decided in favour of the Subsidiary Company and accordingly no provision is considered necessary in these consolidated financial statements.
- Disputed demand for income tax includes a dispute of Rs. 0.42 million (31 March 2023: Rs. 0.42 million) for assessment year 2018-19 between ACME PV Powertech Private Limited ("the Subsidiary Company") and income tax department in relation to addition in interest income and disallowance of depreciation. The Subsidiary Company has filed an appeal before Commissioner of Income-tax (Appeals) against the order of assessing officer which is currently pending for disposed off. Based on the evaluation of the case, the management is of the view that it is more likely than not that matter will be decided in favour of the Subsidiary Company and accordingly, no provision is considered necessary in these consolidated financial statements. The Subsidiary Company had deposited Rs. 0.09 million under protest while filing the said appeal.
- Disputed demand for income tax includes a dispute of Rs. 4.54 million (31 March 2023: Rs. 4.54 million) for assessment year 2018-19 between the Athena Karnal Solar Power Private Limited and income tax department in relation to addition in interest income. The Holding Company had sold Athena Karnal Solar Power Private Limited to private equity during financial year 2020-21 and had provided indemnity for any tax demands arising for years upto sale date. Athena Karnal Solar Power Private Limited has filed an appeal before Commissioner of Income-tax (Appeals) against the order of assessing officer which is currently pending for disposal. Based on the evaluation of the case, the management is of the view that it is more likely than not that matter will be decided in favor of Athena Karnal Solar Power Private Limited and accordingly, no provision is required. The Company had deposited Rs. 0.91 million under protest on behalf of Athena Karnal Solar Power Private Limited while filing the said appeal.
- Disputed demand for income tax includes a dispute of Rs. 2.21 million (31 March 2023: Rs. nil) for assessment year 2015-16 between Dayanidhi Solar Power Private Limited ("the Subsidiary Company") and income tax department in relation to addition in excess payment to M/S ACME Cleantech Solutions Private Limited. The Subsidiary Company has filed an appeal before Commissioner of Income-tax (Appeals) against the order of assessing officer which is currently pending for disposed off. Based on the evaluation of the case, the management is of the view that it is more likely than not that matter will be decided in favour of the Subsidiary Company and accordingly, no provision is considered necessary in these consolidated financial statements. The Subsidiary Company had deposited Rs. 0.45 million under protest while filing the said appeal.
- The state tax department has issued assessment order for FY 2016-17 with tax demand of Rs. nil (31 March 2023 : Rs. 0.18) (including interest) to ACME Solar Energy (Madhya Pradesh) Private Limited ("the Subsidiary Company") on account of levy of Entry Tax under Madhya Pradesh Vat Act, 2002 on goods procured from outside the Madhya Pradesh for the development of its solar power project in the state of Madhya Pradesh. The Subsidiary Company has filed appeal against the said demand order before the Commissioner of Commercial Taxes (Appeals). The Subsidiary Company has deposited Rs. 0.02 million under protest while filing the said appeal. As Entry Tax on procurement of goods for development of solar power project is exempt vide S.O. -391 dated 10.11.2011, the Subsidiary Company is of the view that it is more likely than not that matter will be decided in favor of the Subsidiary Company and accordingly, no adjustment is considered necessary in these consolidated financial statements.

**ACME Solar Holdings Limited (formerly known as ACME Solar Holdings Private Limited)**

**CIN - U40106HR2015PLC102129**

**Notes to Consolidated Financial Statements for the year ended 31 March 2024**

- 8 The state tax department has issued assessment order for financial year 2015-16 and financial year 2016-17 with tax demand of Rs. 7.76 million and Rs. 58.48 million respectively (31 March 2023 : Rs. 7.76 million & Rs. 58.48 million) to Dayakara Solar Power Private Limited ("the Subsidiary Company") on account of levy of Entry Tax under Local Areas Act, 2001 on import of notified goods from other states of India into the State of Telangana for the development of its solar power project. The Subsidiary Company has filed writ petition against the said demand order before the High Court of Telangana citing that the assessment order has been passed by the Assessing officer without the Authority of Law, as there was no valid law in force as on the date of State Re-organisation and Telangana Adaptation of Laws Order, 2016. After the bifurcation of the erstwhile State of Andhra Pradesh in to the State of Telangana and State of A.P., the new States either need to enact a new law or need to adopt the laws which were in force as on the appointment date for implementation within two years from the appointed day in terms of Section 101 of AP State Reorganisation Act, 2014.

The State of Telangana has adopted the AP Tax on Entry of Goods in Local Areas Act, 2001 vide GO Ms no. 45, Law (F) Department dated 01.06.2016 it is not valid and cannot be enforced since AP Tax on Entry of Goods into Local Areas Act, 2001 was not in force as on the appointed day or as on the date of adaptation since the new State can only adopt only laws which are valid and in force as on the date of bifurcation as per Section 2 (1) of the Reorganisation Act, Subsidiary Company has deposited an amount of Rs. 16.56 million (31 March 2023: 16.56 million) under protest as per the interim order of High Court of Telangana. The Subsidiary Company is of the view that it is more likely than not that matter will be decided in favor of the Subsidiary Company.
- 9 The state tax department has issued assessment order for financial year 2017-18 with tax demand of Rs. 11.70 million (31 March 2023 : Rs. 11.70 million ) to ACME Yamunanagar Solar Power Private Limited ("the Subsidiary Company") on account of levy of Entry Tax under Local Areas Act, 2001 on import of notified goods from other states of India into the State of Telangana for the development of its solar power project. The Subsidiary Company has filed writ petition against the said demand order before the High Court of Telangana. As the assessment order has been passed by the Assessing officer without the Authority of Law, as there was no valid law in force as on the date of State Re-organisation and Telangana Adaptation of Laws Order, 2016. After the bifurcation of the erstwhile State of Andhra Pradesh in to the State of Telangana and State of A.P., the new States either need to enact a new law or need to adopt the laws which were in force as on the appointment date for implementation within two years from the appointed day in terms of Section 101 of AP State Reorganisation Act, 2014. The State of Telangana has adopted the AP Tax on Entry of Goods in Local Areas Act, 2001 vide GO Ms no. 45, Law (F) Department dated 01.06.2016, and the same is not valid and cannot be enforced since AP Tax on Entry of Goods into Local Areas Act, 2001 was not in force as on the appointed day or as on the date of adaptation since the new State can only adopt only laws which are valid and in force as on the date of bifurcation as per Section 2 (1) of the Reorganisation Act. Subsidiary Company has deposited an amount of Rs. 2.93 million (31 March 2023: 2.93 million) under protest as per the interim order of High Court of Telangana. The Subsidiary Company is of the view that it is more likely than not that matter will be decided in favor of the Subsidiary Company.
- 10 The state tax department has issued assessment order for financial year 2016-17 with tax demand of Rs. 7.76 million to Vishwatma Solar Energy Private Limited ("the Subsidiary Company") on account of levy of Entry Tax under Local Areas Act, 2001 on import of notified goods from other states of India into the State of Andhra Pradesh for the development of its solar power project. The Subsidiary Company has filed writ petition against the said demand order before the High Court of Andhra Pradesh and has also deposited Rs. 1.94 million (31 March 2023: Rs. 1.94 million) under dispute. The management is confident that it is more likely than not that the matter will be decided in favor of the Subsidiary Company and thus, no adjustment is considered necessary in these consolidated financial statements.
- 11 The state tax department has issued assessment order for financial year 2016-17 with tax demand of Rs. 1.2 million to Niranjana Solar Energy Private Limited ("the Subsidiary Company") on account of levy of Entry Tax under Local Areas Act, 2001 on import of notified goods from other states of India into the State of Andhra Pradesh for the development of its solar power project. The Subsidiary Company has filed writ petition against the said demand order before the High Court of Andhra Pradesh and has also deposited Rs. 0.29 million (31 March 2023: Rs. 0.29 million) under dispute. The management based on inputs from experts is confident that it is more likely than not that the matter will be decided in favor of the Subsidiary Company and accordingly, no adjustment is considered necessary in these consolidated financial statements.
- 12 The Holding Company had entered into an agreement with ACME Chittorgarh Solar Power Pvt Ltd for supplying Photovoltaic modules, inverters and other parts for setting up of Solar Power Generating System and the said goods were covered by the entry no.234 of notification no. 01/2017- CT (Rate) and the Holding Company discharged 5% GST rate on the supplies made. On 16 November 2021, Anti-evasion team visited the premises of the Holding Company. Subsequent to visit, department issued a notice dated 31 January 2022, wherein it has been alleged that the goods have been wrongly classified as parts of Solar Power Generating System and differential GST of Rs.18.08 million need to be paid by the Holding Company. Based on the available documents and inputs from experts, the Holding Company believes that more likely than not, these disputes would not result in additional outflow of resources and thus no adjustment is currently required to be made in these consolidated financial statements.

**B. Other Matters**

(i) The Government of Andhra Pradesh had issued a government order on 1 July 2019, pursuant to which it constituted a high-level negotiation committee to negotiate and reduce the tariff of solar power purchase agreements (PPAs) to Rs. 2.44 per unit. Pursuant to this Government order, the DISCOM in Andhra Pradesh, with whom power purchase agreement was entered, issued notice to the Group, asking for reduction of the tariff to Rs. 2.44/unit, failing which the PPA would be terminated. The Group approached Hon'ble High Court of Andhra Pradesh and the Hon'ble High Court pronounced its interim order on 24 September 2019 by way of which the Government order and DISCOM notice were set aside and AP DISCOM was directed to make payment at interim tariff of Rs. 2.44 per unit until the already pending matter before Andhra Pradesh Electricity Regulatory Commission ("Commission") is decided by the Commission. The Group challenged the said order before divisional bench of Hon'ble High Court of Andhra Pradesh ("HC") to the extent of interim tariff of Rs. 2.44 per unit as there was no such matter related to solar developers which was pending before the Commission since the matter related to wind developers alone was pending before the Commission and thus, the said findings were incorrect. On 15 March 2022, the Hon'ble HC issued its order in Group's favour upholding that the order passed by the learned single Judge fixing the interim rate or interim tariff of Rs. 2.44 per unit for solar power and for payment of all the pending and future bills of all the petitioners, is set aside and instead the DISCOM is directed to make payment of all pending and future bills at the rate mentioned in the PPAs and further, the payment of arrears/ pending bills shall be made within a period of six weeks from the date of the said order. Pursuant to such order by the Hon'ble High Court, AP Discoms filed a petition before Hon'ble Supreme Court against the said order of High Court of Andhra Pradesh, which was subsequently dismissed by Hon'ble Supreme Court on 2 January 2023.

On 4 August 2022, AP DISCOMs communicated to the Group that they were availing the scheme of Ministry of Power (Late Payment Surcharge and related matters) Rules 2022 ("LPS rules"). Accordingly, AP Discoms called upon the Group for reconciliation of accounts and stated that the outstanding dues up to May 2022 would be disbursed in 12 monthly instalments starting from August 2022. Accordingly, AP DISCOMs started paying monthly instalment against the said outstanding dues.

During reconciliation, the Group noted that a unilateral deduction of dues was being considered effective the plant commissioning date (COD), towards the alleged excess installed DC capacity. On 4 April 2023, the Group received a notice from AP DISCOM to disconnect the additional installed DC panels added after COD of the project, failing which DISCOM shall be free to terminate the PPA. The Group had challenged the same before the Commission; however, the Commission did not provide any interim relief. In an appeal filed before Appellate Tribunal for Electricity (APTEL) against the Commission's interim order denying appropriate relief to the Group, APTEL vide order dated 8 May 2023 has directed AP Discoms to not take any coercive steps against the Group and further, upheld that the AP Discoms are no longer required to make payment for the additional DC capacity installed, until the petition pending before the Commission is finally disposed of. The Commission has issued its interim order on 8 November 2023 and directed the AP Discom to pay the amount with respect to excess DC capacity installed prior to commissioning of the project for the invoices already raised and for future invoices. Consequently, the Discom vide its letter dated 1 December 2023 has agreed to pay the withheld amount in six installments. Further, with respect to excess DC capacity installed after the commissioning of the project, the Discom vide its letter dated 19 March 2024 has accepted to pay the withheld amount up to the Commission's order dated 1 February 2023 issued in other case, in 12 installments provided that the excess DC capacity installed after the commissioning of the project are removed by the developers. Accordingly, the Company has removed the excess DC capacity installed after the commissioning of the project on 20 November 2023.

As at 31 March 2024, total undisputed outstanding dues of Group having PPA with AP DISCOM attributable to excess DC capacity installed prior to commissioning of the project amount to Rs. 656.86 million, total undisputed outstanding dues attributable to excess DC capacity installed after commissioning of the project up to 1 February 2023 amount to Rs. 1,072.57 million and outstanding dues attributable to excess DC capacity installed after commissioning of the project for period from 1 February 2023 to 31 March 2024 amounts to Rs. 151.90 million which are under dispute and pending before the Commission for resolution.

Based on the internal analysis supported by legal opinion, the management is of the view that it is highly likely that the matter with respect to outstanding dues towards the excess DC capacity installed after the commissioning of the project pending before the Commission, will be decided in Company's favor and hence, no adjustment is considered necessary in these financial statements.

(ii) One of the Subsidiary Company has entered into a long-term power purchase agreement (PPA) with Solar Energy Corporation of India (SECI) for generation and supply of solar power from the state of Rajasthan for 25 years. As per the terms of such PPA, the scheduled commissioning date was 2 December 2020, however, due to outbreak of Covid-19, restrictions and lockdowns imposed globally that affected the supply chains, SECI had allowed an extension in scheduled commissioning date to 17 March 2022. Meanwhile, the Ministry of New & Renewable Energy ("MNRE") filed an Interlocutory Appeal before Hon'ble Supreme Court of India for allowing high voltage and extra high voltage lines, with installation of appropriate mitigation measures like bird diverters for environmental safety etc, contesting the Hon'ble Supreme Court order dated 19 April 2021 regarding underground laying of transmission lines in habitats of Great India Bustard ("GIB") in Rajasthan and Gujarat. Hon'ble Supreme Court has passed order on 21 March 2024 whereby the earlier order has been modified, removing injunction from potential area of GIB and also constituted a 7 member committee to recommend appropriate suitable measure for protection of GIB. Subsequent to this Order, SECI has issued regular COD certificate to the Company.

During the previous year, pending the final outcome in the above matter by Hon'ble Supreme Court, SECI had allowed extension of scheduled commissioning date to 30 days from the date of judgement by the Hon'ble Supreme Court. During the current year, MNRE in its letter dated 25 January 2023 has allowed extension of scheduled commissioning date of eligible projects, including that of the Company, to 31 March 2024. Further, Rajasthan Urja Vikas Nigam Limited (RUVNL) vide its order dated 31 March 2023 has accorded its consent for procurement of solar power from early part commissioning of the Company's solar power project. The Company has commissioned the entire 250 MW capacity on 06 January 2024 and obtained regular COD certificate from SECI.

**ACME Solar Holdings Limited (formerly known as ACME Solar Holdings Private Limited)**

**CIN - U40106HR2015PLC102129**

**Notes to Consolidated Financial Statements for the year ended 31 March 2024**

(iii) One of the subsidiary company had imported solar modules without payment of import duties amounting to Rs. 2,566.08 million (31 March 2023: Rs. 949.56 million), for setting up the solar plant in the bonded warehouse area, as defined in the license under section 58 of the Customs Act, 1962 ('the Act'), along-with permission for undertaking manufacturing or other operations in the warehouse under section 65 of the Act, read with Manufacture and Other Operations in Warehouse (no. 2) Regulations, 2019 ('MOOWR regulations') dated 1 October 2019 and circular 34/2019-custom dated 1 October 2019. As assessed by such subsidiary company's management, the duty deferment allowed under MOOWR regulations is without any time limitation and further, such regulations also allow export of the said capital goods after use, without payment of duty under the Act. Based on inputs from an expert, the subsidiary company's management had assessed that they shall be able to comply with the conditions defined in the MOOWR regulations and consequently, the resultant savings towards duties in relation to import of capital goods, was accounted for as per applicable Ind AS.

Another five subsidiary companies had imported solar modules with deferment of import duties, as per MOOWR regulations. As assessed by the management of such another subsidiary companies, the duty deferment allowed under MOOWR regulations is without any time limitation and the subsidiary company shall be able to comply with all the prescribed conditions defined in the MOOWR regulations. Consequently, such subsidiary companies as at 31 March 2024 has accounted for the resultant benefit as per applicable Ind AS and is carrying 'deferred duty liability' amounting to Rs.10,407.41 million.

With reference to the instruction dated 9 July 2022 (Instruction No.13/2022-Customs) issued by the Central Board of Indirect taxes and Customs (CBIC) to the departmental officers, the Group had been granted stay until the next rescheduled date of hearing by the Honourable High Court of Delhi against the write petition filed by the Group. The Group's management based on inputs from an external expert, believes that the Instruction dated 9 July 2022 is principally and legally untenable and further, as the approval to operate under MOOWR has been granted by the authorities only after due verification of premises and further, as the Group has been complying with all the conditions of MOOWR regulations so far, there should not be any impact either on the already imported goods or on the validation of already issued licences, affecting the Group's eligibility to avail the benefits under the MOOWR scheme. On 6 May 2024, Honourable High Court of Delhi issued its order and quashed the said instruction of the CBIC dated 9 July 2022. Accordingly, no adjustment is currently required in these financial statements.

**C. Capital commitments**

During the normal course of business, the Group purchases assets for the construction of solar power plants and estimates that it will incur Rs. 51,440.03 million (31 March 2023: Rs. 44,197.87 million) for engineering, procurement and construction of solar power projects.

*(This space has been intentionally left blank)*

**ACME Solar Holdings Limited (formerly known as ACME Solar Holdings Private Limited)**

**CIN - U40106HR2015PLC102129**

**Notes to Consolidated Financial Statements for the year ended 31 March 2024**

**48 Employee benefits**

**Defined contribution**

Contributions are made to the recognised provident and family pension fund, cover all eligible employees under applicable Acts. The employees and the Group make pre-determined contributions to the provident fund. The contributions are normally based upon a proportion of the employee's salary. The Group has recognized an amount of Rs 24.59 million (31 March 2023: Rs 13.32 million) towards employer's contribution in provident fund and other funds in the Statement of Profit and Loss.

**Defined benefit obligation**

Provision for gratuity, payable to eligible employees on retirement/separation, is based upon an actuarial valuation as at the balance sheet date. Major drivers in actuarial assumptions, typically, are years of service and employee compensation. The obligations are actuarially determined using the 'Projected Unit Credit Method' as at the balance sheet date. Gains/ losses on changes in actuarial assumptions are accounted in Other Comprehensive Income as identified by the management of the Group.

**Other long term employee benefits**

Provision for compensated absences, payable to eligible employees on availment/ retirement/ separation, is based upon an actuarial valuation as at the balance sheet date. Major drivers in actuarial assumptions, typically, are years of service and employee compensation. The obligation are actuarially determined using the 'Projected Unit Credit Method' as at the balance sheet date. Gains/ losses on changes in actuarial assumptions are accounted in Other Comprehensive Income.

**In Rs. million unless otherwise stated**

Particulars	Gratuity	
	31 March 2024	31 March 2023
<b>Reconciliation of liability recognised in the Balance sheet:</b>		
Present value of commitments	26.55	25.79
Fair value of plan assets	9.81	9.27
Net liability in the balance sheet	<b>16.74</b>	<b>16.52</b>
<b>Movement in net liability recognised in the Balance sheet:</b>		
Net liability as at the beginning of the year	16.52	13.48
Net amount recognised as expenses in the statement of profit and loss	7.79	6.91
Net amount capitalised in capital work in progress	0.12	-
Benefits paid	(5.81)	(3.55)
Acquisition adjustment		0.01
Remeasurements-actuarial (gains)/ losses	(1.80)	(0.33)
Reclassified to liabilities held for sale	(0.08)	-
<b>Net liability as at the end of the year</b>	<b>16.74</b>	<b>16.52</b>
Net liability as at the end of the year (current portion)	3.03	3.00
Net liability as at the end of the year (non-current portion)	13.71	13.52
<b>Expenses recognised in the statement of profit and loss</b>		
Current service cost	(1.93)	5.93
Past service cost	-	-
Interest cost	-	1.62
Interest income on plan assets	(0.68)	(0.64)
<b>Expenses charged to the statement of profit and loss</b>	<b>(2.73)</b>	<b>6.91</b>
<b>Net amount capitalised in capital work in progress</b>	<b>0.12</b>	<b>-</b>
<b>Component of defined benefit cost recognised in other comprehensive income</b>	<b>1.80</b>	<b>(0.33)</b>

*(This space has been intentionally left blank)*

ACME Solar Holdings Limited (formerly known as ACME Solar Holdings Private Limited)  
CIN - U40106HR2015PLC102129  
Notes to Consolidated Financial Statements for the year ended 31 March 2024

In Rs. million unless otherwise stated

Particulars	Gratuity	
	31 March 2024	31 March 2023
<b>Reconciliation of defined-benefit commitments:</b>		
Obligations as at the beginning of the year	25.79	22.10
Current service cost	6.62	5.93
Past service cost	0.07	-
Interest cost	1.90	1.62
Benefits paid	(5.81)	(3.55)
Remeasurements- actuarial (gains)/ losses	(1.93)	(0.32)
Acquisition adjustment - with related party	-	0.01
Reclassified to liabilities held for sale	(0.08)	-
Obligations as at the end of the year	<b>26.55</b>	<b>25.79</b>
<b>Reconciliation of plan assets:</b>		
Plan assets as at the beginning of the year	9.27	8.62
Interest income	0.68	0.64
Remeasurements- actuarial gains/ (losses)	(0.14)	0.01
Plan assets as at the end of the year	<b>9.81</b>	<b>9.27</b>
<b>Plan assets consists of the following:</b>		
Insurance company products (quoted)	<b>9.81</b>	<b>9.27</b>

**Major categories of plan assets**

Particulars	31 March 2024	31 March 2023
Funds managed by insurer	100%	100%

**Breakup of actuarial (gain) / loss**

In Rs. million unless otherwise stated

Particulars	31 March 2024	31 March 2023
Actuarial (gain)/loss on arising from change in demographic assumption	-	-
Actuarial loss/(gain) on arising from change in financial assumption	0.23	(0.17)
Actuarial (gain)/loss on arising from experience adjustment	(2.17)	(0.15)
Actuarial (gain)/loss on return on assets	0.14	(0.01)
<b>Total actuarial (gain)/loss</b>	<b>(1.80)</b>	<b>(0.33)</b>

The actuarial valuation in respect of commitments and expenses relating to unfunded Gratuity are based on the following assumptions which if changed, would affect the commitment's size, funding requirements and expenses:

**(a) Economic assumptions**

Particulars	31 March 2024	31 March 2023
Discount rate	7.22%	7.36%
Expected return on plan assets	7.22%	7.36%
Expected rate of salary increase	6.00%	6.00%

**(b) Demographic assumptions**

Particulars	31 March 2024	31 March 2023
Retirement age	58 years	58 years
Mortality table	Indian Assured Lives Mortality (IALM) (2012-14)	Indian Assured Lives Mortality (IALM) (2012-14)
Attrition at ages	<b>Withdrawal Rate (%)</b>	<b>Withdrawal Rate (%)</b>
up to 30 years	10.00	10.00
From 31 to 44 years	5.00	5.00
Above 44 years	5.00	5.00

ACME Solar Holdings Limited (formerly known as ACME Solar Holdings Private Limited)  
CIN - U40106HR2015PLC102129  
Notes to Consolidated Financial Statements for the year ended 31 March 2024

(c) Sensitivity analysis of defined benefit obligation

Particulars	In Rs. million unless otherwise stated	
	Gratuity	
	31 March 2024	31 March 2023
<b>a) Impact of the change in discount rate</b>		
i) Impact due to increase of 0.50%	(0.98)	(0.96)
ii) Impact due to decrease of 0.50%	1.05	1.04
<b>b) Impact of the change in salary increase</b>		
i) Impact due to increase of 0.50%	0.90	0.64
ii) Impact due to decrease of 0.50%	(0.86)	(0.61)

Sensitivities due to mortality and withdrawals are not material & hence impact of change not calculated.

Sensitivities as to rate of inflation, rate of increase of pensions in payment, rate of increase of pensions before retirement & life expectancy are not applicable being a lump sum benefit on retirement.

The average duration of the defined benefit plan obligation at the end of the reporting period is 12.01 years (31 March 2023: 12.04 years).

(d) Maturity profile of defined benefit obligation

Particulars	In Rs. million unless otherwise stated	
	Gratuity	
	31 March 2024	31 March 2023
Less than 1 year	3.05	3.05
Year 1 to 5	7.20	16.61
More than 5 years	15.64	16.86

The contribution expected to be made by the Group during the next financial year 2024-25 of Rs. 10.16 million (2023-24 : Rs. 9.04 million).

*(This space has been intentionally left blank)*

ACME Solar Holdings Limited (formerly known as ACME Solar Holdings Private Limited)

CIN - U40106HR2015PLC102129

Notes to Consolidated Financial Statements for the year ended 31 March 2024

49 Interests in subsidiaries

(A) Additional information as required by Paragraph 2 of the General Instructions for Preparation of Consolidated Financial Statements to Schedule III to the Companies Act, 2013 as at 31 March 2024.

In Rs. million unless otherwise stated

Name of the entity	Net assets i.e. total assets minus total liabilities		Share in profit or loss		Share in other comprehensive income		Share in total comprehensive income	
	As % of consolidated net assets*	Amount (Rs.)	As % of consolidated profit or loss	Amount (Rs.)	As % of consolidated other comprehensive income	Amount (Rs.)	As % of consolidated total comprehensive income	Amount (Rs.)
<b>Parent/ Holding Company</b>								
ACME Solar Holdings Limited	104.28%	27,021.49	60.09%	4,195.63	81.48%	1.10	60.09%	4,196.73
<b>Indian subsidiaries</b>								
ACME Mahbubnagar Solar Energy Private Limited	0.42%	108.26	0.55%	38.10	0.00%	-	0.55%	38.10
ACME Yamunanagar Solar Power Private Limited	0.41%	105.56	0.50%	35.08	0.00%	-	0.50%	35.08
ACME Kaithal Solar Power Private Limited*	0.00%	-	0.75%	52.42	0.00%	-	0.75%	52.42
Devishi Renewable Energy Private Limited*	0.00%	-	0.22%	15.66	0.00%	-	0.22%	15.66
Devishi Solar Power Private Limited*	0.00%	-	0.18%	12.53	0.00%	-	0.18%	12.53
Eminent Solar Power Private Limited*	0.00%	-	0.30%	20.68	0.00%	-	0.30%	20.68
Sunworld Energy Private Limited*	0.00%	-	0.16%	11.51	0.00%	-	0.16%	11.51
ACME Solar Power Technology Private Limited	4.30%	1,115.25	3.34%	233.07	0.00%	-	3.34%	233.07
ACME PV Powertech Private Limited	3.35%	868.47	2.68%	187.11	0.00%	-	2.68%	187.11
ACME Solar Energy Private Limited	21.96%	5,689.33	14.50%	1,012.58	0.00%	-	14.50%	1,012.58
ACME Odisha Solar Power Pvt. Ltd.	3.72%	963.15	1.81%	126.42	0.74%	0.01	1.81%	126.43
ACME Raipur Solar Power Pvt. Ltd.	2.20%	570.95	1.11%	77.53	3.70%	0.05	1.11%	77.58
ACME Solar Energy (Madhya Pradesh)Pvt. Ltd	3.59%	930.32	2.97%	207.62	0.00%	-	2.97%	207.62
ACME Solar Technologies (Gujarat) Pvt. Ltd.	3.04%	788.65	3.71%	259.13	0.74%	0.01	3.71%	259.14
Dayakara Solar Power Private Limited	3.93%	1,019.20	3.11%	217.07	0.00%	-	3.11%	217.07
Grahati Solar energy Private Limited	6.27%	1,625.63	5.01%	349.80	0.00%	-	5.01%	349.80
ACME Magadh Solar Power Pvt. Ltd.	1.14%	295.39	0.73%	51.15	0.00%	-	0.73%	51.15
ACME Nalanda Solar Power Pvt. Ltd.	1.56%	404.08	0.86%	60.16	0.00%	-	0.86%	60.16
ACME Jodhpur Solar power Pvt. Ltd	0.43%	112.69	-0.74%	(51.82)	0.00%	-	-0.74%	(51.82)
Nirosha Power Private Limited	3.38%	875.84	2.60%	181.83	0.00%	-	2.60%	181.83
Vittanath Power Private Limited*	0.00%	-	3.60%	251.05	0.00%	-	3.59%	251.05
ACME Solar Rooftop Systems Private Limited	3.07%	796.79	1.63%	114.08	8.15%	0.11	1.64%	114.19
Mihit Solar Power Private Limited*	0.00%	-	2.05%	143.10	0.00%	-	2.05%	143.10
ACME Deoghar Solar Power Private Limited	4.94%	1,280.68	-0.02%	(1.58)	-0.74%	(0.01)	-0.02%	(1.59)
ACME Rewa Solar Energy Private Limited	0.11%	28.41	-0.86%	(60.38)	0.00%	-	-0.86%	(60.38)
Aarohi Solar Private Limited	0.49%	127.39	0.80%	55.98	0.00%	-	0.80%	55.98
Niranjana Solar Energy Private Limited	0.07%	17.74	0.46%	32.17	0.00%	-	0.46%	32.17
ACME Vijayapura Solar Energy Private Limited*	0.00%	-	0.79%	55.43	0.00%	-	0.79%	55.43
ACME Koppal Solar Energy Private Limited*	0.00%	-	0.75%	52.52	0.00%	-	0.75%	52.52



ACME Solar Holdings Limited (formerly known as ACME Solar Holdings Private Limited)

CIN - U40106HR2015PLC102129

Notes to Consolidated Financial Statements for the year ended 31 March 2024

In Rs. million unless otherwise stated

Name of the entity	'Net assets i.e. total assets minus total liabilities		Share in profit or loss		Share in other comprehensive income		Share in total comprehensive income	
	As % of consolidated net assets*	Amount (Rs.)	As % of consolidated net assets	Amount (Rs.)	As % of consolidated net assets	Amount (Rs.)	As % of consolidated net assets	Amount (Rs.)
ACME Babadham Solar Power Private Limited*	0.00%	-	0.94%	65.62	0.00%	-	0.94%	65.62
Vishwatma Solar Energy Private Limited	0.58%	149.49	0.31%	21.89	0.00%	-	0.31%	21.89
Dayanidhi Solar Power Private Limited	0.98%	254.64	1.83%	127.55	0.00%	-	1.83%	127.55
ACME Jaisalmer Solar Power Private Limited	0.22%	57.75	0.51%	35.35	0.00%	-	0.51%	35.35
ACME Kittur Solar Energy Private Limited**	0.00%	-	0.00%	(0.34)	0.00%	-	0.00%	(0.34)
Acme Sidlaghatta Solar Energy Private Limited	0.59%	152.02	0.16%	11.49	0.00%	-	0.16%	11.49
ACME Guledagudda Solar Energy Private Limited**	0.00%	-	0.11%	8.00	0.00%	-	0.11%	8.00
ACME Hukkeri Solar Energy Private Limited**	0.00%	-	0.04%	2.92	0.00%	-	0.04%	2.92
ACME Kudligi Solar Energy Private Limited**	0.00%	-	-0.12%	(8.46)	0.00%	-	-0.12%	(8.46)
ACME Sandur Solar Energy Private Limited**	0.00%	-	-0.11%	(7.72)	0.00%	-	-0.11%	(7.72)
ACME Phalodi Solar Energy Private Limited	4.76%	1,233.12	0.00%	(0.16)	0.00%	-	0.00%	(0.16)
ACME Raisar Solar Energy Private Limited	7.58%	1,965.29	0.00%	(0.16)	11.11%	0.15	0.00%	(0.01)
ACME Dhaulpur Powertech Private Limited	7.58%	1,964.59	0.00%	(0.17)	-1.48%	(0.02)	0.00%	(0.19)
ACME Heergarh Powertech Private Limited	4.86%	1,258.94	0.34%	23.96	0.00%	-	0.34%	23.96
ACME Aklera Power Technology Private Limited	7.79%	2,019.08	-0.05%	(3.76)	-3.70%	(0.05)	-0.05%	(3.81)
Acme Renewable Solutions Private Limited	0.00%	(1.26)	0.00%	(0.04)	0.00%	-	0.00%	(0.04)
Acme Urja Private Limited	0.00%	(1.27)	0.00%	(0.04)	0.00%	-	0.00%	(0.04)
Acme Surya Modules Private Limited	0.00%	(1.27)	0.00%	(0.04)	0.00%	-	0.00%	(0.04)
ACME Eco Clean Energy Private Limited <sup>^</sup>	-0.02%	(5.42)	0.00%	(0.06)	0.00%	-	0.00%	(0.06)
Acme Sun Power Private Limited <sup>#</sup>	0.00%	-	0.00%	(0.01)	0.00%	-	0.00%	(0.01)
Acme Pokhran Solar Private Limited	0.93%	240.71	0.00%	(0.07)	0.00%	-	0.00%	(0.07)
ACME Sikar Solar Private Limited	3.80%	983.51	0.00%	(0.21)	0.00%	-	0.00%	(0.21)
ACME Urja Two Private Limited (formerly known as ACME Pushkar Solar Private Limited) <sup>#</sup>	0.00%	-	0.00%	(0.01)	0.00%	-	0.00%	(0.01)
ACME Urja One Private Limited (formerly known as ACME Barmer Solar Private Limited) <sup>#</sup>	0.00%	-	0.00%	-	0.00%	-	0.00%	-
Acme Surya Power Private Limited <sup>#</sup>	0.00%	-	0.00%	(0.01)	0.00%	-	0.00%	(0.01)
Acme Solartech Private Limited <sup>#</sup>	0.00%	-	0.00%	(0.01)	0.00%	-	0.00%	(0.01)
Acme Surya Energy Private Limited <sup>#</sup>	0.00%	-	0.00%	(0.01)	0.00%	-	0.00%	(0.01)
Acme Renewable Resources Private Limited	0.00%	0.05	0.00%	(0.02)	0.00%	-	0.00%	(0.02)
		<b>55,015.24</b>		<b>8,211.11</b>		<b>1.35</b>		<b>8,212.46</b>
Intercompany elimination and consolidation adjustments	-112.31%	(29,102.26)	-17.60%	(1,228.84)	0.00%	-	-17.60%	(1,228.84)
<b>Total</b>	<b>100.00%</b>	<b>25,912.98</b>	<b>100.00%</b>	<b>6,982.27</b>	<b>100.00%</b>	<b>1.35</b>	<b>100.00%</b>	<b>6,983.62</b>

<sup>^</sup> On 19 April 2023, the Company has sold ACME ECO Clean Energy Private Limited to ACME Pokhran Solar Private Limited.

<sup>#</sup>The company has sold its interests to ACME Cleantech Solutions Private Limited in

a) ACME Urja One Private Limited (formerly known as ACME Barmer Solar Private Limited) on 17 May, 2023

b) ACME Urja Two Private Limited (formerly known as ACME Pushkar Solar Private Limited) on 27 July, 2023

c) ACME Sun Power Private Limited, ACME Surya Power Private Limited, Acme Surya Energy Private Limited, Acme Solartech Private Limited on 18 September, 2023.

\*The Company has sold its interests to third party on 03 January, 2024

\*\*The Company has sold its interests to third party on 24 January, 2024

**ACME Solar Holdings Limited (formerly known as ACME Solar Holdings Private Limited)**

**CIN - U40106HR2015PLC102129**

**Notes to Consolidated Financial Statements for the year ended 31 March 2024**

**(B)** Additional information as required by Paragraph 2 of the General Instructions for Preparation of Consolidated Financial Statements to Schedule III to the Companies Act, 2013 as at 31 March 2023

**In Rs. million unless otherwise stated**

Name of the entity	Net assets i.e. total assets minus total liabilities		Share in profit or loss		Share in other comprehensive income		Share in total comprehensive income	
	As % of consolidated net assets	Amount (Rs.)	As % of consolidated net assets	Amount (Rs.)	As % of consolidated net assets	Amount (Rs.)	As % of consolidated net assets	Amount (Rs.)
<b>Parent/ Holding Company</b>								
ACME Solar Holdings Limited	120.09%	22,824.73	953.09%	(302.51)	58.33%	0.14	959.90%	(302.37)
<b>Indian subsidiaries</b>								
ACME Mahbubnagar Solar Energy Private Limited	0.37%	70.18	63.93%	(20.29)	0.00%	-	64.41%	(20.29)
ACME Yamunanagar Solar Power Private Limited	0.37%	70.48	198.93%	(63.14)	0.00%	-	200.44%	(63.14)
ACME Kaithal Solar Power Private Limited	4.11%	781.17	-176.56%	56.04	0.00%	-	-177.90%	56.04
Devishi Renewable Energy Private Limited	1.07%	203.23	-41.37%	13.13	0.00%	-	-41.68%	13.13
Devishi Solar Power Private Limited	1.12%	212.42	-42.75%	13.57	0.00%	-	-43.08%	13.57
Eminent Solar Power Private Limited	1.37%	259.75	-58.60%	18.60	0.00%	-	-59.05%	18.60
Sunworld Energy Private Limited	1.08%	204.70	-34.97%	11.10	0.00%	-	-35.24%	11.10
ACME Solar Power Technology Private Limited	4.64%	882.19	-282.86%	89.78	0.00%	-	-285.02%	89.78
ACME PV Powertech Private Limited	3.59%	681.38	-22.50%	7.14	0.00%	-	-22.67%	7.14
ACME Solar Energy Private Limited	24.61%	4,676.75	516.60%	(163.97)	0.00%	-	520.54%	(163.97)
ACME Odisha Solar Power Pvt. Ltd.	4.40%	836.73	-105.73%	33.56	-12.50%	(0.03)	-106.44%	33.53
ACME Raipur Solar Power Pvt. Ltd.	2.60%	493.36	-68.87%	21.86	8.33%	0.02	-69.46%	21.88
ACME Solar Energy (Madhya Pradesh)Pvt. Ltd	3.80%	722.72	32.36%	(10.27)	4.17%	0.01	32.57%	(10.26)
ACME Solar Technologies (Gujarat) Pvt. Ltd.	2.79%	529.51	-430.09%	136.51	41.67%	0.10	-433.68%	136.61
Dayakara Solar Power Private Limited	4.22%	802.14	-152.80%	48.50	0.00%	-	-153.97%	48.50
Grahati Solar energy Private Limited	6.71%	1,275.83	-237.33%	75.33	0.00%	-	-239.14%	75.33
ACME Magadh Solar Power Pvt. Ltd.	1.29%	244.23	-84.56%	26.84	0.00%	-	-85.21%	26.84
ACME Nalanda Solar Power Pvt. Ltd.	1.81%	343.93	-101.29%	32.15	4.17%	0.01	-102.10%	32.16
ACME Jodhpur Solar power Pvt. Ltd	0.87%	164.53	474.01%	(150.45)	0.00%	-	477.62%	(150.45)
Nirosha Power Private Limited	3.65%	694.00	-346.60%	110.01	-4.17%	(0.01)	-349.21%	110.00
Vittanath Power Private Limited	10.65%	2,023.54	0.28%	(0.09)	0.00%	-	0.29%	(0.09)
ACME Solar Rooftop Systems Private Limited	3.59%	682.60	-157.56%	50.01	-4.17%	(0.01)	-158.73%	50.00
Mihit Solar Power Private Limited	8.70%	1,652.59	-384.72%	122.11	0.00%	-	-387.65%	122.11
ACME Deoghar Solar Power Private Limited	6.75%	1,282.24	0.50%	(0.16)	-8.33%	(0.02)	0.57%	(0.18)
ACME Rewa Solar Energy Private Limited	0.47%	88.79	558.48%	(177.26)	0.00%	-	562.73%	(177.26)
Aarohi Solar Private Limited	0.38%	71.41	306.68%	(97.34)	0.00%	-	309.02%	(97.34)
Niranjana Solar Energy Private Limited	-0.08%	(14.41)	146.00%	(46.34)	0.00%	-	147.11%	(46.34)
ACME Vijayapura Solar Energy Private Limited	4.28%	813.33	-203.72%	64.66	0.00%	-	-205.27%	64.66
ACME Koppal Solar Energy Private Limited	4.17%	792.02	-172.78%	54.84	0.00%	-	-174.10%	54.84
ACME Babadham Solar Power Private Limited	4.48%	851.76	-225.74%	71.65	0.00%	-	-227.46%	71.65
Vishwatma Solar Energy Private Limited	0.67%	127.60	129.05%	(40.96)	0.00%	-	130.03%	(40.96)
Dayanidhi Solar Power Private Limited	0.67%	127.09	167.49%	(53.16)	0.00%	-	168.76%	(53.16)
ACME Jaisalmer Solar Power Private Limited	0.12%	22.39	128.26%	(40.71)	0.00%	-	129.24%	(40.71)
ACME Kittur Solar Energy Private Limited	0.58%	110.25	-0.91%	0.29	0.00%	-	-0.92%	0.29
Acme Sidlaghatta Solar Energy Private Limited	0.74%	140.51	28.54%	(9.06)	0.00%	-	28.76%	(9.06)
ACME Guledagudda Solar Energy Private Limited	0.73%	138.12	-48.36%	15.35	0.00%	-	-48.73%	15.35

ACME Solar Holdings Limited (formerly known as ACME Solar Holdings Private Limited)

CIN - U40106HR2015PLC102129

Notes to Consolidated Financial Statements for the year ended 31 March 2024

In Rs. million unless otherwise stated

Name of the entity	'Net assets i.e. total assets minus total liabilities		Share in profit or loss		Share in other comprehensive income		Share in total comprehensive income	
	As % of consolidated net assets*	Amount (Rs.)	As % of consolidated net assets	Amount (Rs.)	As % of consolidated net assets	Amount (Rs.)	As % of consolidated net assets	Amount (Rs.)
ACME Hukkeri Solar Energy Private Limited	0.61%	115.78	-7.34%	2.33	0.00%	-	-7.40%	2.33
ACME Kudligi Solar Energy Private Limited	0.61%	115.93	27.28%	(8.66)	0.00%	-	27.49%	(8.66)
ACME Sandur Solar Energy Private Limited	0.70%	132.69	2.02%	(0.64)	0.00%	-	2.03%	(0.64)
ACME Phalodi Solar Energy Private Limited	6.49%	1,233.29	1.17%	(0.37)	0.00%	-	1.17%	(0.37)
ACME Raisar Solar Energy Private Limited	10.34%	1,965.34	0.32%	(0.10)	0.00%	-	0.32%	(0.10)
ACME Dhaulpur Powertech Private Limited	10.34%	1,964.80	0.13%	(0.04)	12.50%	0.03	0.03%	(0.01)
ACME Heergarh Powertech Private Limited	6.50%	1,234.99	590.14%	(187.31)	0.00%	-	594.63%	(187.31)
ACME Aklera Power Technology Private Limited	10.64%	2,022.90	2.05%	(0.65)	0.00%	-	2.06%	(0.65)
Acme Renewable Solutions Private Limited	-0.01%	(1.23)	0.13%	(0.04)	0.00%	-	0.13%	(0.04)
Acme Urja Private Limited	-0.01%	(1.23)	0.13%	(0.04)	0.00%	-	0.13%	(0.04)
Acme Surya Modules Private Limited	-0.01%	(1.23)	0.13%	(0.04)	0.00%	-	0.13%	(0.04)
ACME Eco Clean Energy Private Limited	-0.01%	(1.20)	0.09%	(0.03)	0.00%	-	0.10%	(0.03)
Acme Sun Power Private Limited	0.00%	0.02	0.13%	(0.04)	0.00%	-	0.13%	(0.04)
Acme Pokhran Solar Private Limited	-0.02%	(3.56)	0.09%	(0.03)	0.00%	-	0.10%	(0.03)
ACME Sikar Solar Private Limited	0.00%	(0.32)	0.09%	(0.03)	0.00%	-	0.10%	(0.03)
ACME Urja Two Private Limited (formerly known as ACME Pushkar Solar Private Limited)	0.00%	0.02	0.13%	(0.04)	0.00%	-	0.13%	(0.04)
ACME Urja One Private Limited (formerly known as ACME Barmer Solar Private Limited)	-0.02%	(3.55)	11.37%	(3.61)	0.00%	-	11.46%	(3.61)
Acme Surya Power Private Limited	0.00%	0.02	0.13%	(0.04)	0.00%	-	0.13%	(0.04)
Acme Solartech Private Limited	0.00%	0.07	0.09%	(0.03)	0.00%	-	0.10%	(0.03)
Acme Surya Energy Private Limited	0.00%	0.07	0.09%	(0.03)	0.00%	-	0.10%	(0.03)
Acme Renewable Resources Private Limited	0.00%	0.07	0.09%	(0.03)	0.00%	-	0.10%	(0.03)
		<b>54,657.46</b>		<b>(302.15)</b>		<b>0.24</b>		<b>(301.91)</b>
Intercompany elimination and consolidation adjustments	-187.59%	(35,651.83)	-851.95%	270.41	0.00%	-	-858.44%	270.41
<b>Total</b>	<b>100.00%</b>	<b>19,005.63</b>	<b>100.00%</b>	<b>(31.74)</b>	<b>100.00%</b>	<b>0.24</b>	<b>100.00%</b>	<b>(31.50)</b>

**ACME Solar Holdings Limited (formerly known as ACME Solar Holdings Private Limited)**

CIN - U40106HR2015PLC102129

**Notes to Consolidated Financial Statements for the year ended 31 March 2024****50 Capitalisation of expenditure**

The expenditure incidental to the setting up of the project is included in capital work in progress (CWIP) which is apportioned to the assets on completion of the project and commencement of commercial operations. The Group has capitalised the following expenses to the cost of property, plant and equipment/ capital work-in-progress:

<b>Particulars</b>	<b>In Rs. million unless otherwise stated</b>	
	<b>31 March 2024</b>	<b>31 March 2023</b>
Opening balance	1,482.78	957.96
Insurance expense	89.79	72.25
Legal and professional fees	24.13	19.99
Transmission line expenses	9.30	12.49
Land development expenses	-	2.06
Job processing and other machining charges	1.23	2.36
Employee benefit expenses	10.23	144.94
Rates and taxes	21.08	4.64
Finance cost (net of interest income on fixed deposit)	1,101.57	482.03
Miscellaneous expenses	(0.01)	3.50
Interest on deferred duty liability	(51.48)	11.76
Project management expenses	94.74	23.52
Amortisation of right of use assets	371.90	178.06
Project expenses	-	6.14
<b>Total</b>	<b>3,155.26</b>	<b>1,921.70</b>
Less: transfer to property, plant and equipment	(1,449.14)	(438.92)
<b>Net amount included in capital work in progress</b>	<b>1,706.12</b>	<b>1,482.78</b>

**51 Ind AS 116 - Leases**

The Group has lease agreement usually for a period of 25-28 years with individuals for land and solar park developers. With the exception of short-term leases and leases of low-value underlying assets, each lease is reflected on the balance sheet as a right-of-use asset and a lease liability. The Group classifies its right-of-use assets in a consistent manner to its property, plant and equipment.

Each lease generally imposes a restriction that, unless there is a contractual right for the Group to sublease the asset to another party, the right-of-use asset can only be used by the Group. The Group is prohibited from selling or pledging the underlying leased assets as security.

**A Lease payments not included in measurement of lease liability**

The Group did not entered into any lease arrangements which are either of low value or are considered as short term leases.

**B Information about extension and termination options**

The lease agreement provide options for extension to the Group if power purchase agreement is extended.

*(This space has been intentionally left blank)*

ACME Solar Holdings Limited (formerly known as ACME Solar Holdings Private Limited)

CIN - U40106HR2015PLC102129

Notes to Consolidated Financial Statements for the year ended 31 March 2024

52 Net gain on sale of assets

(i) During the current year, Mihit Solar Power Private Limited, Vittanath Power Private Limited, Devishi Solar Power Private Limited, Eminent Solar Power Private Limited, Sunworld Energy Private Limited, Devishi Renewable Energy Private Limited, ACME Kaithal Solar Power Private Limited, ACME Koppal Solar Energy Private Limited, ACME Kuttur Solar Energy Private Limited, ACME Guledagudda Solar Energy Private Limited, ACME Hukkeri Solar Energy Private Limited, ACME Kudligi Solar Energy Private Limited, ACME Sandur Solar Energy Private Limited have been sold to the private equity funds for which detail of net assets disposed off and profit or loss in net are stated below:

Particulars	Mihit Solar Power Private Limited	Vittanath Power Private Limited	Devisi Solar Power Private Limited	Eminent Solar Power Private Limited	Sunworld Energy Private Limited	Devisi Renewable Energy Private Limited	ACME Kaithal Solar Power Private Limited	ACME Koppal Solar Energy Private Limited	ACME Babadham Solar Power Private Limited	ACME Vijayapura Solar Energy Private Limited	ACME Kuttur Solar Energy Private Limited	ACME Guledagudda Solar Energy Private Limited	ACME Hukkeri Solar Energy Private Limited	ACME Kudligi Solar Energy Private Limited	ACME Sandur Solar Energy Private Limited	Total
<b>Net assets disposed off :</b>																
<b>Non-current assets</b>																
Property, plant and equipment	2,809.12	0.54	441.72	435.08	442.93	441.68	1,905.53	1,899.06	1,910.98	1,910.05	697.98	647.19	721.53	971.87	948.72	16,183.97
Right-of-use asset	315.02	-	40.44	48.70	72.21	36.97	-	-	-	-	37.55	28.14	27.42	34.01	30.60	671.04
Investment	-	-	-	-	-	-	-	-	-	-	-	9.52	-	-	-	25.98
Other financial assets	1.48	-	0.07	0.05	0.05	0.18	40.46	50.54	44.53	56.69	47.46	74.37	56.97	15.19	69.50	442.35
Deferred tax assets (net)	-	-	4.34	-	7.37	6.42	-	-	-	-	10.18	10.76	-	9.50	28.77	92.54
Non-current tax assets (net)	12.38	0.86	0.39	0.78	0.39	0.37	3.22	2.95	3.68	5.04	0.16	0.75	0.31	0.11	0.43	31.83
Other non current assets	-	-	-	-	-	-	-	-	-	-	-	-	-	-	-	109.83
Trade receivables	122.44	-	9.23	8.67	8.10	9.07	-	-	-	-	-	-	39.74	40.93	25.56	421.73
Cash and cash equivalents	254.01	1.66	95.90	100.78	18.58	96.60	155.93	179.74	200.47	162.48	47.62	85.78	79.34	10.96	85.74	1,575.58
Other bank balances	386.48	-	48.09	54.61	46.22	48.18	195.74	178.70	178.20	190.73	-	9.80	-	-	-	1,336.76
Other financial assets	52.56	-	9.01	8.29	8.19	8.81	38.51	38.26	38.22	40.46	7.39	9.48	8.22	8.58	12.05	288.05
Other current assets	24.06	0.09	0.15	0.20	0.17	0.15	2.38	2.39	2.33	2.59	1.66	1.69	1.69	2.10	3.46	45.12
<b>Total assets (A)</b>	<b>3,977.53</b>	<b>3.16</b>	<b>649.36</b>	<b>657.17</b>	<b>604.21</b>	<b>648.43</b>	<b>2,369.23</b>	<b>2,379.12</b>	<b>2,405.85</b>	<b>2,395.49</b>	<b>889.74</b>	<b>918.41</b>	<b>936.23</b>	<b>1,157.66</b>	<b>1,233.20</b>	<b>21,224.78</b>
<b>Non-current liabilities</b>																
Long term borrowings	2,649.65	4.18	427.09	410.67	433.64	436.58	1,452.19	1,310.63	1,295.01	1,401.94	578.44	553.73	607.98	841.07	843.52	13,246.32
Lease liabilities	386.88	-	46.87	5.02	6.34	42.91	-	-	-	-	31.82	27.31	-	34.68	30.15	639.56
Deferred tax liabilities (net)	136.85	-	-	14.77	-	-	49.51	50.32	78.83	58.30	-	-	-	-	-	388.57
Other non current liabilities	-	-	-	-	-	-	162.89	163.57	162.76	162.75	35.58	55.74	42.65	-	52.09	838.02
<b>Current liabilities</b>																
Short term borrowings	143.97	-	47.32	46.22	47.31	47.32	140.09	126.63	125.90	135.46	24.68	24.77	25.82	32.38	33.78	1,001.63
Trade payables - MSME	0.04	-	0.10	0.01	0.09	0.10	0.23	0.23	0.25	0.24	-	-	-	0.01	-	-
Trade payables - others	-	-	-	0.45	-	-	-	-	-	-	-	-	-	-	-	1.51
Others financial liabilities	61.62	1.03	4.86	1.42	1.39	4.47	27.19	7.59	6.92	8.99	7.00	6.63	6.67	10.76	8.54	165.09
Other current liabilities	0.07	0.00	0.00	0.00	(0.01)	0.00	15.70	15.70	15.70	15.70	2.61	4.08	3.15	0.20	3.96	76.89
<b>Total assets (B)</b>	<b>3,379.07</b>	<b>5.22</b>	<b>526.23</b>	<b>478.56</b>	<b>489.83</b>	<b>531.38</b>	<b>1,847.80</b>	<b>1,674.68</b>	<b>1,685.37</b>	<b>1,783.40</b>	<b>680.14</b>	<b>672.25</b>	<b>713.85</b>	<b>919.10</b>	<b>972.04</b>	<b>16,357.60</b>
<b>Net assets (C) = (A-B)</b>	<b>598.47</b>	<b>(2.06)</b>	<b>123.12</b>	<b>178.61</b>	<b>114.38</b>	<b>117.05</b>	<b>521.43</b>	<b>704.44</b>	<b>720.48</b>	<b>612.09</b>	<b>209.61</b>	<b>246.15</b>	<b>222.38</b>	<b>238.56</b>	<b>261.16</b>	<b>4,867.18</b>
<b>Less: Adjustments (D)</b>	<b>-</b>	<b>-</b>	<b>-</b>	<b>-</b>	<b>-</b>	<b>-</b>	<b>-</b>	<b>-</b>	<b>-</b>	<b>-</b>	<b>87.00</b>	<b>64.94</b>	<b>100.59</b>	<b>113.31</b>	<b>98.98</b>	<b>464.81</b>
<b>Add: Assets written off</b>	<b>432.47</b>	<b>-</b>	<b>101.84</b>	<b>101.84</b>	<b>101.84</b>	<b>101.84</b>	<b>46.70</b>	<b>2.45</b>	<b>-</b>	<b>-</b>	<b>-</b>	<b>-</b>	<b>-</b>	<b>-</b>	<b>-</b>	<b>888.96</b>
<b>Net Assets after adjustment (E) = (C-D)</b>	<b>1,030.94</b>	<b>(2.06)</b>	<b>224.96</b>	<b>280.45</b>	<b>216.21</b>	<b>218.89</b>	<b>568.12</b>	<b>706.89</b>	<b>720.48</b>	<b>612.09</b>	<b>122.61</b>	<b>181.21</b>	<b>121.79</b>	<b>125.26</b>	<b>162.18</b>	<b>5,291.33</b>
<b>Sale consideration received (F)*</b>																
						4,018.73	1,525.68	1,628.43	1,762.31	1,586.08	164.50	264.47	151.97	196.75	198.73	11,497.65
<b>Gain/ (loss) on sale of assets (G) = (F-E)</b>						<b>2,049.34</b>	<b>957.56</b>	<b>921.54</b>	<b>1,041.83</b>	<b>973.99</b>	<b>41.89</b>	<b>83.26</b>	<b>30.18</b>	<b>71.49</b>	<b>36.55</b>	<b>6,207.62</b>

\* Sale consideration amounting to Rs. 4,018.73 million includes the amount received for Vittanath Power Private Limited, Devishi Solar Power Private Limited, Eminent Solar Power Private Limited, Mihit Solar Power Private Limited, Sunworld Energy Private Limited, Devishi Renewable Energy Private Limited.

(ii) During the current year, the Company has sold investments in its subsidiaries Acme Surya Power Pvt.Ltd, Acme Surya Energy Private Limited, Acme Renewable Resources Private Limited, Acme Solartech Private Limited, Acme Barmer Solar Private Limited and Acme Pushkar Solar Private Limited to its parent company ACME Cleantech Solutions Private limited

Particulars	31 March 2024
Sale consideration received in cash and cash equivalent	0.60
Less: Net assets	(3.41)
<b>Profit on sale of investments</b>	<b>-</b>

(iii) During the current year, the Company has sold investment Optionally Convertible redeemable Preference Shares of ACME Hisar Solar Power Private Limited, ACME Bhiwadi Solar Power Private Limited, ACME Karnal Solar Power Private Limited and ACME Jaipur Solar Power Private Limited and Optionally convertible debentures of ACME Jaipur Solar Power Private Limited.

Particulars	31 March 2024
Sale consideration received in cash and cash equivalent	472.56
Less: Carrying value of investment in subsidiary Company	(226.67)
<b>Profit on sale of investments</b>	<b>-</b>

(This space has been intentionally left blank)

ACME Solar Holdings Limited (formerly known as ACME Solar Holdings Private Limited)  
CIN - U40106HR2015PLC102129

Notes to Consolidated Financial Statements for the year ended 31 March 2024

(iv) During the current year, the Company has sold investment in Equity Shares of Sunworld Energy Private Limited, Eminent Solar Power Private Limited, Devishi Renewable Energy Private Limited and Devishi Solar Power Private Limited to Vittanath Power Private Limited.

Particulars	31 March 2024
Sale consideration received in cash and cash equivalent	863.13
Less: Carrying value of investment in subsidiary Company	-
Sunworld Energy Private Limited	(119.60)
Eminent Solar Power Private Limited	(119.60)
Devisi Renewable Energy Private Limited	(119.60)
Devisi Solar Power Private Limited	(119.60)
<b>Profit on sale of investments</b>	<b>-</b>

(v) During the current year, the Company has sold investment in Optionally convertible debentures of Sunworld Energy Private Limited, Eminent Solar Power Private Limited, Devishi Renewable Energy Private Limited and Devishi Solar Power Private Limited to Blupine.

Particulars	31 March 2024
Sale consideration received in cash and cash equivalent	758.75
Less: Carrying value of investment in subsidiary Company	(477.80)
<b>Profit on sale of investments</b>	<b>-</b>

(vi) During the previous year, the Company has sold investment in 17,316 Optionally Convertible redeemable Preference Shares of ACME Hisar Solar Power Private Limited, ACME Bhiwadi Solar Power Private Limited and ACME Karnal Solar Power Private Limited each and 6,661 Optionally Convertible redeemable Preference Shares of ACME Jaipur Solar Power Private Limited. Further, the Company has received additional consideration against previous year sale.

Particulars	31 March 2023
Sale consideration received in cash and cash equivalent	244.33
Less: Carrying value of investment in subsidiary Company	(18.66)
<b>Profit on sale of investments</b>	<b>225.67</b>

(This space has been intentionally left blank)

**ACME Solar Holdings Limited (formerly known as ACME Solar Holdings Private Limited)**  
**CIN - U40106HR2015PLC102129**

**Notes to Consolidated Financial Statements for the year ended 31 March 2024**

**53 Assets held for sale**

- (a) During the earlier year, investment in equity instruments of the ACME Photovoltaic Solar Private Limited (subsidiary company) have been classified as assets held for sale pursuant to management's intention to sell. The Holding Company has entered into sale purchase agreement ("SPA") with a private equity fund for sale of its 51% investment in equity share of above mentioned subsidiary company.

The carrying value and fair value less cost to sell of investment in above mentioned subsidiary company classified as assets held for sale is detailed below:

Particulars	In Rs. million unless otherwise stated	
	As at 31 March 2024	As at 31 March 2023
ACME Photovoltaic Solar Private Limited 5,100 (as at 31 March 2023: 5100) equity share of Rs 10 each, fully paid up	0.05	0.05
	<b>0.05</b>	<b>0.05</b>

- (b) During the current year, management has decided to sell off the unutilised capacity of plants in Andhra Pradesh and have been classified as assets held for sale pursuant to management's intention to sell.

Particulars	In Rs. million unless otherwise stated	
	As at 31 March 2024	As at 31 March 2023
Property, plant and equipment	201.40	-
	<b>201.40</b>	<b>-</b>

Particulars	Carrying value	Fair value less costs to sell
Investment	0.05	0.05
Property, plant and equipment	201.40	126.05

The assets/ investments classified as held for sale have been accounted at lower of carrying amount and fair value less costs to sell. The fair value of investment classified as assets held for sale has been determined based on the SPA entered with the private equity fund.

Impairment loss amounting to Rs. 75.35 million (31 March 2023 : Rs. Nil) has been recognised on classification of property, plant and equipment as asset held for sale, as fair value less cost to sell is lower than the carrying amount of the said assets.

**54 Transaction with non-controlling interests**

**(i) Acquisition of additional interest**

**ACME Aklera Power Technology Private Limited**

On 27 June 2023, the Company has acquired Compulsorily Convertible debentures 'CCD' (73,974,420 CCD of face value of Rs. 10 each) of ACME Aklera Power Technology Private Limited from DSDG Holdings APS.

On 12 January 2023, the Company has acquired 39% shares (49,316,280 Equity Shares of Rs.10 each) of ACME Aklera Power Technology Private Limited from DSDG Holding APS.

On 25 January 2023, the Company has acquired 10% shares (12,645,200 Equity Shares of Rs. 10 each) and Compulsorily Convertible debentures 'CCD' (18,967,800 CCD of face value of Rs. 10 each) of ACME Aklera Power Technology Private Limited from The United Nation Office for Project Service (UNOPS).

Particulars	For the year ended 31 March 2024	For the year ended 31 March 2023
Date of transaction with non-controlling interests	27 June 2023	12 January 2023 and 25 January 2023
Non- controlling interest acquired	298.99	878.85
Cash consideration paid to non-controlling shareholders	321.19	929.68
	<b>(22.20)</b>	<b>(50.83)</b>

**55 Deferred consideration**

During the earlier year, 100% investment in equity instruments and compulsory convertible debentures of subsidiary company, namely ACME Chittorgarh Power Private Limited were sold to the private equity funds.

Deferred consideration on above investment was dependent on conditions precedent as agreed in the respective share purchase agreement. The Company is confident to meet all the conditions precedent as mentioned in the said agreement and is confident that the balance amount of Rs. 235.92 million (31 March 2023: Rs. 235.92 million) is fully recoverable.

**ACME Solar Holdings Limited (formerly known as ACME Solar Holdings Private Limited)**

**CIN - U40106HR2015PLC102129**

**Notes to Consolidated Financial Statements for the year ended 31 March 2024**

**56 Entity wide disclosures**

The Group is primarily in the business of sale of power and establishing, commissioning, setting up, operating and maintaining power generation using solar power plants within India. The Chairman and Managing Director of the Holding Company, which has been identified as being the chief operating decision maker, evaluates the Group's performance, allocates resource based on the analysis of the various performance indicator of the Group as a single unit. Therefore, there is no reportable segment for the Group. During the year ended 31 March 2024 and 31 March 2023, there is no single external customer who contributes 10% or more to the Group's revenue.

57 The Ministry of Corporate Affairs (MCA) has prescribed a new requirement for companies under the proviso to Rule 3(1) of the Companies (Accounts) Rules, 2014 inserted by the Companies (Accounts) Amendment Rules 2021 requiring companies, which uses accounting software for maintaining its books of account, shall use only such accounting software which has a feature of recording audit trail of each and every transaction, creating an edit log of each change made in the books of account along with the date when such changes were made and ensuring that the audit trail cannot be disabled.

The Group uses an accounting software (SAP HANA) for maintaining its books of account which has a feature of recording audit trail (edit log) facility and the same has operated throughout the year for all relevant transactions recorded in the accounting software. However, the audit trail feature is not enabled at database level for accounting software SAP HANA to log any direct data changes for users with certain privileged access rights. Further there is no instance of audit trail feature being tampered with in respect of the accounting software where such feature is enabled.

Presently, the log is enabled at the application level and the privileged access to HANA database continues to be restricted to limited set of users who necessarily require this access for maintenance and administration of the database.

**58 Additional regulatory disclosure**

- a) The Group has not been declared as wilful defaulter by any bank or financial institution or any other lender.
- b) The Group does not have any charges or satisfaction, which is yet to be registered with Registrar of Companies, beyond the statutory period prescribed under the Companies Act, 2013 and the rules made thereunder.
- c) The Group has not entered into any transaction which has not been recorded in the books of account, that has been surrendered or disclosed as income during the year in the tax assessments under the Income Tax Act, 1961 (such as, search or survey or any other relevant provisions of the Income Tax Act, 1961).
- d) The company has not traded or invested in crypto currency or virtual currency during the year.
- e) The Group does not have any Benami property and further, no proceedings have been initiated or are pending against the Group, in this regard.
- f) The Group has not entered into any transactions with struck off companies, as defined under the Companies Act, 2013 and rules made thereunder.
- g) The Group have not advanced or loaned or invested funds to any other person(s) or entity(ies), including foreign entities (Intermediaries) with the understanding that the Intermediary shall:
  - (i) directly or indirectly lend or invest in other persons or entities identified in any manner whatsoever by or on behalf of the Group (Ultimate Beneficiaries) or
  - (ii) provide any guarantee, security or the like to or on behalf of the Ultimate Beneficiaries.
- h) The Group have not received any fund from any person(s) or entity(ies), including foreign entities (Funding Party) with the understanding (whether recorded in writing or otherwise) that the Group shall:
  - (i) directly or indirectly lend or invest in other persons or entities identified in any manner whatsoever by or on behalf of the Funding Party (Ultimate Beneficiaries) or
  - (ii) provide any guarantee, security or the like on behalf of the Ultimate Beneficiaries.

*(This space has been intentionally left blank)*



**ACME Solar Holdings Limited (formerly known as ACME Solar Holdings Private Limited)**  
**CIN - U40106HR2015PLC102129**

**Notes to Consolidated Financial Statements for the year ended 31 March 2024**

**59 Subsequent event**

(i) On 22 June 2024, the Holding Company has been converted from Private Limited Company to Public Limited Company.  
(ii) During the previous year, the Board of Directors of Holding Company at their meeting held on June 15, 2023, had approved composite scheme of arrangement ("the Scheme") pursuant to the provisions of Sections 230 to 232 of the Companies Act, 2013 ("Act") read with other applicable provisions of the Act and rules as applicable, with appointed date of 01 April 2023, proposed:

a) Demerger of Solar and Wind Business (hereinafter referred to as "Demerged Undertaking" or "Solar and Wind Business") belonging to M/s ACME Solar Holdings Limited ("Demerged Company" or "Transferor Company") with and into M/s ACME Cleantech Solutions Private Limited ("Resulting Company") on a going concern basis.

b) Amalgamation of M/s ACME Solar Holdings Limited ("Demerged Company" or "Transferor Company") with its Remaining Business, with and into M/s MKU Holdings Private Limited ("Transferee Company").

Upon the Scheme becoming effective, the Transferor Company/ the Holding Company shall after giving effect to the Scheme stand dissolved, without further process of winding-up. Consequently, the Holding Company had filed an application with the Hon'ble National Company Law Tribunal (Hon'ble Tribunal), post shareholders' approval. The applicability of the Scheme was subject to regulatory and other approvals.

Subsequent to current year end, the Board of Director of the Holding Company at their meeting held on May 27, 2024, has approved the resolution to withdraw the Scheme amongst M/s MKU Holding Private Limited, M/s ACME Cleantech Solutions Private Limited and M/s ACME Solar Holdings Limited, filed before the Hon'ble Tribunal. On May 29, 2024, the Holding Company has filed an application before the Hon'ble Tribunal to withdraw the Scheme which was accepted by the Hon'ble Tribunal and post hearing the Scheme stand disposed off.

**60** Certain amounts (currency value or percentages) shown in the various tables and paragraphs included in the financial statements have been rounded off or truncated as deemed appropriate by company.

**For Walker Chandio & Co LLP**

Chartered Accountants

Firm's Registration No.: 001076N/N500013

**For S. Tekriwal & Associates**

Chartered Accountants

Firm Registration No.: 009612N

**For and on behalf of the Board of Directors**

**Anamitra Das**

Partner

Membership No. 062191

**Shishir Tekriwal**

Partner

Membership No. 088262

**Manoj Kumar Upadhyay**

Chairman and Managing Director

DIN No. 01282332

Place: Gurugram

Date: 22 June 2024

**Purushottam Kejriwal**

Chief Financial Officer

Membership No. 061668

Place: Gurugram

Date: 22 June 2024

Place: Dallas, Texas

Date: 22 June 2024

Place: New Delhi

Date: 22 June 2024

**Rajesh Sodhi**

Company Secretary

Membership No. F3043

Place: Gurugram

Date: 22 June 2024

**Nikhil Dhingra**

Whole Time Director and Chief Executive Officer

DIN No. 07835556

Place: Paris

Date: 22 June 2024